

# eurocol

# 880

the strong connection

## EUROSEAL SILICONE

High quality universal sanitary kit.



### PRODUCT TYPING

Base	Alcoxim.
Color	Transparent, white, silver-grey, Manhattan-grey, grey, anthracite, Jasmin, basalt-grey, Buxy, vintage and transparent-grey.

- Odourless, acid-free and neutral curing
- Contains no plasticisers, MEKO or solvents
- Emicode EC 1PLUS
- Suitable for BREEAM
- Indoor and outdoor use
- Permanently elastic after curing
- UV, moisture, weather, water and fungus resistant, according to ISO 846 A+B
- Non-corrosive w.r.t. metals. 1-component
- Also suitable for natural stone

### PROPERTIES

Application rate	3 mm, 6.3 bar 170 g/min.
Classification	International: ISO 11600 F+G-25 LM and in Germany: DIN 18545-E Joints .
Elongation at break	According to DIN 53 504: approx. 500%.
Elongation value 100%	According to DIN 53 504: approx. 1.0 MPa (N/mm <sup>2</sup> ).
Sensitive to frost	No.
Practical movement capability	± 25%.
Shore A-hardness	According to DIN 53 505: 28.
Shrink	>5% g/g.
Skin forming time	Approx. 10 mins at 23 °C and a relative humidity of 55%.
Specific weight	1.035 kg/l.
Standby capacity	ISO 7390 mm <2.
Temperature resistance	After curing between -60 °C and +180 °C.
Tensile	: According to DIN 53 504: approx. 1.4 MPa (N/mm <sup>2</sup> ).

### APPLICATION

- Permanently elastic silicone kit for sealing construction and sanitary joints, which should be able to absorb a movement of up to 25% of the joint width.
- Suitable for sealing ceramic tiles, sinks, countertops, baths and showers. Bonding is generally excellent on enamel, glass, aluminium,

#### 880 EUROSEAL SILICONE

- brass and stainless steel, painted wood, concrete and masonry.
- Also suitable for unplasticised polymers like polycarbonate (Lexan® and Makrolon®), polyester, rigid polystyrene, ABS and most types of rigid PVC.
- Suitable for inside, outside and industrial areas where fungus growth is undesirable.
- Also suitable for natural stone.

## PROCESSING

<b>Storage</b>	Store cool and dry in unopened packaging between +5 °C and + 25 °C.
<b>Tools</b>	Hand or air pressure kit pistol.
<b>Curing</b>	Minimum of 24 hrs. dependent on the relative air humidity and temperature. After application the silicone cures with atmospheric moisture to form a durable seal.
<b>Skimming Time</b>	Approx. 10 mins at 23 °C and a relative humidity of 55%.
<b>Shelf Life</b>	Approx. 12 months.
<b>Application temperature</b>	From +5° to +40 °C.

*\* The stated values are laboratory values which, given the large variation in climatological conditions, subfloor compositions and layer thicknesses, are only guideline values.*

### Substrate:

- The substrate should have sufficient compression resistance and tensile strength. The substrate should also be dry and free from grease, dirt and dust, in accordance with DIN 18 352. Substrate should be clean, dry and sound. An adhesion test is recommended before use.
- Adhesion is generally excellent on enamel, glass, aluminium, brass and stainless steel and plastics. Where necessary, apply a primer to porous substrates.
- Given the diversity of materials in the market, if in doubt about the application, it is advisable to set up a preliminary test or to contact our Technical Advice department.
- Not suitable for aquaria, PMMA, PE, PP, Teflon, bituminous substrates and wax or paraffin containing substrates. When used in poorly ventilated areas where UV light cannot enter, a light yellowing is possible. This may also take place through contact with chemical fumes or cleaning agents, especially during curing. Not paintable after curing.
- If in doubt about the applications, set up a preliminary test area or contact our Technical Advice department.

### Instruction manual:

- Cut the tube above the thread with the special kit tube opener or a suitable snap-off blade. Screw the nozzle on to the holder and cut it at a slant to the correct size. Remove the cap and place the holder into the syringe.
- Apply 880 Euroseal Silicone evenly with a hand or air pressure kit pistol.
- After having applied the kit, finish it smoothly within 10 mins. (due to skin formation) For this, use a spatula or knife with neutral soap water without citrus.
- To obtain an even contact of the sealant and the joint edges, use the mastic gun in such a way that under pressure, the material is pressed into the joint edges. Avoid air entrapment.
- Clean tools with turpentine. Mechanically remove cured residues.
- The setting speed of the adhesive and sealant will depend on the temperature and relative humidity. Process at a temperature of 23 °C and a relative humidity of 55%.

### Joint dimensions:

Minimum width 4 mm  
Maximum width 25 mm

### Joints relationship:

Width	depth
4-8 mm	6 mm
10-12 mm	8 mm
14-16 mm	10 mm
18-20 mm	12 mm
22-24 mm	14 mm

### Net estimated usage:

Joint metres per 310 ml tube for different joint sizes.

Width x depth	Use
4 x 6 mm:	12,9 m
6 x 6 mm:	8,6 m
8 x 6 mm:	6,4 m

## 880 EUROSEAL SILICONE

12 x 8 mm:	3.2 m
16 x 10 mm:	1.9 m
20 x 12 mm:	1.3 m

For the correct joint depth and prevention of three sided adhesion, use a suitable backing material.

---

## QUALITY AND GUARANTEE

---




---

## ENVIRONMENT AND HEALTH

---

Safety and environment	Safety data sheets of Forbo Eurocol products according to EEG-guideline 91/155. Keep out of reach of children. Do not eat, drink or smoke while processing the product. Only give completely empty containers for recycling. Bound material residues can be disposed of as household waste.
MSDS	For extensive information about safety and environment we refer to our website <a href="http://www.eurocol.nl">www.eurocol.nl</a> .

---

## ITEM DATA


---

Article	Definition	Packaging	EAN-code
880	Euroseal Silicone	12x310 ml in a box	
	transparent		8 710345 880107
	white		8 710345 880206
	silver-grey		8 710345 880305
	Manhattan-grey		8 710345 880404
	grey		8 710345 880503
	anthracite		8 710345 880602
	Buxy		8 710345 880800
	Jasmin		8 710345 880749
	transparent-grey		8 710345 880008
	basalt-grey		8710345 880985
	vintage		8 710345 880138
880	Euroseal Silicone	310 ml tube	
	transparent		8 710345 880114
	white		8 710345 880213
	grey		8 710345 880510
	silver-grey		8 710345 880312
	Manhattan-grey		8 710345 880411
	anthracite		8 710345 880619
	Buxy		8 710345 880817
	Jasmin		8 710345 880756
	transparent-grey		8 710345 880015
	basalt-grey		8 710345 880992
	vintage		8 710345 880121

The 880 Eurosol Silicone is available in the colours:

White:

### 880 EUROSEAL SILICONE



Silver-grey:



Manhattan-grey:




Grey:




Anthracite:



Jasmin:



Buxy:




Basalt-grey:



Vintage:

**880 EUROSEAL SILICONE**





**880 EUROSEAL SILICONE**

Forbo Eurocol Nederland B.V. | Industrieweg 1-2 | Postbus 130 | 1520 AC Wormerveer | Tel: +31 (0)75 627 16 00 | [info.eurocol@forbo.com](mailto:info.eurocol@forbo.com)  
Forbo Eurocol Deutschland GmbH | August-Röbling-Straße 2 | DE - 99091 Erfurt | PF 80 02 53 | Telefon: +49 361 730 41 0 | [info.eurocol.de@forbo.com](mailto:info.eurocol.de@forbo.com)

Eurocol is part of the Forbo Group

