

# eurocol

# 390

the strong connection

22-6-2026



## FLOORCOLOURING

Powder pigment to create decorative floor screeds. Suited for indoor applications, e.g. in offices, living rooms/bedrooms, hobby rooms etc. Not suited for wooden floors.

### PRODUCT TYPING

Base	Inorganic pigment powder.
Color	White, Soft Black and Brown.
Consistency	Powder.

- Easy to mix
- Ready to use
- To be used in combination with a pump or manually

### PROPERTIES

Flammability	Non-flammable.
Sensitive to frost	No.
Passableness	After approx 3 hours at 18 - 20 °C.*

### APPLICATION

Powder pigment as an additional product in combination with 990 Europlan Direct or 920 Europlan Alphy. Suited for manual processing and by pump. Always consult the pump supplier first to check that the pump is suited for all types of floor levelling. Pumps that have too high a mixing speed may result in an insufficient flow of the levelling compound.

### PROCESSING

Storage	Store in a cool and dry place.
Mixing ratio	Maximum 3 230g jars to 1 23kg bag of levelling compound.
Shelf Life	12 months in unopened packaging.
Cleaner	Water.
Remarks	Technical information and safety data sheets of other installation materials used must be observed! Apply a Eurocol Surface Finish to the filled surface within the next few days! On floating dry screed elements or wood-based panels, the suitability of the levelling compound used must be observed.  When using as FloorDesign flooring, please observe the Eurocol reference document RD_001 "Mineral levelling floors".

\* The stated values are laboratory values which, given the large variation in climatological conditions, subfloor compositions and layer thicknesses, are only guideline values.

### 390 FLOORCOLOURING

Substrate:

Processing conditions and subfloor:

- See the product information sheets of the approved Eurocol levelling compounds.

Instruction manual:

- For the best possible result, we advise to work with at least 2 people. This allows you to mix several packs and apply them to the floor in quick succession.
- Fill the mixing container with 5.5-6 litres of cool and clean tap water and add the levelling compound. Mechanically mix the compound with a Eurocol 855 mixing rod for at least 1 minute (at least 1,000 revs per minute) until a smooth and lump-free mix is obtained.
- Then add the powder pigment (max. 3 230g jars) to the compound and mechanically mix everything for at least 1 minute, until it has all been thoroughly mixed.
- In between mixing, move a spatula along the inside of the mixing container to properly mix the levelling compound and the pigment.
- Set aside the compound for approx. 3 minutes and then briefly stir it, at a low rev count.
- The compound must then be processed within 20 minutes. Apply the levelling compound in small portion randomly across the floor to avoid repetitive patterns or stripes.
- Spread the compound with the trowel, making random strokes to create the desired (concrete look) effect. Always let the different containers of levelling compound mix wet on wet.
- Apply the compound in a minimum thickness of 3mm.
- When pumping the powder pigment add to the dry compound (max. 3 230g jars per 23kg of levelling compound) and set the mixing unit to allow for the required amount of water to be added.
- Layers of levelling compound recently applied must be protected against draught and direct sunlight.
- In normal circumstances, the applied layer of levelling compound can be walked on after 2-3 hours. Always wear shoe covers.
- At a layer thickness of approx. 3-4 mm and a temperature of 15 - 20 °C the floor screed is ready to be finished with 301 BaseSealer and 311 Topcoat paint system after at least 24 hours. For this, see the relevant product information sheets.
- For detailed information about these safety measures please refer to the safety information sheet on our website [www.eurocol.nl](http://www.eurocol.nl).

Underfloor heating constructions:

390 FloorColouring can be used on underfloor heating constructions. The start-up protocol of the underfloor heating must first have been performed entirely in accordance with supplier guidelines. Switch off the heating one day before application; switch back on at least 24 hours after applying levelling, in steps of 5 °C water temperature maximum per day.

---

## ENVIRONMENT AND HEALTH

---

Safety and environment Safety data sheets of Forbo Eurocol products according to EEG-guideline 91/155.  
Safety and environment Wear protective gloves and glasses!  
MSDS Available upon request.

---


## ITEM DATA

---

Article	Defenition	Packaging	EAN-code
390	FloorColouring	Box containing 18 jars of 230 gram.	
		White	8 710345 390118
		Soft Black	8 710345 390217
		Brown	8 710345 390316

390 FloorColouring is available in 3 colours:

White (1 jar 390):




White (2 jars 390):


### 390 FLOORCOLOURING



White (3 jars 390):




Soft Black (1 jar 390):




Soft Black (2 jars 390):




Soft Black (3 jars 390):




Brown (1 jar 390):



Brown (2 jars 390):



Brown (3 jars 390):



Any application method/ conditions other than specified in this Technical data sheet require explicit manufacturer's approval. In case of deviance in application method/ conditions liability by manufacturer cannot be guaranteed. This technical data sheet contains advice on handling and application of the product, based on experience and tests run by the manufacturer in laboratory and practical work. The information supplied by the manufacturer are non-binding and cannot be used as a basis for establishing the manufacturers liability for

### 390 FLOORCOLOURING

any damages caused. The values stated in this technical data sheet were measured under standard laboratory conditions. As application conditions outside the laboratory vary strongly this technical data sheet must be considered a guide only. Therefore the manufacturer does not take liability for damages caused by the customer's utilization of the technical data sheet content. As use, processing- and storage conditions on site are beyond manufacturers influence, a warranty for the processing result cannot be given. This also includes the infringement of any rights for the protection of third parties. Sufficient testing areas are to be provided before final application. Relevant national norms and regulations of the industry are to be observed. Outside Germany valid, relevant national norms and regulations, have to be taken into account and to be followed by the customer. It is the responsibility of the customer to check product suitability for the intended procedure and purposes prior to use.

This Technical Information supersedes all previously issued application data sheets and product information are no longer valid!

BG150390, Version 05, Stand 2023-10-24, ersetzt Ausgabe vom 2021-01-15

### **390 FLOORCOLOURING**

Forbo Eurocol Nederland B.V. | Industrieweg 1-2 | Postbus 130 | 1520 AC Wormerveer | Tel: +31 (0)75 627 16 00 | [info.eurocol@forbo.com](mailto:info.eurocol@forbo.com)  
Forbo Eurocol Deutschland GmbH | August-Röbling-Straße 2 | DE - 99091 Erfurt | PF 80 02 53 | Telefon: +49 361 730 41 0 | [info.eurocol.de@forbo.com](mailto:info.eurocol.de@forbo.com)

Eurocol is part of the Forbo Group

