

**ADHESIVES**
**MANDATORY**

	<b>Adhesives</b>	<b>Weight</b>	<b>Consumption /m<sup>2</sup></b>	<b>Spreader</b>	<b>Waiting time</b>	<b>Opening time</b>	<b>Observation</b>
<b>Onyx +</b>	522 Eurosafe Tack	13 kg	250 g	A4	20 min	90 min	522 for all PVC ranges in floor and wall strips. Heat reactivatable.
	622 Eurostar Tack						622 is the GREEN (EC1+) version of the 522.
<b>Skirting Boards Surestep</b>	650 Eurostar Fastcol	7,5 kg	500 g	Tools included	1-2 hrs	4 hrs	GREEN (EC1+) technical contact adhesive. High performance. Heat reactivatable.
	840 Eurotape Doubletack	<b>Dimensions :</b> 50 mm x 50m 90 mm x 50m 240 mm x 25m	0,5 mt				Double-sided adhesive tape with elastic and non-deformable woven reinforcement. Very strong initial and final adhesion.

## WELDING

## MANDATORY

### Coldwelding : Type C

Ref. : 869501

A type C coldwelding is recommended for wall covering (bottom of the Onyx+ in the wetroom system) thus making the covering waterproof.  
Consumption : 1 tube for 15m.

**Box of 30 tubes of 44g**



### PVC WELDING ROD

Ref. : floorcovering ref

Welding allows the junction between strip edges.  
Achieves E2/E3 rating with PVC.  
A groove is formed, and the weld is then applied using a hot air gun fitted with a PVC fast welding nozzle.

**Coil of 50 m (Onyx - Surestep)**



#### Estimative consumption of welding rods :

Sheet floorcovering without coving skirting : approx. 0,75 m/m<sup>2</sup>

Sheet floorcovering with coving skirting : approx. 1 m/m<sup>2</sup>



Labelling found on each  
PVC welding rod

Welding rod box  
number

228 VINYLWELD Forbo  
↔ 50 m Ø 4 mm # 7712105  
433121 40392

Commercial reference  
of PVC floorcovering  
corresponding with  
this welding rod

## PROFILES

## IMPORTANT

### Cove former

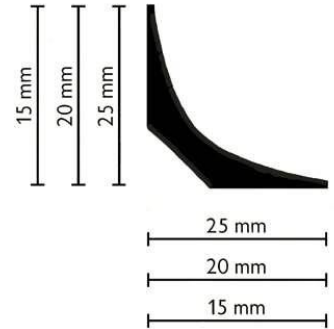
Ref. : 3009 blanc / 3109 noir / 3209 noir

· 3009 = 15 x 15 : this profile is used vertically in internal corner to that the wall covering matches corners perfectly.

· 3109 = 20 x 20 : this profile is used at the bottom of partitions.

Provides backing for the flooring to rise with a rounded profile, thus making corners last longer and improving aesthetics, while preventing perforation.

· 3209 = 25 x 25 : same use as the 20 x 20 profile, but suitable for more rigid floor coverings.



**Box of 20 lengths of 2,5 m namely 50 m/box**

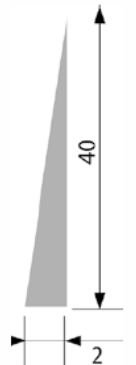
### Diminishing strip

Ref. : 3801 blanc

PVC profile.

Suitable for shower systems, it is placed above the skirting board. It compensates for the difference in thickness between floor and wall coverings.

**Box of 40 lengths of 2,5 m namely 100 m/box.**




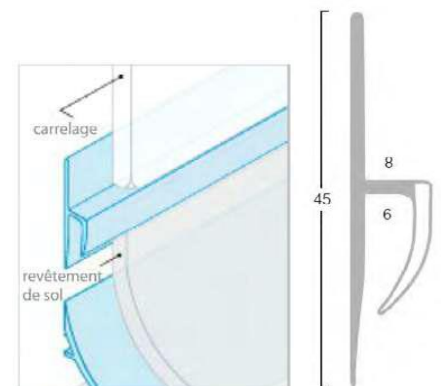
### Ceramic tile/PVC skirting junction

Ref. : 3137 noir / 3138 gris / 3139 blanc / 3140 marron

It is installed before the first row of wall tiles and before the skirting board.

It joins the tiles to the flexible floor in wet rooms.

**Box of 50 lengths of 2,5 m namely 125 m/box**



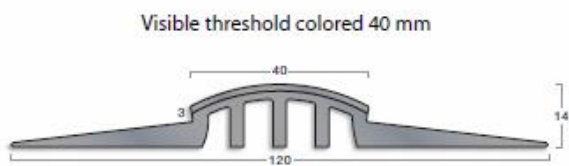
## THRESHOLD

## SUGGESTED

### PVC waterproofing threshold

Used in wetroom and with shower system, as a door rabbet. It makes the junction and waterproofing and prevents water from passing from the wetroom to the bedroom. Gluing is done directly on the screed before flooring is installed.

Box of 10 lengths of 2 m namely 20 m/box



Réf. : 3108x



31084  
Blanc



31085  
Beige



31086  
Café



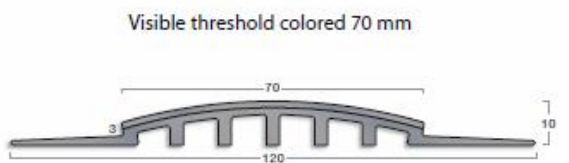
31087  
Plomb



31088  
Bleu



31089  
Noir



Réf. : 3114x



31144  
Blanc



31145  
Beige



31146  
Café



31147  
Plomb



31148  
Bleu



31149  
Noir

Visible bellows threshold colored with 70 mm



Réf. : 3194x



31944  
Blanc



31945  
Beige



31946  
Café



31947  
Plomb



31948  
Bleu



31949  
Noir

## SIPHONS

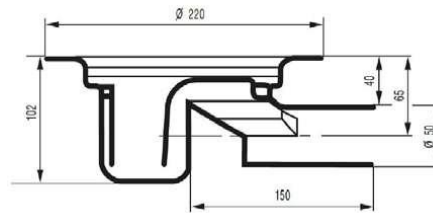
## IMPORTANT

### Extra low trap with $\varnothing$ 50 mm horizontal outlet

Ref. : 6321 Freja

Typical slab thickness. Shower system. Low point of the shower point, drains waste water.

Installed by the plumber.



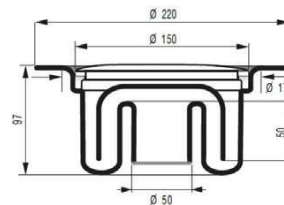
### Box of one siphon

### Extra low trap with $\varnothing$ 50 mm vertical outlet

Ref. : 6347 duschbrunn

Typical slab thickness. Shower system. Low point of the shower point, drains waste water.

Installed by the plumber.



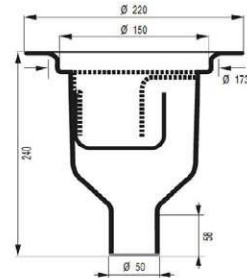
### Box of one siphon

### Special renovation trap $\varnothing$ 50 mm vertical outlet

Ref. : 6330 brage

High slab thickness. Shower system. Low point of the shower point, drains waste water.

Installed by the plumber.



**Box of one siphon**

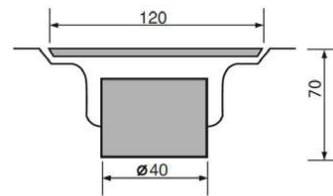
### Stainless steel siphon

Ref. : 6348 / 6348V ( with tamper-proof grill)

Vertical outlet. Suitable for wetroom, shower system. Very robust equipment guaranteed for life and designed for heavy duty use. Recommended for hospitals and retirement homes.

Also available in version with tamper-proof grill.

Installed by the plumber.



**Box of one siphon**

### Stainless steel grating

Stainless steel gratings with a diameter 15 cm could be associated with the following siphons 6321, 6330 & 6347. Add a modern touch and replace the white PVC grids supplied with 6321, 6330 and 6347 siphons.

**Box of one grating**



Ref : 8389



Ref : 8332



Ref : 8340