eurocol

the strong connection

27-11-2026

808



EUROJOINT CONNECTOR

For reinforcing cracks in concrete floors, sand cement and anhydrite screeds in combination with 021 Euroblock Reno LE (possibly added with 846 Quartzsand).

PRODUCT TYPING

Base	Corrugated metal strip measuring 75 mm x6 mm.
Color	Bare metal.

Strengthens/repairs cracked subfloors:

- For concrete floors
- For sand-cement screeds
- For anhydrite floors

PROPERTIES

Consumption	Apply every 30-40 cm.
Flammability	Non-flammable.

APPLICATION

First strengthening/repairing cracks in a subfloor with 808 Eurojoint Connector in combination with 021 Euroblock Reno LE prior to levelling the floor, greatly reduces the risk of the crack showing and/or the creation of so-called mole tunnels in the floor finish.

Picture 1:



Picture 2:

Forbo Eurocol Nederland B.V. | Industrieweg 1-2 | Postbus 130 | 1520 AC Wormerveer | Tel: +31 (0)75 627 16 00 | info.eurocol@forbo.com
Forbo Eurocol Deutschland GmbH | August-Röbling-Straße 2 | DE - 99091 Erfurt | PF 80 02 53 | Telefon: +49 361 730 41 0 | info.eurocol.de@forbo.com

Eurocol is part of the Forbo Group



PROCESSING

Shelf Life	It can be kept indefinitely if stored in a dry location and at a normal temperature whilst still in the original, closed packaging.
Remarks	Do not close cracks in expansion joints. To close joints in mastic asphalt, use elastic filling compound. E.g. Eurocol 910 Europlan PU Duo. Rework poorly sanded areas of the filling compound. Consult our application technology department.

** The stated values are laboratory values which, given the large variation in climatological conditions, subfloor compositions and layer thicknesses, are only guideline values.*

Instruction manual:

- If necessary, grind the crack in the floor using an angle grinder.
- Make cuts perpendicular to the crack every 30-40 cm in which the 808 Eurojoint Connector fits. The Eurojoint Connector should be equally long on both sides of the crack.
- Use an industrial vacuum cleaner to remove any dust from the crack and the perpendicular cuts.
- Place the 808 Eurojoint Connector in the perpendicular cuts.
- Use 021 Euroblock Reno to fill the crack and the perpendicular cuts (see picture 2). A mixture of 021 Euroblock Reno and 846 Quartzsand can be used to fill large cracks.

ENVIRONMENT AND HEALTH

Hazard Class	None.
Safety and environment	Keep out of reach of children. Do not eat, drink or smoke while processing the product. Only give completely empty containers for recycling. Material residues can be disposed of as household waste.

ITEM DATA

Article	Definition	Packaging	EAN code
808	Eurojoint Connector	Box with 1000 strips	8 710345 808217

Any application method/ conditions other than specified in this Technical data sheet require explicit manufacturer's approval. In case of deviance in application method/ conditions liability by manufacturer cannot be guaranteed. This technical data sheet contains advice on handling and application of the product, based on experience and tests run by the manufacturer in laboratory and practical work. The information supplied by the manufacturer are non-binding and cannot be used as a basis for establishing the manufacturers liability for any damages caused. The values stated in this technical data sheet were measured under standard laboratory conditions. As application conditions outside the laboratory vary strongly this technical data sheet must be considered a guide only. Therefore the manufacturer does not take liability for damages caused by the customer's utilization of the technical data sheet content. As use, processing- and storage conditions on site are beyond manufacturers influence, a warranty for the processing result cannot be given. This also includes

Forbo Eurocol Nederland B.V. | Industrieweg 1-2 | Postbus 130 | 1520 AC Wormerveer | Tel: +31 (0)75 627 16 00 | info.eurocol@forbo.com
Forbo Eurocol Deutschland GmbH | August-Röbling-Straße 2 | DE - 99091 Erfurt | PF 80 02 53 | Telefon: +49 361 730 41 0 | info.eurocol.de@forbo.com

Eurocol is part of the Forbo Group

the infringement of any rights for the protection of third parties. Sufficient testing areas are to be provided before final application. Relevant national norms and regulations of the industry are to be observed. Outside Germany valid, relevant national norms and regulations, have to be taken into account and to be followed by the customer. It is the responsibility of the customer to check product suitability for the intended procedure and purposes prior to use.

This Technical Information supersedes all previously issued application data sheets and product information are no longer valid!

BG171652, Version 01, Stand 2020-11-25

Forbo Eurocol Nederland B.V. | Industrieweg 1-2 | Postbus 130 | 1520 AC Wormerveer | Tel: +31 (0)75 627 16 00 | info.eurocol@forbo.com
Forbo Eurocol Deutschland GmbH | August-Röbling-Straße 2 | DE - 99091 Erfurt | PF 80 02 53 | Telefon: +49 361 730 41 0 | info.eurocol.de@forbo.com

Eurocol is part of the Forbo Group