

# Entrance flooring starts outside and moves inside

## 3

entrance flooring applications

If you really want to keep your building clean and safe, it's not enough to throw down a mat at the door. In fact the Health and Safety Executive advises against the use of loose lay mats which they state 'can introduce a range of hazards and are not always very effective'.

Source: HSE elearning module, 'Watch your step'

Creating an effective entrance flooring system involves thinking about footfall – the number of people walking in and out in a given period – and walking routes (the directions they take once inside) and applying that information in the design of the entrance area. One of the best ways to plan an entrance flooring system is to think in applications:

The table opposite is designed to help you select which Forbo entrance product best meets your needs. From our Nuway range of engineered mats to our Coral range of textile clean off systems.

### Application 1: Outside use ■

Any matting placed outside the building entrance is the first line of defence against foot-borne soil, scraping the coarsest dirt from the soles of shoes before they cross the threshold.

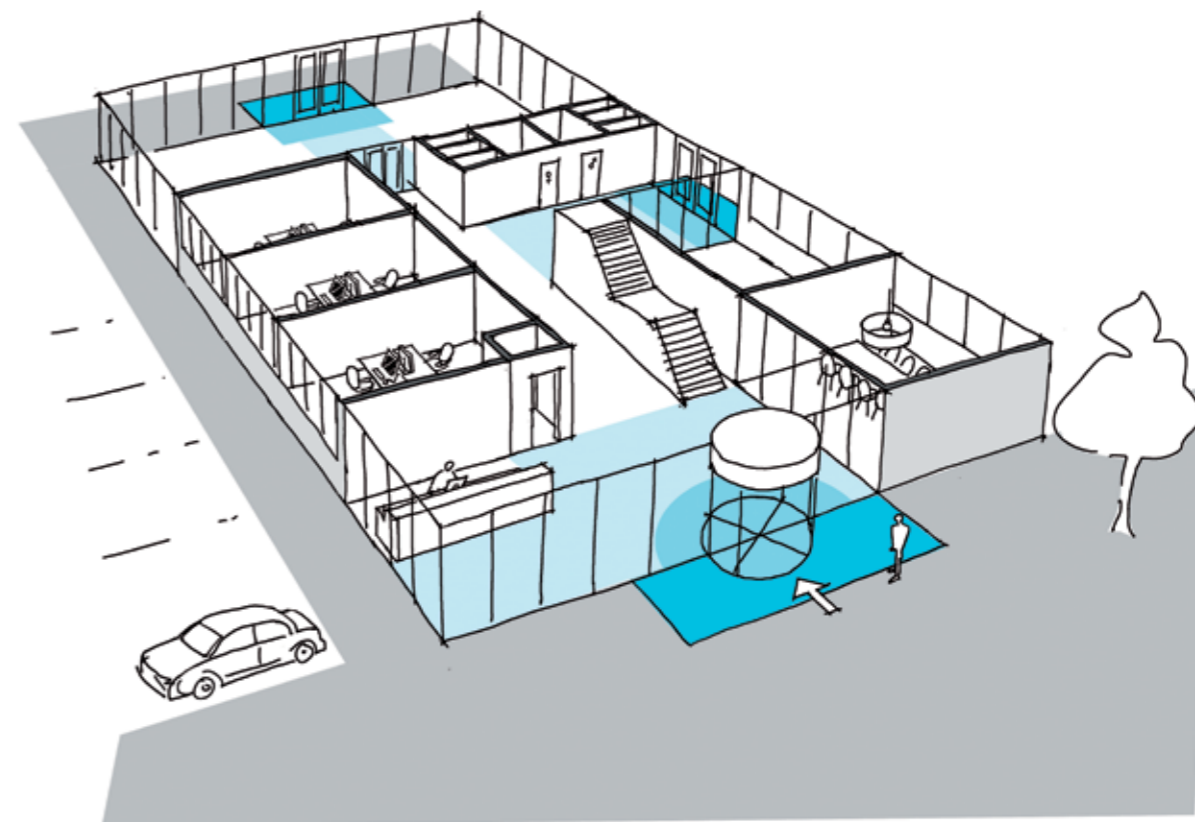
If you are considering using rubber inserts for an exterior mat in an exposed entrance, please contact our Nuway help desk on 01773 740688 to ensure compatibility.



### Application 2: Inside use ■

Moving inside, the next line of defence, is used to remove foot-borne moisture and finer dirt particles.

### Application 3: Other circulation areas ■

Other areas in the building also suffer from soil and moisture; reception areas, corridors, walkways to other parts of the building, elevators, staircase exits, etc. All these areas will be prone to residual soiling and will benefit highly from a purposely designed Coral entrance mat to absorb this soiling.



	Application			Intense traffic	Extreme point loading	Reversible	Guarantee
<b>nuway</b> <sup>®</sup> tuftguard	1 + 2	●●○○	●●●○	✓		✓	15 years*
<b>nuway</b> <sup>®</sup> tuftguard HD	1 + 2	●●○○	●●●○	✓	✓	✓	15 years*
<b>nuway</b> <sup>®</sup> connect	1 + 2	●●●○	●●●○				7 years*
<b>nuway</b> <sup>®</sup> grid	1 + 2	●●●○	●●●○				7 years*
<b>nuway</b> <sup>®</sup> cable	1 + 2	●●●○	●●●○				1 year
<b>coral</b> <sup>®</sup> grip MD	1 + 2	●○○○	●●●●				5 years
<b>coral</b> <sup>®</sup> grip HD	1 + 2	●○○○	●●●●				5 years
<b>coral</b> <sup>®</sup> duo	2 + 3	●●●○	●●●●				5 years
<b>coral</b> <sup>®</sup> brush pure	2 + 3	●●●○	●●●○				5 years
<b>coral</b> <sup>®</sup> brush blend	2 + 3	●●●○	●●●○				5 years
<b>coral</b> <sup>®</sup> welcome	2 + 3	●●●○	●●○○				5 years
<b>coral</b> <sup>®</sup> classic	2 + 3	●●●●	●●○○				5 years
<b>coral</b> <sup>®</sup> classic tiles	2 + 3	●●●●	●●○○				5 years
<b>coral</b> <sup>®</sup> logo	2 + 3	●●●○	●●○○				3 years

\*Nuway installations undertaken by a Forbo Entrance System Specialised Installer (FESSI) are guaranteed for up to 15 years.