

eurocol

800

the strong connection

25-5-2026



EUROSHEET WPM

Waterproof and crack-bridging sealing membrane for sealing walls and floors in 'wet areas', such as shower cubicles, bathrooms, sculleries, etc. Can be used on almost any surface and, due to its thinness of only 0.5 mm, it is also an excellent solution for renovation work. Thanks to Emission EC 1PLUS (very low emissions) also suitable for BREEAM projects.

PRODUCT TYPING

Base	Roll of polyethylene foil with a layer of polypropylene on 2 sides.
Color	Pink/red.
Format	Approx. 0.5 mm.
Size	10 m ¹ x 100 cm.

- Emission EC 1PLUS
- Watertight
- Bridges cracks
- Damp-inhibiting
- Very easy to process
- Directly tileable
- Suitable for underfloor heating constructions
- For walls and floors

PROPERTIES

Weight	200 g/m ² .
Alkali resistance	800 Eurosheet WPM is resistant to alkaline environments.
Classification	Emission EC 1PLUS tested according to EN 13999-2/4. Suitable for BREEAM-projects.
Crack-bridging	Approx. 1 mm/m ¹ .
Humidity resistance	Moisture-resistant and therefore also very suitable for use in swimming pools.
Temperature resistance	-30 °C to +90 °C.

APPLICATION

800 Eurosheet WPM is a watertight sealing membrane for sealing walls and floors in 'wet rooms', such as shower cubicles, bathrooms, sculleries, etc. The low thickness of only 0.5 mm makes it the ideal solution for renovation work. 800 Eurosheet WPM also ensures that tilework is better protected against cracking due shrinkage from the structure, for example.

PROCESSING

Storage	Protect against sunlight and high temperatures.
Tools	Stanley knife.

800 EUROSHEET WPM

Moisture resistance

Moisture-resistant and therefore also very suitable for use in swimming pools.

** The stated values are laboratory values which, given the large variation in climatological conditions, subfloor compositions and layer thicknesses, are only guideline values.*

Substrate:

- 800 Eurosheet WPM is suitable for almost all walls and floors that are clean, dust-free and grease-free, flat and dry.
- Prime the moisture-absorbent and lightly sanded-down walls with 099 Dispersion Primer.
- Degrease closed surfaces such as existing tilework and prime with 051 Europrimer Quartz.
- If necessary, flatten out stony walls with 658 Wandoforte or 955 Wandostuc.
- Gypsum plaster must have a layer thickness of min. 10 mm according to the manufacturer requirements.
- If the cement-bonded underfloor is not sufficiently flat in a dry room, it should be levelled with 990 Europlan Direct. In wet rooms, use 923 Europlan Extreme. Level anhydrite floors with 920 Europlan Alphy.
- Always consult our technical product information sheets. When in doubt about the use of the product, please contact our Technical Help Desk first.

Instruction manual:

Installation instructions 800 Eurosheet WPM:


Step 1:

Draw up a job plan and shear or cut the 800 Eurosheet WPM to size. Finish the wall/floor and wall/wall connection watertightly with 063 Eurotape/685 Eurocoat or 683 Fibrecoat.



Step 2:

Apply 705 Special Adhesive/709 Superflex or 686 Supercol/685 Eurocoat (moisture-absorbing walls) evenly to the surface with a 4x4 toothed adhesive trowel. Comb the adhesive in 1 direction. This makes it easier to smooth out.



800 EUROSHEET WPM

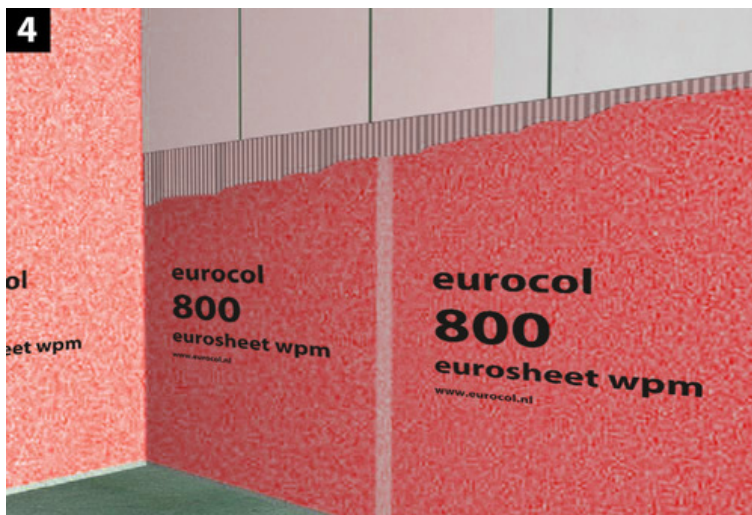
Step 3:

Then place the waterproofing cloth on the surface without wrinkles and press down the cloth gently. Then smooth out the adhesive beads under the cloth and the air from underneath, from the centre of the strip. Remove excess adhesive and then place the next strip. Make sure that it overlaps by at least 5 cm for good watertightness.



Step 4:

Then apply a beaded adhesive bed over the entire surface to glue the tiles into it. Adhesive moisture-absorbing wall tiles (with an absorbent shard) with a paste tile adhesive. When bonding floor tiles to walls or floors, use a cement-bonded powder tile adhesive. Press the tiles into the fresh adhesive bed with a sliding movement within 15 - 20 minutes. Check often that the backs of the tiles always come into full contact with the adhesive. The choice of teeth (see illustrations) must be such that a minimum adhesive contact area of 60% for walls and 80% for floors is achieved (evenly distributed over the back of the tile). For outdoor applications and swimming pools, this must be 100%. Remove excess adhesive from the joints immediately. The prepared adhesive must be processed within 60 minutes. Do not add extra water to mortar that is already bonded!




Step 5:

In normal conditions, i.e. a temperature of 20 °C with relative humidity of 65%, the tilework can be grouted after at least 24 hours with 706 Euro Grout Special WT or 717 Eurofine WT.

Keep the internal and external corners free of tiles and grout cement, as well as around frames, pipe outlets etc. and seal them with a suitable, permanently elastic grout kit such as our **880 Euroseal Silicone**. Durably seal joints around shower drains and/or shower channels with our **881 Euroseal Epoxy**, a fast-setting sealant based on 2-component epoxy.

800 EUROSHEET WPM



QUALITY AND GUARANTEE



ENVIRONMENT AND HEALTH

MSDS For detailed safety and environmental information, please refer to our website www.eurocol.nl.

Environment and health

- Tested for emission of volatile organic compounds and has EMICODE EC 1PLUS tested according to EN 13999-2/4.
- Meets the criteria of BREEAM-NL HEA 9 Volatile organic compounds; promoting healthy and good indoor air quality because the building and finishing materials used cause low emissions of harmful volatile organic compounds and other harmful substances. Suitable for BREEAM new construction and renovation.

ITEM DATA

Article	Definition	Packaging	EAN-code
800	Eurosheet WPM	Roll 10 m ¹ x 1 m packaged in foil	8 710345 800105



Packag
10m2
uitgerc



Package
10m2

Any application method/ conditions other than specified in this Technical data sheet require explicit manufacturer's approval. In case of deviance in application method/ conditions liability by manufacturer cannot be guaranteed. This technical data sheet contains advice on handling and application of the product, based on experience and tests run by the manufacturer in laboratory and practical work. The information supplied by the manufacturer are non-binding and cannot be used as a basis for establishing the manufacturers liability for

800 EUROSHEET WPM

any damages caused. The values stated in this technical data sheet were measured under standard laboratory conditions. As application conditions outside the laboratory vary strongly this technical data sheet must be considered a guide only. Therefore the manufacturer does not take liability for damages caused by the customer's utilization of the technical data sheet content. As use, processing- and storage conditions on site are beyond manufacturers influence, a warranty for the processing result cannot be given. This also includes the infringement of any rights for the protection of third parties. Sufficient testing areas are to be provided before final application. Relevant national norms and regulations of the industry are to be observed. Outside Germany valid, relevant national norms and regulations, have to be taken into account and to be followed by the customer. It is the responsibility of the customer to check product suitability for the intended procedure and purposes prior to use.

This Technical Information supersedes all previously issued application data sheets and product information are no longer valid!

BG172800, Version 01, Stand 2022-08-22, ersetzt: Ausgabe vom

800 EUROSHEET WPM

Forbo Eurocol Nederland B.V. | Industrieweg 1-2 | Postbus 130 | 1520 AC Wormerveer | Tel: +31 (0)75 627 16 00 | info.eurocol@forbo.com
Forbo Eurocol Deutschland GmbH | August-Röbling-Straße 2 | DE - 99091 Erfurt | PF 80 02 53 | Telefon: +49 361 730 41 0 | info.eurocol.de@forbo.com

Eurocol is part of the Forbo Group

