

ENVIRONMENTAL PRODUCT DECLARATION

ALLURA EASE & PUZZLE

FORBO FLOORING SYSTEMS

RESILIENT HETEROGENEOUS VINYL FLOOR COVERING

Allura Puzzle
Color P62523 Grigio concrete



FLOORING SYSTEMS

Forbo's Allura Ease & Puzzle is a collection of high quality heterogeneous loose lay vinyl tiles and planks. The superb dimensional stability and buildup of this product and the specific production process makes that the product remains flat in all circumstances. The balance in the product construction is the main characteristic which is an absolute must for tiles to be installed really loose lay, so without any use of tackifier or glue.

Forbo was the first flooring manufacturer to publish a complete Life Cycle Assessment (LCA) report verified by CML in 2000. In addition Forbo is now to publish Environmental Product Declarations (EPD) for all products including full LCA reports. This EPD is using all recognized flooring Product Category Rules and is including additional information to show the impacts on human health and eco-toxicity. By offering the complete story we hope that our stakeholders will be able to use this document as a tool that will translate the environmental performance of Allura Ease & Puzzle into the true value and benefits to all our customers and stakeholders alike.

For more information visit;
www.forbo-flooring.com



ENVIRONMENTAL PRODUCT DECLARATION



FLOORING SYSTEMS

Luxury Vinyl Tile – Allura Ease & Puzzle
Resilient Heterogeneous Vinyl Floor Covering

According to ISO 14025 and EN 15804

This declaration is an environmental product declaration (EPD) in accordance with ISO 14025. EPDs rely on Life Cycle Assessment (LCA) to provide information on a number of environmental impacts of products over their life cycle. **Exclusions:** EPDs do not indicate that any environmental or social performance benchmarks are met, and there may be impacts that they do not encompass. LCAs do not typically address the site-specific environmental impacts of raw material extraction, nor are they meant to assess human health toxicity. EPDs can complement but cannot replace tools and certifications that are designed to address these impacts and/or set performance thresholds – e.g. Type 1 certifications, health assessments and declarations, environmental impact assessments, etc. **Accuracy of Results:** EPDs regularly rely on estimations of impacts, and the level of accuracy in estimation of effect differs for any particular product line and reported impact. **Comparability:** EPDs are not comparative assertions and are either not comparable or have limited comparability when they cover different life cycle stages, are based on different product category rules or are missing relevant environmental impacts. EPDs from different programs may not be comparable.



PROGRAM OPERATOR	UL Environment 333 Pfingsten Road Northbrook, IL 60611	
DECLARATION HOLDER	Forbo Flooring B.V. Industrieweg 12 P.O. Box 13 NL-1560 AA Krommenie	
DECLARATION NUMBER	4789471203.145.1	
DECLARED PRODUCT	Allura Ease & Puzzle Resilient Heterogeneous Vinyl Floor Covering	
REFERENCE PCR	EN 16810 : Resilient, Textile and Laminate floor coverings – Environmental product declarations – Product category rules	
DATE OF ISSUE	July 1, 2020	
PERIOD OF VALIDITY	5 years	
CONTENTS OF THE DECLARATION	Product definition and information about building physics Information about basic material and the material's origin Description of the product's manufacture Indication of product processing Information about the in-use conditions Life cycle assessment results Testing results and verifications	
The PCR review was conducted by:	PCR Review Panel	
This declaration was independently verified in accordance with ISO 14025 by Underwriters Laboratories		
<input type="checkbox"/> INTERNAL <input checked="" type="checkbox"/> EXTERNAL	María José Monteagudo Arrebola	
This life cycle assessment was independently verified in accordance with ISO 14044 and the reference PCR by:		
	Thomas P. Gloria, Industrial Ecology Consultants	

This EPD conforms with EN 15804

ENVIRONMENTAL PRODUCT DECLARATION



FLOORING SYSTEMS

Luxury Vinyl Tile – Allura Ease & Puzzle
Resilient Heterogeneous Vinyl Floor Covering

According to ISO 14025 and EN 15804

Product Definition

Product Classification and description

This declaration covers the Allura Ease and Allura Puzzle Luxury Vinyl Tiles collection, Forbo Allura Ease & Puzzle loose lay tiles bring a new design concept to loose lay installation. The superb dimensional stability and buildup of this floor covering and the specific production process means that the tiles and planks remain flat no matter what. An absolute necessity for an adhesive free floor covering.

Allura Ease LVT is specially designed for adhesive free installation. The tiles and planks are quick and easy to install, with the advantage that they are also easy to remove, re-use and recycle.

Allura Puzzle LVT has an unique puzzle shaped size of 96 x 96 cm and is specially designed for adhesive free installation. The superb dimensional stability and the strong puzzle connection makes the tiles ideal for adhesive free installation in high traffic areas, with the advantage that they are also easy to remove, re-use and recycle.

As part of Forbo's Fast Fit collection, Allura Ease and Allura Puzzle can reduce installation time by over 50%.

The designs in woods and materials form a well-balanced palette that suit a wide range of applications. Ideal for installations in areas such as offices or retail applications where requirements include rapid installation, temporary floors or to be taken out quickly without damaging the subfloor.

Allura Ease and Allura Puzzle from Forbo Flooring is a resilient floor covering complying with all the requirements of EN ISO 10582 : Resilient floor coverings – Heterogeneous poly(vinyl chloride) floor covering- Specification. The key raw materials include PVC, plasticizer, mineral filler, stabilizers and glass fiber.

Allura Ease & Puzzle is produced by Forbo Flooring and is sold worldwide. This declaration refers to Allura Ease & Puzzle Luxury Vinyl Tiles of 5 mm nominal thickness with a 0.7 mm wear layer covering a range of wood and materials designs.

Allura Ease and Allura Puzzle are built up in 6 layers:

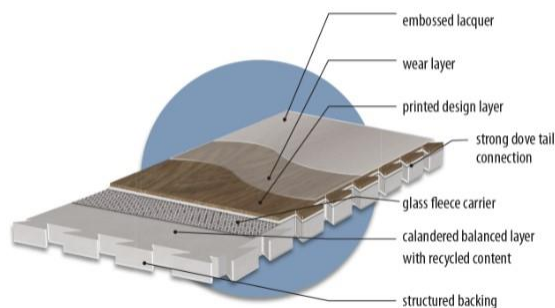


Figure 1: Typical construction Allura Puzzle

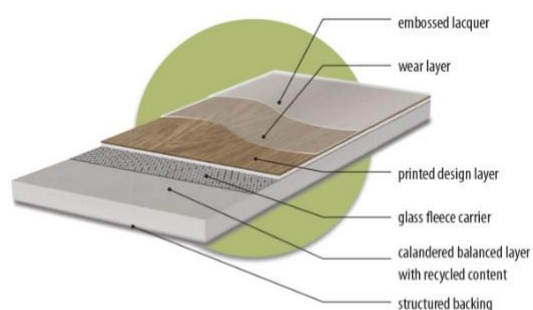


Figure 2: Typical construction Allura Ease

ENVIRONMENTAL PRODUCT DECLARATION



FLOORING SYSTEMS

Luxury Vinyl Tile – Allura Ease & Puzzle
Resilient Heterogeneous Vinyl Floor Covering



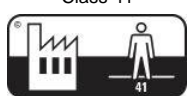
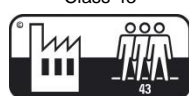
According to ISO 14025 and EN 15804

1. Embossed lacquer, easy to clean and maintain, scratch and stain resistant topcoat
2. A durable wear layer of 0,70 mm suitable for high traffic areas
3. Multiple layers of ink creating in-depth true to nature patterns
4. The thick glass fleece carrier is the basis for dimensional stable planks and tiles
5. The calandered intermediate layer consists out of 30% recycled content and is contributing to the stability and balance of the loose lay properties
6. The structured backing balances the product and imparts anti slip properties.

This declaration refers to the declared/functional unit of 1 m² installed flooring product.

Range of application

Allura Ease & Puzzle is classified in accordance with EN ISO 10582 to be installed in the following use areas defined in EN-ISO 10874:

Area of application	Allura Ease	Allura Puzzle
Commercial	Class 33 	Class 34 
Industrial	Class 41 	Class 43 

Product Standard

The products considered in this EPD have the following technical specifications:

- Meets or exceeds all technical requirements in EN ISO 10582 : Resilient floor coverings – Heterogeneous poly(vinyl chloride) floor covering- Specification



Allura Ease & Puzzle meets the requirements of EN 14041

EN 13501-1	Reaction to fire	B _{fl} – s1
EN 13893	Slip resistance	DS: ≥ 0,30
EN 1815	Body voltage	< 2 kV
EN 12524	Thermal conductivity	0,25 W/mK

Accreditation

- ISO 9001 Quality Management System
- ISO 14001 Environmental Management System
- SA 8000 Social Accountability Standard

Environment



ENVIRONMENTAL PRODUCT DECLARATION



FLOORING SYSTEMS

Luxury Vinyl Tile – Allura Ease & Puzzle
Resilient Heterogeneous Vinyl Floor Covering

According to ISO 14025 and EN 15804

Delivery Status

Table 1: Specification of delivered product

Characteristics	Allura Ease	Allura Puzzle	Unit
Product thickness	5.00	5.00	mm
Product Weight	7900	7900	g/m ²
Tiles Width x Length	48 x 48	96 x 96	cm
Planks Width x Length	120 x 19 / 150 x 24		

Material Content

Material Content of the Product

Table 2: Average composition of Allura Ease & Puzzle

Component	Material	Availability	Amount [%]	Origin of raw material
Binder	PVC	Nonrenewable – limited	30	Europe
	DOTP & Dibenzoates	Nonrenewable - limited	12	
Filler	Calcium carbonate	Abundant mineral	27	Europe
	Dolomite	Abundant mineral	8	
Stabilizers and process additives	Epoxidized esters & proprietary mixtures & lubricants	nonrenewable - limited	2	Europe
Carrier	Glass fiber tissue	Nonrenewable - limited	1.5	Netherlands/Germany
Pigments	Titanium Dioxide (main pigment) and others	Nonrenewable - limited	0.5	Europe
Finish	PU lacquer	Nonrenewable - limited	< 0.5	Europe
Recycle	Post production waste		18.5	Internal

Production of Main Materials

PVC: Polymer which is produced by the polymerization of vinyl chloride monomer.

DOTP: A non-phthalate plasticizer, being the diester of terephthalic acid and the branched-chain 2-ethylhexanol. This colorless viscous liquid used for softening PVC plastics is known for chemical similarity to general purpose phthalates such as DEHP and DINP, but without any negative regulatory pressure.

Stabilizer Ba/Zn: Mixed metal stabilizer made from Barium and Zinc stearate. It is used to avoid PVC degradation during processing at relative high temperature.

Calcium carbonate: An abundant mineral found in all parts of the world as the chief substance in rocks (i.e., marble and limestone). It can be ground to varying particle sizes and is widely used as filler.

Dolomite: An abundant mineral mined in northern Norway.

Glass fleece: Glass fibers are mixed with a binder to produce a glass fleece which is used as a substrate for floor coverings and imparts excellent dimensional stability to the finished product.

Environment



ENVIRONMENTAL PRODUCT DECLARATION



FLOORING SYSTEMS

Luxury Vinyl Tile – Allura Ease & Puzzle
Resilient Heterogeneous Vinyl Floor Covering

According to ISO 14025 and EN 15804

Titanium dioxide: A white pigment produced from the mineral rutile, a naturally occurring form of titanium dioxide. The production of the pigment is a large-scale chemical process.

Lacquer: Thermally and UV cross linked water based polyurethane coating

Production of the Floor Covering

The production of Allura Ease & Puzzle includes the following processes:

- Preparation of PVC plastisols (mixture of PVC, plasticizer and additives, may also contain filler and pigments)
- Impregnation of the glass fleece with a highly filled plastisol followed by the application of a thin white plastisol coating.
- Rotogravure and digital printing techniques, using water based inks, to produce wood, stone or abstract designs.
- Application of plastisol PVC topcoat and PU lacquer. After fusion the topcoat is mechanically embossed to enhance the decorative effect.
- An intermediate backing layer is applied to the underside of the impregnated glass fleece. This plasticized PVC layer, which is applied by a calender, contains reused production waste.
- The final backing layer is then applied to the calendered layer.
- The finished product is then trimmed, inspected and cut into planks or tiles of a specified size.
- Trimming and rejected product are recycled back into the calendered backing layer.

Health, Safety and Environmental Aspects during Production

- ISO 14001 Environmental Management System
- SA 8000 Social Accountability standard

Production Waste

Rejected material and the cuttings of the trimming stage are being reused in the manufacturing process of various heterogeneous vinyl products.

Packaging materials are being collected separately and externally recycled.

Delivery and Installation of the Floor Covering

Delivery

A worldwide distribution by truck and container ship is considered. On average every square meter of Allura Ease & Puzzle is transported as follows:

- | | |
|--|--------|
| ○ Transport distance 40 t truck | 305 km |
| ○ Transport distance 7.5t truck (Fine distribution) | 274 km |
| ○ Capacity utilization trucks (including empty runs) | 85 % |
| ○ Transport distance Ocean ship | 583 km |
| ○ Capacity utilization Ocean ship | 48% |



ENVIRONMENTAL PRODUCT DECLARATION



FLOORING SYSTEMS

Luxury Vinyl Tile – Allura Ease & Puzzle
Resilient Heterogeneous Vinyl Floor Covering

According to ISO 14025 and EN 15804

Installation

Because of the specific techniques used during the installation of Allura Ease & Puzzle approximately 2% of the material is cut off as installation waste. Allura Ease & Allura Puzzle are specially designed for adhesive free installation, with the advantage that they are also easy to remove, re-use and recycle.

Waste during the installation process may be recycled through the manufacturer's facility or disposed of via landfill or incineration.

Health, Safety and Environmental Aspects during Installation

Allura Ease & Puzzle are loose lay floorcoverings, therefore no adhesives shall be used.

Waste

Waste during the installation process may be recycled as floor covering through the manufacturers' facilities or disposed of via land fill or thermally recycled in a waste incineration plant.

Packaging

Cardboard, shrink foil and packaging paper can be collected separately and should be used in a local recycling process. In the calculation model 100% incineration is taken into account for which there is a credit received.

Use stage

The service lifetime of a floor covering for a certain application on a floor is too widespread to give one common number. For this EPD model the reference service lifetime (RSL) is set to one year. This means that all impacts for the use phase are based on the cleaning and maintenance model for one year. Depending on the area of use, the technical lifetime advised by the manufacturer and the estimated time on the floor by the customer, the service lifetime can be determined. The use phase impacts should be calculated with the foreseen service life to arrive at the total environmental impact.

Cleaning and Maintenance

Level of use	Cleaning Process	Cleaning Frequency	Consumption of energy and resources
Commercial/Residential	Vacuuming	Twice a week	Electricity
	Wet Cleaning	Once a week	Hot water Neutral detergent

For the calculations the following cleaning regime is considered:

- Dry cleaning with a 1.5 kW vacuum cleaner for 0.21 min/m², twice a week. This equates to 0.55 kWh/m²*year.
- Once a week wet cleaning with 0.062 l/m² water and 0.0008 kg/m² detergent. This result in the use of 3.224 l/m²*year water and 0.04 kg/m²*year detergent. The wet cleaning takes place without power machine



ENVIRONMENTAL PRODUCT DECLARATION



FLOORING SYSTEMS

Luxury Vinyl Tile – Allura Ease & Puzzle
Resilient Heterogeneous Vinyl Floor Covering

According to ISO 14025 and EN 15804

usage. Waste water treatment of the arising waste water from cleaning is considered (Data sourced from Forbo GABI model).

The cleaning regime that is recommended in practice will be highly dependent on the use of the premises where the floor covering is installed. In high traffic areas more frequent cleaning will be needed compared to areas where there is low traffic. The use of an entrance mat of at least four steps will reduce the cleaning frequency.

The cleaning regime used in the calculations is suitable for high traffic areas.


Prevention of Structural Damage

All newly laid floor covering should be covered and protected with a suitable non-staining protective covering if other building activities are still in progress. Use protective feet on chairs and tables to reduce scratching. Castor wheels should be suitable for resilient floor coverings.

Health Aspects during Usage

Allura Ease & Puzzle is complying with:

- Indoor Air Comfort GOLD certificate :

Regulation or protocol	Conclusion	Version of regulation or protocol
French VOC Regulation		Regulation of March and May 2011 (DEVL1101903D and DEVL1104875A)
French CMR components	Pass	Regulation of April and May 2009 (DEVP0908633A and DEVP0910046A)
Italian CAM	Pass	Decree 11 January 2017 (GU n.23 del 28-1-2017)
AgBB/ABG	Pass	Anforderungen an bauliche Anlagen bezüglich des Gesundheitsschutzes (ABG), Entwurf 31.08.2017/August 2018 (AgBB)
Belgian Regulation	Pass	Royal decree of May 2015 (C-2014/24239)
Indoor Air Comfort®	Pass	Indoor Air Comfort 6.0 of February 2017
Indoor Air Comfort GOLD®	Pass	Indoor Air Comfort GOLD 6.0 of February 2017
Formaldehyde Emission Class [§]	E1	EN 16516 - October 2017
Blue Angel (DE-UZ 120)	Pass	Resilient Floor Covering, February 2011
BREEAM International	Exemplary Level	BREEAM International New Construction v2.0 (2016)
LEED v4.1	Compliant	LEED v4.1 for Building Design and Construction (July, 2019) Beta
BREEAM® NOR	Pass	BREEAM-NOR New Construction v1.2 (2019)

Low emissions & phthalate free manufacturing ensures Allura Ease & Puzzle contributes to a healthy indoor environment.

End of Life

The deconstruction of installed Allura Ease & Puzzles from the floor can be done manually and, therefore, no electrical energy is required for this process.

For the End of Life stage 100% incineration is taken into account, the average distance to the incineration plant per lorry is set to 200 km.





Life Cycle Assessment

A full Life Cycle Assessment has been carried out according to ISO 14040 and ISO 14044.

The following Life Cycle Stages are assessed :

- A1-3 : Product Stage (Raw material acquisition, transportation to Manufacturing and Manufacturing)
- A4-5 : Construction stage (Transport Gate to User, Installation flooring)
- B2 : Use Stage (Maintenance of the floor)
- C1-4 : End of Life Stage (Deconstruction, transport, waste processing, disposal)
- D : Benefits and loads beyond the system boundary (Reuse, recovery, recycling potential)

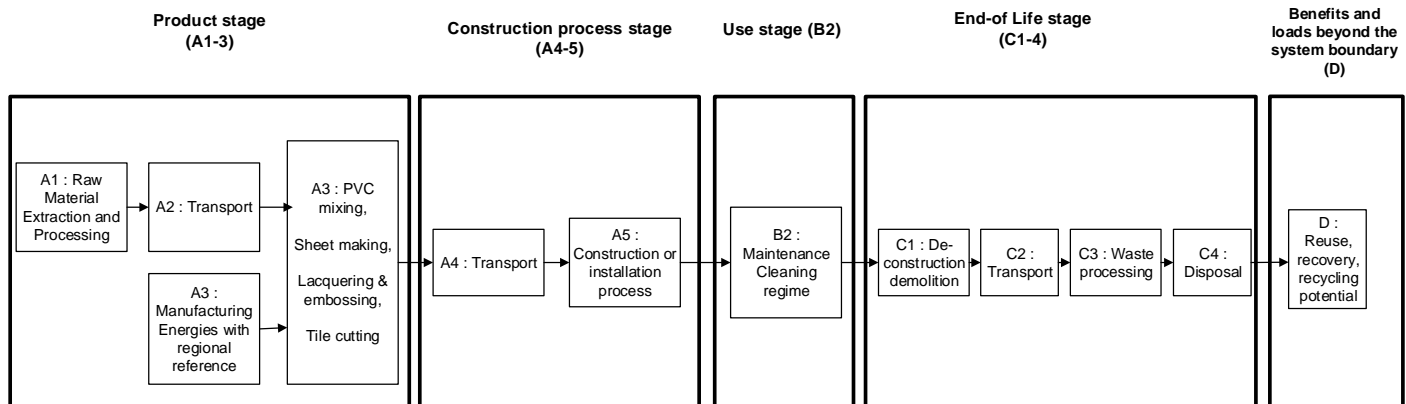


Figure 3: Flow chart of the Life Cycle Assessment

Comparisons of different floor coverings are only allowed, where EN 15804 consistent and/or preverified background data and EN 15804 consistent calculation methods and database versions are used and when the building context is taken into account, i.e. on the basis of the same use-classification (EN ISO 10874), same service life and comparable assumptions for the end of life.

Description of the Declared Functional Unit

The functional unit is one square meter of installed product and the use stage is considered for one year of service life.

Cut off Criteria

The cut-off criteria shall be 1% of renewable and non-renewable primary energy usage and 1% of the total mass of the unit process. The total neglected input flows per module shall be a maximum of 5% of energy usage and mass.

In practice, in this assessment, all data from the production data acquisition are considered, i.e. all raw materials used as per formulation, use of water, electricity and other fuels, the required packaging materials, and all direct production waste. Transport data on all considered inputs and output material are also considered.

Allocations

In the present study some allocations have been made. Detailed explanations can be found in the chapters below.



ENVIRONMENTAL PRODUCT DECLARATION



FLOORING SYSTEMS

Luxury Vinyl Tile – Allura Ease & Puzzle
Resilient Heterogeneous Vinyl Floor Covering

According to ISO 14025 and EN 15804

Co-product allocation

No co-product allocation occurs in the product system.

Allocation of multi-input processes

The Production and End of Life stage include incineration plants. In these processes different products are treated together within a process. The allocation procedures followed in these cases are based on a physical classification of the mass flows or calorific values.

Credits from energy substitution are allocated to the production stage, because the gained energy from energy substitution is lower than the energy input in this stage. The same quality of energy is considered.

Allocation procedure of reuse, recycling and recovery

The installation waste and end of life waste is fed into incineration processes. Incineration processes include cogeneration processes which give thermal and power energy as outputs. It is assumed that this recovered energy offsets that produced by the European average grid mix and thermal energy generation from natural gas.

Description of the allocation processes in the LCA report

The description of allocation rules in of this LCA report meets the requirements of the PCR.

LCA Data

As a general rule, specific data derived from specific production processes or average data derived from specific production processes have been used as the first choice as a basis for calculating an EPD.

For life cycle modeling of the considered products, the GaBi 9 Software System for Life Cycle Engineering, developed by Sphera has been used. All relevant LCA datasets are taken from the GaBi 9 software database. The datasets from the database GaBi are documented in the online documentation. To ensure comparability of results in the LCA, the basic data of GaBi database were used for energy, transportation and auxiliary materials.

Data Quality

The requirements for data quality and LCA data correspond to the specifications of the PCR.

Foreground data are based on 1 year averaged data (year 2019). The reference ages of LCA datasets vary but are given in the table in the Appendix. The time period over which inputs to and outputs from the system is accounted for is 100 years from the year for which the data set is deemed representative. The technological LCA of the collected data reflects the physical reality of the declared product. The datasets are complete, conform to the system boundaries and the criteria for the exclusion of inputs and outputs and are geographical representative for the supply chain of Forbo flooring.

For life cycle modeling of the considered products the GaBi 9 Software System for Life Cycle Engineering, developed



ENVIRONMENTAL PRODUCT DECLARATION



FLOORING SYSTEMS

Luxury Vinyl Tile – Allura Ease & Puzzle
Resilient Heterogeneous Vinyl Floor Covering

According to ISO 14025 and EN 15804

by Sphera, is used. All relevant LCA datasets are taken from the GaBi 9 software database. The last revision of the used data sets took place within the last 10 years.

System Boundaries

Production Stage includes provision of all materials, products and energy, packaging processing and its transport, as well as waste processing up to the end-of waste state or disposal of final residues during the product stage.

Transport and Installation Stage includes provision of all materials, products and energy, as well as waste processing up to the end-of-waste state or disposal of final residues during the construction stage. These information modules also include all impacts and aspects related to any losses during this construction stage (i.e. production, transport, and waste processing and disposal of the lost products and materials). For the transportation a worldwide distribution is considered.

Use Stage includes provision and transport of all materials, products and related energy and water use, as well as waste processing up to the end-of-waste state or disposal of final residues during this part of the use stage. These information modules also include all impacts and aspects related to the losses during this part of the use stage (i.e. production, transport, and waste processing and disposal of the lost products and materials).

End of Life Stage includes provision and all transports, provision of all materials, products and related energy and water use. It also includes any declared benefits and loads from net flows leaving the product system that have not been allocated as co-products and that have passed the end-of-waste state in the form of reuse, recovery and/or recycling potentials.

Power mix

The selection of LCA data for the electricity generation is in line with the PCR.

The products are manufactured in Coevorden, the Netherlands. The GaBi 9 Hydropower dataset has therefore been used (reference year 2019). The energy supplier is providing Forbo with a certificate every year.

CO₂-Certificates

No CO₂-certificates are considered in this study.



ENVIRONMENTAL PRODUCT DECLARATION



FLOORING SYSTEMS

Luxury Vinyl Tile – Allura Ease & Puzzle
Resilient Heterogeneous Vinyl Floor Covering

According to ISO 14025 and EN 15804

Life Cycle Inventory Analysis

In table 3 the environmental impacts for one lifecycle are presented for Allura Ease & Puzzle. In table 4 the environmental impacts are presented for all the lifecycle stages.

Table 3: Results of the LCA – Environmental impacts one lifecycle (one year) – Allura Ease & Puzzle

Impact Category : CML 2001 – Jan. 2016	Allura Ease & Puzzle	Unit
Global Warming Potential (GWP 100 years)	4,50E+01	kg CO ₂ -Equiv.
Ozone Layer Depletion Potential (ODP. steady state)	1,32E-07	kg R11-Equiv.
Acidification Potential (AP)	7,41E-02	kg SO ₂ -Equiv.
Eutrophication Potential (EP)	8,35E-03	kg Phosphate-Equiv.
Photochem. Ozone Creation Potential (POCP)	6,52E-03	kg Ethene-Equiv.
Abiotic Depletion Potential Elements (ADPE)	9,83E-05	kg Sb-Equiv.
Abiotic Depletion Potential Fossil (ADPF)	5,43E+02	[MJ]

Table 4: Results of the LCA – Environmental impact for Allura Ease & Puzzle (one year)

Impact Category : CML 2001 – Jan. 2016		Manufacturing	Installation		Use (1yr)	End of Life			Credits
Parameter	Unit	A1-3	A4	A5	B2	C1	C2	C3	D
GWP	[kg CO ₂ -Eq.]	2,86E+01	5,13E-01	3,03E-01	2,78E-01	0,00E+00	5,52E-02	2,02E+01	-4,93E+00
ODP	[kg CFC11-Eq.]	1,30E-07	4,65E-17	6,72E-17	2,06E-09	0,00E+00	9,03E-18	4,17E-14	-6,99E-14
AP	[kg SO ₂ -Eq.]	5,01E-02	2,84E-03	1,76E-04	5,53E-04	0,00E+00	1,31E-04	2,65E-02	-6,24E-03
EP	[kg PO ₄ ³⁻ - Eq.]	7,68E-03	4,29E-04	4,02E-05	8,37E-05	0,00E+00	3,22E-05	8,59E-04	-7,77E-04
POCP	[kg Ethen Eq.]	6,89E-03	-2,36E-04	9,29E-06	4,50E-05	0,00E+00	-4,63E-05	4,27E-04	-5,69E-04
ADPE	[kg Sb Eq.]	9,03E-05	2,11E-08	4,57E-09	1,03E-07	0,00E+00	4,57E-09	8,81E-06	-9,22E-07
ADPF	[MJ]	5,69E+02	3,96E+00	1,21E-01	3,47E+00	0,00E+00	7,48E-01	3,49E+01	-6,96E+01

GWP = Global warming potential; ODP = Depletion potential of the stratospheric ozone layer; AP = Acidification potential of land and water; EP = Eutrophication potential; POCP = Formation potential of tropospheric ozone photochemical oxidants; ADPE = Abiotic depletion potential for non-fossil resources; ADPF = Abiotic depletion potential for fossil resources

The relative contribution of each process stage to each impact category for Allura Ease & Puzzle is shown in figure 4.



ENVIRONMENTAL PRODUCT DECLARATION

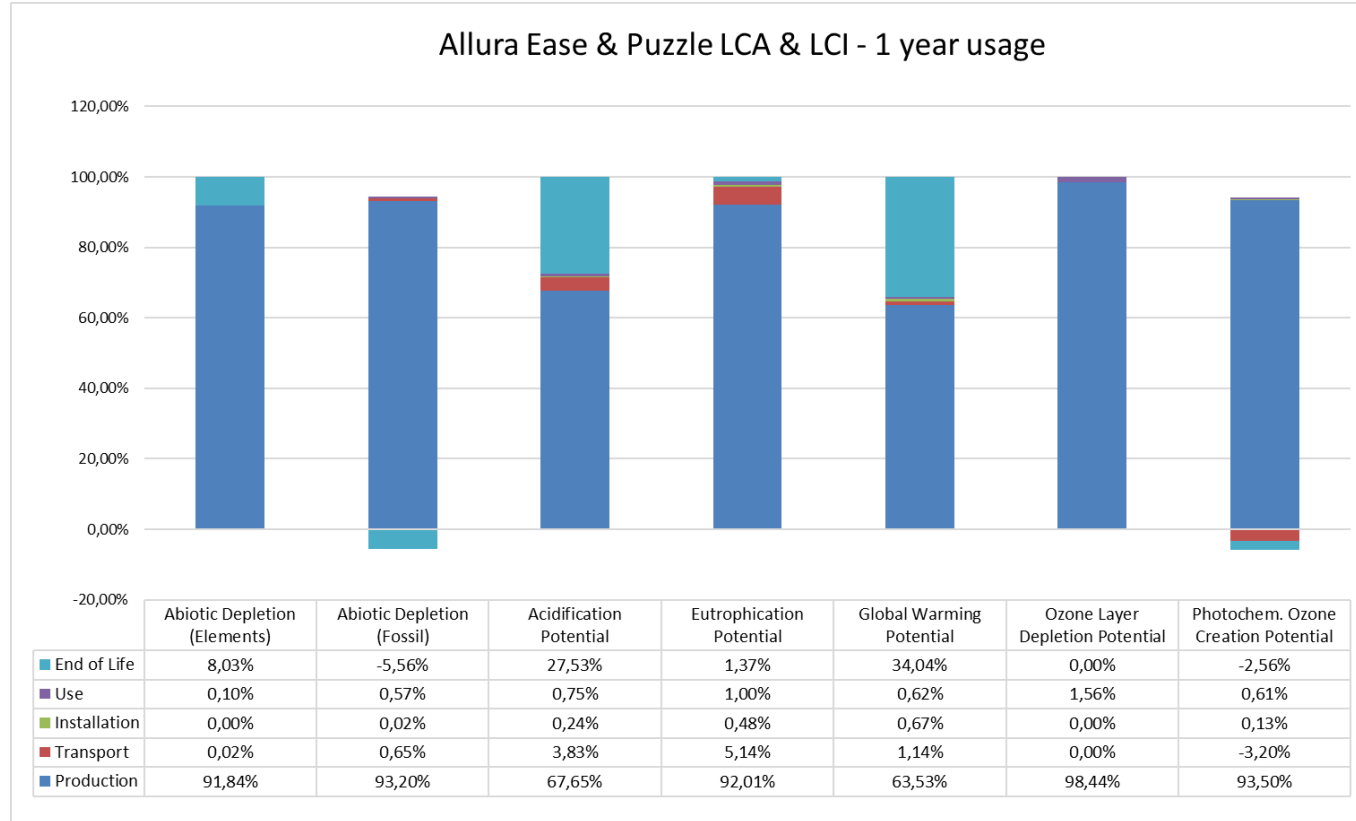


FLOORING SYSTEMS

Luxury Vinyl Tile – Allura Ease & Puzzle
Resilient Heterogeneous Vinyl Floor Covering

According to ISO 14025 and EN 15804

Figure 4: relative contribution of each process stage to each impact category for Allura Ease & Puzzle for a one year usage.



Interpretation

The interpretation of the results has been carried out considering the assumptions and limitations declared in the EPD, both methodology- and data-related for a one year usage.

In all of the impact categories the production stage has the main contribution to the overall impact. The raw material supply is the key contributor for all of these impact categories with a share of 65 – 98% of the total impact of the production stage. Main contributors for the raw materials are the production of PVC and plasticizers.

Although Forbo declares in the EPD a worldwide distribution by truck (579 km) and container ship (583 km) the transport stage has a limited effect on most of the impacts. Only AP and EP have a slight significant share of 4-5% which is mainly due to the ocean ship used for transporting the material overseas.

The impact on the flooring installation is very limited as Allura Ease & Puzzle are a loose lay product without the use of adhesives or tackifiers. The disposal of the installation waste has a contribution below 1% for all the impact categories.

In the Use stage ADPF, AP, EP, GWP, ODP and POCP have a share between 0.5 to 1.5% of the total impacts. This is mainly caused by the electricity needed to vacuum the floor and to a lower extent by the detergent used to clean the



ENVIRONMENTAL PRODUCT DECLARATION



FLOORING SYSTEMS

Luxury Vinyl Tile – Allura Ease & Puzzle
Resilient Heterogeneous Vinyl Floor Covering

According to ISO 14025 and EN 15804

floor. The cleaning regime used in the calculations is a worst case scenario which will be in practice almost always be lower.

Energy recovery from incineration and the respective energy substitution at the end of life results in a small credit for ADPF and POCP in the End of Life stage. For EP and ODP the End of Life stage has a very small impact on the total. This is mainly due to the fact that the waste at the End of Life stage is considered as being incinerated.

For GWP, ADPE and AP the End of Life stage has got a big influence of respectively 34, 8 and 28% on the total impacts of these impact categories. Also for these three categories this is caused by the incineration of the waste at the End of Life stage.

Resource use

In table 5 the parameters describing resource use are presented for all the lifecycle stages for a one year usage.

Table 5: Results of the LCA – Resource use for Allura Ease & Puzzle (one year)

Parameter	Unit	Manufacturing	Installation		Use (1yr)	End of Life			Credits
		A1-3	A4	A5	B2	C1	C2	C3	D
PERE	[MJ]	1,12E+02	-	-	-	-	-	-	-
PERM	[MJ]	0,00E+00	-	-	-	-	-	-	-
PERT	[MJ]	1,12E+02	1,81E-01	1,64E-02	1,74E+00	0,00E+00	4,22E-02	7,87E+00	-1,86E+01
PENRE	[MJ]	5,59E+02	-	-	-	-	-	-	-
PENRM	[MJ]	3,53E+01	-	-	-	-	-	-	-
PENRT	[MJ]	5,94E+02	3,97E+00	1,32E-01	5,08E+00	0,00E+00	7,51E-01	3,80E+01	-8,55E+01
SM	[kg]	2,73E+00	0,00E+00	0,00E+00	0,00E+00	0,00E+00	0,00E+00	0,00E+00	0,00E+00
RSF	[MJ]	0,00E+00	0,00E+00	0,00E+00	0,00E+00	0,00E+00	0,00E+00	0,00E+00	0,00E+00
NRSF	[MJ]	0,00E+00	0,00E+00	0,00E+00	0,00E+00	0,00E+00	0,00E+00	0,00E+00	0,00E+00
FW	[m ³]	6,41E-02	2,12E-04	8,16E-04	2,04E-03	0,00E+00	4,88E-05	4,17E-02	-2,15E-02

PERE = Use of renewable primary energy excluding renewable primary energy resources used as raw materials; PERM = Use of renewable primary energy resources used as raw materials; PERT = Total use of renewable primary energy resources; PENRE = Use of non-renewable primary energy excluding non-renewable primary energy resources used as raw materials; PENRM = Use of non-renewable primary energy resources used as raw materials; PENRT = Total use of non-renewable primary energy resources; SM = Use of secondary material; RSF = Use of renewable secondary fuels; NRSF = Use of non-renewable secondary fuels; FW = Use of net fresh water



ENVIRONMENTAL PRODUCT DECLARATION



FLOORING SYSTEMS

Luxury Vinyl Tile – Allura Ease & Puzzle
Resilient Heterogeneous Vinyl Floor Covering

According to ISO 14025 and EN 15804

Waste categories and output flows

In table 6 other environmental information describing different waste categories and output flows are presented for all the lifecycle stages.

Table 6: Results of the LCA – Output flows and Waste categories for Allura Ease & Puzzle 1.00 (one year)

Parameter	Unit	Manufacturing	Transport	Installation	Use (1yr)	End of Life/credits			
		A1-3	A4	A5	B2	C1	C2	C3	D
HWD	[kg]	3,35E-03	1,48E-07	8,54E-10	1,66E-09	0,00E+00	3,49E-08	1,71E-07	-3,41E-08
NHWD	[kg]	1,15E+00	5,68E-04	3,90E-03	6,29E-03	0,00E+00	1,15E-04	1,26E+01	-3,94E-02
RWD	[kg]	8,50E-03	4,82E-06	4,30E-06	6,17E-04	0,00E+00	9,29E-07	1,20E-03	-6,35E-03
CRU	[kg]	0,00E+00	0,00E+00	0,00E+00	0,00E+00	0,00E+00	0,00E+00	0,00E+00	0,00E+00
MFR	[kg]	0,00E+00	0,00E+00	0,00E+00	0,00E+00	0,00E+00	0,00E+00	0,00E+00	0,00E+00
MER	[kg]	0,00E+00	0,00E+00	0,00E+00	0,00E+00	0,00E+00	0,00E+00	0,00E+00	0,00E+00
EE Power	[MJ]	0,00E+00	0,00E+00	5,38E-01	0,00E+00	0,00E+00	0,00E+00	2,07E+01	0,00E+00
EE Thermal energy	[MJ]	0,00E+00	0,00E+00	9,68E-01	0,00E+00	0,00E+00	0,00E+00	3,78E+01	0,00E+00

HWD = Hazardous waste disposed; NHWD = Non-hazardous waste disposed; RWD = Radioactive waste disposed; CRU = Components for re-use; MFR = Materials for recycling; MER = Materials for energy recovery; EE = Exported energy per energy carrier

Additional Environmental Information

To be fully transparent Forbo Flooring does not only want to declare the environmental impacts required in the PCR, but also the impacts on human health and eco-toxicity. Furthermore the outcome of the calculations according to the European Standard EN15804 are published in this section.

Toxicity

For this calculations the USEtox™ model is used as being the globally recommended preferred model for characterization modeling of human and eco-toxic impacts in LCIA by the United Nations Environment Programme SETAC Life Cycle Initiative.

According to the "ILCD Handbook: Recommendations for Life Cycle Impact Assessment in the European context" the recommended characterization models and associated characterization factors are classified according to their quality into three levels:

- Level I (recommended and satisfactory),
- level II (recommended but in need of some improvements)
- level III (recommended, but to be applied with caution).

A mixed classification sometimes is related to the application of the classified method to different types of substances. USEtox™ is classified as Level II / III, unlike for example the CML impact categories which are classified as Level I.

Table 7: Results of the LCA – Environmental impacts one lifecycle (one year) – Allura Ease & Puzzle

Impact Category : USEtox	Allura Ease & Puzzle	Unit
Eco toxicity	3,18E-02	PAF m3.day
Human toxicity, cancer	1,17E-08	Cases
Human toxicity, non-canc.	3,22E-09	Cases



ENVIRONMENTAL PRODUCT DECLARATION



FLOORING SYSTEMS

Luxury Vinyl Tile – Allura Ease & Puzzle
Resilient Heterogeneous Vinyl Floor Covering

According to ISO 14025 and EN 15804

In the following table the impacts are subdivided into the lifecycle stages.

Table 8 :Results of the LCA – Environmental impact for Allura Ease & Puzzle (one year)

Impact Category : USEtox	Unit	Production	Transport	Installation	Use (1yr)	End of Life
Eco toxicity	PAF m3.day	3,02E-02	9,31E-04	1,72E-05	4,23E-04	3,11E-04
Human toxicity, cancer	cases	1,21E-08	1,07E-12	4,44E-13	3,08E-11	-3,76E-10
Human toxicity, non-canc.	cases	3,23E-09	3,63E-13	2,75E-14	7,00E-13	-5,96E-12

Interpretation

The interpretation of the results has been carried out considering the assumptions and limitations declared in the EPD, both methodology- and data-related for a one year usage.

With a share of more than 95% in all the Toxicity categories the production stage is the main contributor to the total overall impact. The raw material supply has a share of 61-99% of the production stage, mainly caused by the manufacturing of PVC.

The transport stage is negligible for Human toxicity (cancer) and Human toxicity (non-canc.). For Ecotoxicity it has a relatively minor impact of 3%, mainly caused by the use of diesel for the trucks.

The installation stage of Allura Ease & Puzzle is negligible for all toxicity categories, as it is a loose lay product without the use of adhesive or tackifier.

The Use stage has a very small impact for all three impact categories. This is mainly due to the use of electricity and detergent for the cleaning of the floor. The cleaning regime used in the calculations is a worst case scenario which will be in practice almost always be lower.

Energy recovery from incineration and the respective energy substitution at the end of life results in a very small credit for Human toxicity (cancer) and Human toxicity (non-canc.). For Ecotoxicity there is a very small impact of 1%.



ENVIRONMENTAL PRODUCT DECLARATION



FLOORING SYSTEMS

Luxury Vinyl Tile – Allura Ease & Puzzle
Resilient Heterogeneous Vinyl Floor Covering

According to ISO 14025 and EN 15804

References

GABI 9 2012	SPHERA; GaBi 9: Software-System and Database for Life Cycle Engineering. Copyright, TM. Stuttgart, Echterdingen, 1992-2017.
GABI 9 2012D	GaBi 9: Documentation of GaBi 9: Software-System and Database for Life Cycle Engineering. Copyright, TM. Stuttgart, Echterdingen, 1992-2017. http://documentation.gabi-software.com/
UL ENVIRONMENT	UL Environment's Program Operator Rules
PE 2012 ILCD Handbook: General guide for Life Cycle Assessment - Detailed guidance	Description of Selected Impact Categories, Sphera, 2012 European Commission-Joint Research Centre - Institute for Environment and Sustainability: International Reference Life Cycle Data System (ILCD) Handbook- Recommendations for Life Cycle Impact Assessment in the European context. First edition November 2011. EUR 24571 EN. Luxemburg. Publications Office of the European Union; 2011
STANDARDS AND LAWS	
DIN EN ISO 14044	Environmental management - Life cycle assessment - Requirements and guidelines (ISO 14044:2006); German and English version EN ISO 14044
ISO 14025 2006	DIN EN ISO 14025: Environmental labels and declarations — Type III environmental declarations — Principles and procedures
ISO 14040 2006	Environmental management - Life cycle assessment - Principles and framework (ISO 14040); German and English version EN ISO 14040
CEN/TR 15941	Sustainability of construction works - Environmental product declarations - Methodology for selection and use of generic data; German version CEN/TR 15941
EN 16810	Resilient, textile and laminate floor coverings - Environmental product declarations - Product category rules
EN 15804_2012+A1_2013	EN 15804: Sustainability of construction works — Environmental Product Declarations — Core rules for the product category of construction products
CPR	REGULATION (EU) No 305/2011 OF THE EUROPEAN PARLIAMENT AND OF THE COUNCIL of 9 March 2011 laying down harmonized conditions for the marketing of construction products and repealing Council Directive 89/106/EEC
EN-ISO 10874 EN-ISO 10582	Resilient, textile and laminate floor coverings – Classification Resilient floor coverings – Heterogeneous poly(vinyl chloride) floor covering- Specification



ENVIRONMENTAL PRODUCT DECLARATION



FLOORING SYSTEMS

Luxury Vinyl Tile – Allura Ease & Puzzle
Resilient Heterogeneous Vinyl Floor Covering

According to ISO 14025 and EN 15804

Life Cycle Assessment

Allura Ease & Puzzle



FLOORING SYSTEMS

LCA study conducted by:
Forbo Flooring
Industrieweg 12
1566 JP Assendelft
The Netherlands

June 2020

Environment



ENVIRONMENTAL PRODUCT DECLARATION



FLOORING SYSTEMS

Luxury Vinyl Tile – Allura Ease & Puzzle
Resilient Heterogeneous Vinyl Floor Covering

According to ISO 14025 and EN 15804

Authors:

Floris Zeitler, Forbo

Forbo Flooring BV Industrieweg 12
1566 JP Assendelft, The Netherlands
Tel. +31 (0) 75 6477477
Fax +31 (0) 75 6477707
E-mail floris.zeitler@forbo.com
Internet www.forbo-flooring.com

Nomenclature

Abbreviation	Explanation
ADPF	Abiotic Depletion Potential Fossil
ADPE	Abiotic Depletion Potential Elements
AP	Acidification Potential
BLBSB	Benefits and Loads Beyond the System Boundary
CRU	Components for re-use
EE	Exported energy per energy carrier
EP	Eutrophication Potential
EPD	Environmental Product Declaration
FCSS	Floor Covering Standard Symbol
FW	Use of net fresh water
GWP	Global Warming Potential
HWD	Hazardous waste disposed
LCA	Life Cycle Assessment
LCI	Life Cycle Inventory analysis
LCIA	Life Cycle Impact Assessment
MER	Materials for energy recovery
MFR	Materials for recycling
NRSF	Use of non-renewable secondary fuels
ODP	Ozone Layer Depletion Potential
PENRE	Use of non-renewable primary energy excluding non-renewable primary energy resources used as raw materials
PENRM	Use of non-renewable primary energy resources used as raw materials
PENRT	Total use of non-renewable primary energy resources
PERE	Use of renewable primary energy excluding renewable primary energy resources used as raw materials
PERM	Use of renewable primary energy resources used as raw materials
PERT	Total use of renewable primary energy resources
PCR	Product Category Rules
POCP	Photochemical Ozone Creation Potential
RSF	Use of renewable secondary fuels
RSL	Reference Service Life
RWD	Radioactive waste disposed
SM	Use of secondary material



ENVIRONMENTAL PRODUCT DECLARATION



FLOORING SYSTEMS

Luxury Vinyl Tile – Allura Ease & Puzzle
Resilient Heterogeneous Vinyl Floor Covering

According to ISO 14025 and EN 15804

General

The present LCA study of the company Forbo Flooring, a manufacturer of resilient floor coverings, has been performed by Forbo Flooring and has been conducted according to the requirements of the European Standard EN15804 and EN16810 "Resilient, textile and laminate floor coverings – Environmental product declarations – Product category rules. The LCA report was sent to verification on 09/06/20.

Scope

This document is the LCA report for the "Environmental Product Declaration" (EPD) of "Allura Ease & Puzzle". The provision of an LCA report is required for each EPD of the EPD-program holder (UL Environment). This document shows how the calculation rules were applied and describes additional LCA information on the Life Cycle Assessment in accordance with the requirements of ISO 14040 series.

Content, structure and accessibility of the LCA report

The LCA report provides a systematic and comprehensive summary of the project documentation supporting the verification of an EPD.

The report documents the information on which the Life Cycle Assessment is based, while also ensuring the additional information contained within the EPD complies with the requirements of ISO 14040 series.

The LCA report contains all of the data and information of importance for the details published in the EPD. Care is given to all explanations as to how the data and information declared in the EPD arises from the Life Cycle Assessment.

The verification of the EPD is aligned towards the structure of the rule document based on ISO 14025, EN15804 and EN 16810.

Goal of the study

The reason for performing this LCA study is to publish an EPD based on EN 16810, EN 15804 and ISO 14025. This study contains the calculation and interpretation of the LCA results for Allura Ease & Puzzle complying with EN-ISO 10582: Resilient floor coverings – Heterogeneous polyvinyl chloride floor coverings - Specification.

Manufactured by
Forbo-Novilon B.V.
De Holwert 12
7741 KC Coevorden
The Netherlands

The following life cycle stages were considered:

- Product stage
- Transport stage
- Installation stage
- Use stage
- End-of-life stage
- Benefits and loads beyond the product system boundary

The main purpose of EPD is for use in business-to-business communication. As all EPD are publicly available on the website of UL Environment and therefore are accessible to the end consumer they can also be used in business-to-consumer communication.

The intended use of the EPD is to communicate environmentally related information and LCA results to support the assessment of the sustainable use of resources and of the impact of construction works on the environment



ENVIRONMENTAL PRODUCT DECLARATION



FLOORING SYSTEMS

Luxury Vinyl Tile – Allura Ease & Puzzle
Resilient Heterogeneous Vinyl Floor Covering

According to ISO 14025 and EN 15804

Scope of the study

Declared / functional unit

The declaration refers to the declared/functional unit of 1m² installed flooring product.

Declaration of construction products classes

The LCA report refers to a manufacturer declaration of type 1a): Declaration of a specific product from a manufacturer's plant.

Allura Ease & Puzzle is produced at the following manufacturing site:

Forbo-Novilon B.V.
De Holwert 12
7741 KC Coevorden
The Netherlands



ENVIRONMENTAL PRODUCT DECLARATION



FLOORING SYSTEMS

Luxury Vinyl Tile – Allura Ease & Puzzle
Resilient Heterogeneous Vinyl Floor Covering

According to ISO 14025 and EN 15804

Product Definition

Product Classification and description

This declaration covers the Allura Ease and Allura Puzzle Luxury Vinyl Tiles collection, Forbo Allura Ease & Puzzle loose lay tiles bring a new design concept to loose lay installation. The superb dimensional stability and buildup of this floor covering and the specific production process means that the tiles and planks remain flat no matter what. An absolute necessity for an adhesive free floor covering.

Allura Ease LVT is specially designed for adhesive free installation. The tiles and planks are quick and easy to install, with the advantage that they are also easy to remove, re-use and recycle.

Allura Puzzle LVT has an unique puzzle shaped size of 96 x 96 cm and is specially designed for adhesive free installation. The superb dimensional stability and the strong puzzle connection makes the tiles ideal for adhesive free installation in high traffic areas, with the advantage that they are also easy to remove, re-use and recycle.

As part of Forbo's Fast Fit collection, Allura Ease and Allura Puzzle can reduce installation time by over 50%.

The designs in woods and materials form a well-balanced palette that suit a wide range of applications. Ideal for installations in areas such as offices or retail applications where requirements include rapid installation, temporary floors or to be taken out quickly without damaging the subfloor.

Allura Ease and Allura Puzzle from Forbo Flooring is a resilient floor covering complying with all the requirements of EN ISO 10582 : Resilient floor coverings – Heterogeneous poly(vinyl chloride) floor covering- Specification. The key raw materials include PVC, plasticizer, mineral filler, stabilizers and glass fiber.

Allura Ease & Puzzle is produced by Forbo Flooring and is sold worldwide. This declaration refers to Allura Ease & Puzzle Luxury Vinyl Tiles of 5 mm nominal thickness with a 0.7 mm wear layer covering a range of wood and materials designs.

Allura Ease and Allura Puzzle are built up in 6 layers:

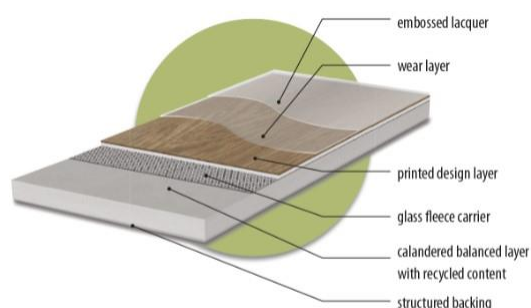
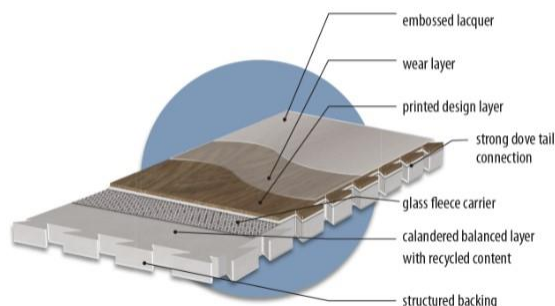


Figure 1: Typical construction Allura Puzzle

Typical construction Allura Ease

1. Embossed lacquer, easy to clean and maintain, scratch and stain resistant topcoat

ENVIRONMENTAL PRODUCT DECLARATION



FLOORING SYSTEMS

Luxury Vinyl Tile – Allura Ease & Puzzle
Resilient Heterogeneous Vinyl Floor Covering





According to ISO 14025 and EN 15804

2. A durable wear layer of 0,70 mm suitable for high traffic areas
3. Multiple layers of ink creating in-depth true to nature patterns
4. The thick glass fleece carrier is the basis for dimensional stable planks and tiles
5. The calandered intermediate layer consists out of 30% recycled content and is contributing to the stability and balance of the loose lay properties
6. The structured backing balances the product and imparts anti slip properties.

This declaration refers to the declared/functional unit of 1 m² installed flooring product.

Range of application

Allura Ease & Puzzle is classified in accordance with EN ISO 10582 to be installed in the following use areas defined in EN-ISO 10874:

Area of application	Allura Ease	Allura Puzzle
Commercial	Class 33 	Class 34 
Industrial	Class 41 	Class 43 

Product Standard

The products considered in this EPD have the following technical specifications:

- Meets or exceeds all technical requirements in EN ISO 10582 : Resilient floor coverings – Heterogeneous poly(vinyl chloride) floor covering- Specification



Allura Ease & Puzzle meets the requirements of EN 14041

EN 13501-1	Reaction to fire	B _{fl} – s1
EN 13893	Slip resistance	DS: ≥ 0,30
EN 1815	Body voltage	< 2 kV
EN ISO10456	Thermal conductivity	0,25 W/mK

Accreditation

- ISO 9001 Quality Management System
- ISO 14001 Environmental Management System
- SA 8000 Social Accountability Standard



ENVIRONMENTAL PRODUCT DECLARATION



FLOORING SYSTEMS

Luxury Vinyl Tile – Allura Ease & Puzzle
Resilient Heterogeneous Vinyl Floor Covering

According to ISO 14025 and EN 15804

Delivery status

Characteristics	Allura Ease	Allura Puzzle	Unit
Product thickness	5.00	5.00	mm
Product Weight	7900	7900	g/m ²
Tiles Width x Length	48 x 48	96 x 96	cm
Planks Width x Length	120 x 19 / 150 x 24		

Material Content

Component	Material	Availability	Mass %	Origin of raw material
Binder	PVC	Nonrenewable – limited	30	Europe
	DOTP & Dibenzoates	Nonrenewable - limited	12	
Filler	Calcium carbonate	Abundant mineral	27	Europe
	Dolomite	Abundant mineral	8	
Stabilizers and process additives	Epoxidized esters & proprietary mixtures & lubricants	nonrenewable - limited	2	Europe
Carrier	Glass fiber tissue	Nonrenewable - limited	1.5	Netherlands/Germany
Pigments	Titanium Dioxide (main pigment) and others	Nonrenewable - limited	0.5	Europe
Finish	PU lacquer	Nonrenewable - limited	< 0.5	Europe
Recycle	Post production waste		18.5	Internal

Production of Main Materials

PVC: Polymer which is produced by the polymerization of vinyl chloride monomer.

DOTP: A non-phthalate plasticizer, being the diester of terephthalic acid and the branched-chain 2-ethylhexanol. This colorless viscous liquid used for softening PVC plastics is known for chemical similarity to general purpose phthalates such as DEHP and DINP, but without any negative regulatory pressure.

Stabilizer Ba/Zn: Mixed metal stabilizer made from Barium and Zinc stearate. It is used to avoid PVC degradation during processing at relative high temperature.

Calcium carbonate: An abundant mineral found in all parts of the world as the chief substance in rocks (i.e., marble and limestone). It can be ground to varying particle sizes and is widely used as filler.

Dolomite: An abundant mineral mined in northern Norway.

Glass fleece: Glass fibers are mixed with a binder to produce a glass fleece which is used as a substrate for floor coverings and imparts excellent dimensional stability to the finished product.

Titanium dioxide: A white pigment produced from the mineral rutile, a naturally occurring form of titanium dioxide. The production of the pigment is a large-scale chemical process.

Lacquer: Thermally and UV cross linked water based polyurethane coating

Production of the Floor Covering

The production of Allura Ease & Puzzle includes the following processes:

- Preparation of PVC plastisols (mixture of PVC, plasticizer and additives, may also contain filler and pigments)

Environment



ENVIRONMENTAL PRODUCT DECLARATION



FLOORING SYSTEMS

Luxury Vinyl Tile – Allura Ease & Puzzle
Resilient Heterogeneous Vinyl Floor Covering

According to ISO 14025 and EN 15804

- Impregnation of the glass fleece with a highly filled plastisol followed by the application of a thin white plastisol coating.
- Rotogravure and digital printing techniques, using water based inks, to produce wood, stone or abstract designs.
- Application of plastisol PVC topcoat and PU lacquer. After fusion the topcoat is mechanically embossed to enhance the decorative effect.
- An intermediate backing layer is applied to the underside of the impregnated glass fleece. This plasticized PVC layer, which is applied by a calender, contains reused production waste.
- The final backing layer is then applied to the calendered layer.
- The finished product is then trimmed, inspected and cut into planks or tiles of a specified size.
- Trimming and rejected product are recycled back into the calendered backing layer.

Health, Safety and Environmental Aspects during Production

- ISO 14001 Environmental Management System
- SA 8000 Social Accountability standard

Production Waste

Rejected material and the cuttings of the trimming stage are being reused in the manufacturing process of various heterogeneous vinyl products.

Packaging materials are being collected separately and externally recycled .

Delivery and Installation of the Floor Covering

Delivery

A worldwide distribution by truck and container ship is considered. On average every square meter of Allura Ease & Puzzle is transported as follows:

- | | |
|--|--------|
| ○ Transport distance 40 t truck | 583 km |
| ○ Transport distance 7.5t truck (Fine distribution) | 274 km |
| ○ Capacity utilization trucks (including empty runs) | 85 % |
| ○ Transport distance Ocean ship | 305 km |
| ○ Capacity utilization Ocean ship | 48% |

Installation

Because of the specific techniques used during the installation of Allura Ease & Puzzle approximately 2% of the material is cut off as installation waste. Allura Ease & Allura Puzzle are specially designed for adhesive free installation, with the advantage that they are also easy to remove, re-use and recycle.

Waste during the installation process may be recycled through the manufacturer's facility or disposed of via landfill or incineration.

Health, Safety and Environmental Aspects during Installation

Allura Ease & Puzzle are loose lay floorcoverings, therefore no adhesives shall be used.

Waste

Waste during the installation process may be recycled as floor covering through the manufacturers' facilities or disposed of via land fill or thermally recycled in a waste incineration plant.

Environment



ENVIRONMENTAL PRODUCT DECLARATION



FLOORING SYSTEMS

Luxury Vinyl Tile – Allura Ease & Puzzle
Resilient Heterogeneous Vinyl Floor Covering

According to ISO 14025 and EN 15804

Packaging

Cardboard, shrink foil and packaging paper can be collected separately and should be used in a local recycling process. In the calculation model 100% incineration is taken into account for which there is a credit received.

Use stage

The service lifetime of a floor covering for a certain application on a floor is too widespread to give one common number. For this EPD model the reference service lifetime (RSL) is set to one year. This means that all impacts for the use phase are based on the cleaning and maintenance model for one year. Depending on the area of use, the technical lifetime advised by the manufacturer and the estimated time on the floor by the customer, the service lifetime can be determined. The use phase impacts should be calculated with the foreseen service life to arrive at the total environmental impact.

Cleaning and Maintenance

Level of use	Cleaning Process	Cleaning Frequency	Consumption of energy and resources
Commercial/Residential/Industrial	Vacuuming	Twice a week	Electricity
	Damp mopping	Once a week	Hot water Neutral detergent

For the calculations the following cleaning regime is considered:

- Dry cleaning with a 1.5 kW vacuum cleaner for 0.21 min/m², twice a week. This equates to 0.55 kWh/m²*year.
- Once a week wet cleaning with 0.062 l/m² water and 0.0008 kg/m² detergent. This result in the use of 3.224 l/m²*year water and 0.04 kg/m²*year detergent. The wet cleaning takes place without power machine usage. Waste water treatment of the arising waste water from cleaning is considered.

The cleaning regime that is recommended in practice will be highly dependent on the use of the premises where the floor covering is installed. In high traffic areas more frequent cleaning will be needed compared to areas where there is low traffic. The use of an entrance mat of at least four steps will reduce the cleaning frequency.

The cleaning regime used in the calculations is suitable for high traffic areas and is a worst case scenario.

Prevention of Structural Damage

All newly laid floor covering should be covered and protected with a suitable non-staining protective covering if other building activities are still in progress. Use protective feet on chairs and tables to reduce scratching. Castor wheels should be suitable for resilient floor coverings



ENVIRONMENTAL PRODUCT DECLARATION



FLOORING SYSTEMS


Luxury Vinyl Tile – Allura Ease & Puzzle
Resilient Heterogeneous Vinyl Floor Covering

According to ISO 14025 and EN 15804

Health Aspects during Usage

Allura Ease & Puzzle is complying with:

- Indoor Air Comfort GOLD certificate :

Regulation or protocol	Conclusion	Version of regulation or protocol
French VOC Regulation		Regulation of March and May 2011 (DEVL1101903D and DEVL1104875A)
French CMR components	Pass	Regulation of April and May 2009 (DEVP0908633A and DEVP0910046A)
Italian CAM	Pass	Decree 11 January 2017 (GU n.23 del 28-1-2017)
AgBB/ABG	Pass	Anforderungen an bauliche Anlagen bezüglich des Gesundheitsschutzes (ABG), Entwurf 31.08.2017/August 2018 (AgBB)
Belgian Regulation	Pass	Royal decree of May 2015 (C-2014/24239)
Indoor Air Comfort®	Pass	Indoor Air Comfort 6.0 of February 2017
Indoor Air Comfort GOLD®	Pass	Indoor Air Comfort GOLD 6.0 of February 2017
Formaldehyde Emission Class [§]	E1	EN 16516 - October 2017
Blue Angel (DE-UZ 120)	Pass	Resilient Floor Covering, February 2011
BREEAM International	Exemplary Level	BREEAM International New Construction v2.0 (2016)
LEED v4.1	Compliant	LEED v4.1 for Building Design and Construction (July, 2019) Beta
BREEAM® NOR	Pass	BREEAM-NOR New Construction v1.2 (2019)

Low emissions & phthalate free manufacturing ensures Allura Ease & Puzzle contributes to a healthy indoor environment.

End of Life

The deconstruction of installed Allura Ease & Puzzles from the floor can be done manually and, therefore, no electrical energy is required for this process.

For the End of Life stage 100% incineration is taken into account, the average distance to the incineration plant or landfill facility per lorry is set to 200 km.



Life Cycle Assessment

A full Life Cycle Assessment has been carried out according to ISO 14040 and ISO 14044.

The following Life Cycle Stages are assessed :

- A1-3 : Product Stage (Raw material acquisition, transportation to Manufacturing and Manufacturing)
- A4-5 : Construction stage (Transport Gate to User, Installation flooring)
- B2 : Use Stage (Maintenance of the floor)
- C1-4 : End of Life Stage (Deconstruction, transport, waste processing, disposal)
- D : Benefits and loads beyond the system boundary (Reuse, recovery, recycling potential)

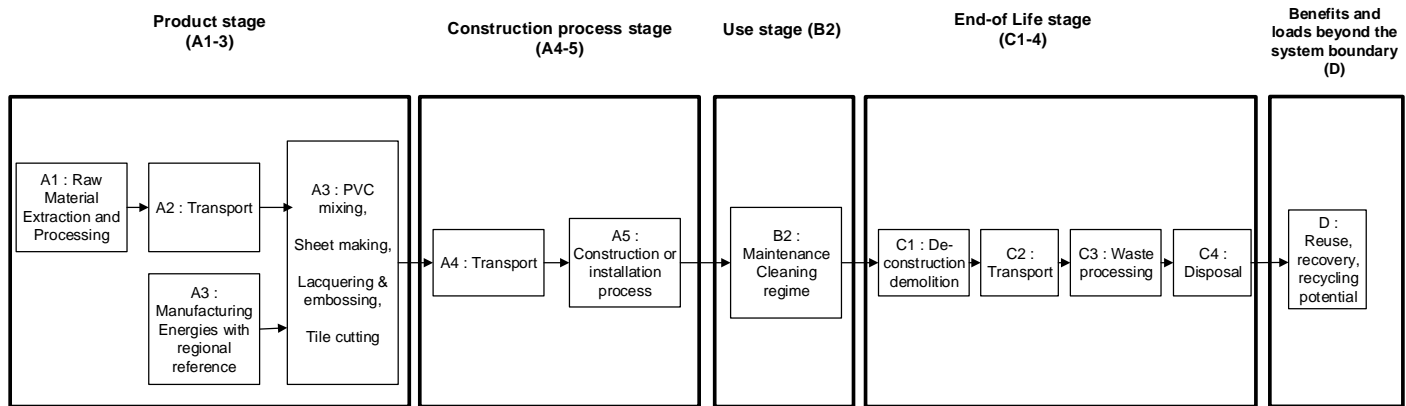


Figure 2 : Flow chart of the Life Cycle Assessment

Comparisons of different floor coverings are only allowed, where EN 15804 consistent and/or preverified background data and EN 15804 consistent calculation methods and database versions are used and when the building context is taken into account, i.e. on the basis of the same use-classification (EN ISO 10874), same service life and comparable assumptions for the end of life.

Description of the declared Functional Unit

The functional unit is one square meter of installed product and the use stage is considered for one year of service life.

Cut off Criteria

The cut-off criteria shall be 1% of renewable and non-renewable primary energy usage and 1% of the total mass of the unit process. The total neglected input flows per module shall be a maximum of 5% of energy usage and mass.

In practice, in this assessment, all data from the production data acquisition are considered, i.e. all raw materials used as per formulation, use of water, electricity and other fuels, the required packaging materials, and all direct production waste. Transport data on all considered inputs and output material are also considered.

LCA Data

As a general rule, specific data derived from specific production processes or average data derived from specific production processes have been used as the first choice as a basis for calculating an EPD.

For life cycle modeling of the considered products, the GaBi 9 Software System for Life Cycle Engineering, developed

ENVIRONMENTAL PRODUCT DECLARATION



FLOORING SYSTEMS

Luxury Vinyl Tile – Allura Ease & Puzzle
Resilient Heterogeneous Vinyl Floor Covering

According to ISO 14025 and EN 15804

by SPHERA, has been used. All relevant LCA datasets are taken from the GaBi 9 software database. The datasets from the database GaBi are documented in the online documentation. To ensure comparability of results in the LCA, the basic data of GaBi database were used for energy, transportation and auxiliary materials.

Data Quality

The requirements for data quality and LCA data correspond to the specifications of the PCR.

Foreground data are based on 1 year averaged data (year 2019). The reference ages of LCA datasets vary but are given in the table in the Appendix. The time period over which inputs to and outputs from the system is accounted for is 100 years from the year for which the data set is deemed representative. The technological LCA of the collected data reflects the physical reality of the declared product. The datasets are complete, conform to the system boundaries and the criteria for the exclusion of inputs and outputs and are geographical representative for the supply chain of Forbo flooring.

For life cycle modeling of the considered products the GaBi 9 Software System for Life Cycle Engineering, developed by SPHERA, is used. All relevant LCA datasets are taken from the GaBi 9 software database. The last revision of the used data sets took place within the last 10 years.

Table 1: LCA datasets used in the LCA model

Data set	Region	Reference year
Polyvinyl chloride granulate	Germany	2020
Di-Isononyl Phthalate (DOTP)	Germany	2020
Benzoates	Europe	2020
Titanium dioxide	Europe	2020
Inorganic pigment	Germany	2020
Barium-Zinc Stearate	Europe	2020
Calcium carbonate	Germany	2020
Dolomite	Germany	2020
PU lacquer	Europe	2020
Glass fiber tissue	Germany	2020
Proprietary mixtures & lubricants	Global	2020
Water (desalinated; deionised)	Germany	2020
Detergent (ammonia based)	Germany	2020
Tap water	Germany	2020
Waste incineration of PVC	Europe	2020
Electricity from Hydro power	The Netherlands	2020
Power grid mix	Europe	2020
Thermal energy from natural gas	The Netherlands	2020
Thermal energy from natural gas	Europe	2020
Trucks	Global	2020
Municipal waste water treatment (Sludge incineration).	Europe	2020
Container ship	Global	2020
Diesel mix at refinery	Europe	2020
Heavy fuel oil at refinery (1.0wt.% S)	Europe	2020
Polyethylene film	Germany	2020
Corrugated board	Europe	2020
Wooden pallets	Europe	2020



ENVIRONMENTAL PRODUCT DECLARATION



FLOORING SYSTEMS

Luxury Vinyl Tile – Allura Ease & Puzzle
Resilient Heterogeneous Vinyl Floor Covering

According to ISO 14025 and EN 15804

The documentation of the LCA data sets can be taken from the GaBi documentation.

System Boundaries

Production Stage includes provision of all materials, products and energy, packaging processing and its transport, as well as waste processing up to the end-of waste state or disposal of final residues during the product stage.

Transport and Installation Stage includes provision of all materials, products and energy, as well as waste processing up to the end-of-waste state or disposal of final residues during the construction stage. These information modules also include all impacts and aspects related to any losses during this construction stage (i.e. production, transport, and waste processing and disposal of the lost products and materials). For the transportation a worldwide distribution is considered.

Use Stage includes provision and transport of all materials, products and related energy and water use, as well as waste processing up to the end-of-waste state or disposal of final residues during this part of the use stage. These information modules also include all impacts and aspects related to the losses during this part of the use stage (i.e. production, transport, and waste processing and disposal of the lost products and materials).

End of Life Stage includes provision and all transports, provision of all materials, products and related energy and water use. It also includes any declared benefits and loads from net flows leaving the product system that have not been allocated as co-products and that have passed the end-of-waste state in the form of reuse, recovery and/or recycling potentials.

Power mix

The selection of LCA data for the electricity generation is in line with the PCR.

The products are manufactured in Coevorden, the Netherlands. The GaBi 9 Hydro power datasets has therefore been used (reference year 2019). The energy supplier is providing Forbo with a certificate every year.

CO₂-Certificates

No CO₂-certificates are considered in this study.

Allocations

In the present study some allocations have been made. Detailed explanations can be found in the chapters below.

Co-product allocation

No co-product allocation occurs in the product system.

Allocation of multi-Input processes

The Production and End of Life stage include incineration plants. In these processes different products are treated together within a process. The allocation procedures followed in these cases are based on a physical classification of the mass flows or calorific values.

Credits from energy substitution are allocated to the production stage, because the gained energy from energy substitution is lower than the energy input in this stage. The same quality of energy is considered.

Allocation procedure of reuse, recycling and recovery

The installation waste and end of life waste can be fed into incineration processes. Incineration processes include cogeneration processes which give thermal and power energy as outputs. It is assumed that this recovered energy offsets that produced by the European average grid mix and thermal energy generation from natural gas.



ENVIRONMENTAL PRODUCT DECLARATION



FLOORING SYSTEMS

Luxury Vinyl Tile – Allura Ease & Puzzle
Resilient Heterogeneous Vinyl Floor Covering

According to ISO 14025 and EN 15804

Description of the allocation processes in the LCA report

The description of allocation rules in of this LCA report meets the requirements of the PCR.

Description of the unit processes in the LCA report

The modeling of the unit processes reported for the LCA are documented in a transparent way, respecting the confidentiality of the data present in the LCA report.

In the following tables the type and amount of the different input and output flows are listed for 1m² produced flooring; installed flooring includes the material loss during installation (2%):

Table 2: Composition of Allura Ease & Puzzle

Process data	Unit	Allura Ease & Puzzle
PVC	kg/m ²	2.40
DOTP & Dibenzoates	kg/m ²	0.91
Calcium carbonate	kg/m ²	2.16
Dolomite	kg/m ²	0.66
Proprietary mixtures & lubricants	kg/m ²	0.18
Titanium Dioxide (main pigment) plus others	kg/m ²	0.04
PU lacquer	kg/m ²	0.01
Glass fiber tissue	kg/m ²	0.11
Post-production waste	kg/m ²	1.46

Table 3: Production related inputs/outputs

Process data	Unit	Allura Ease & Puzzle
INPUTS		
Allura Ease & Puzzle	kg	9.65
Electricity	MJ	17.46
Thermal energy from natural gas	MJ	38.78
OUTPUTS		
Allura Ease & Puzzle	kg	7.92
Waste	kg	1.72

Table 4: Packaging requirements (per m² manufactured product)

Process data	Unit	Allura Ease & Puzzle
Polyethylene film	kg	0.003
Corrugated board	kg	0.10
Wooden pallets	kg	0.17

Table 5: Transport distances

Process data	Unit	Road	Truck size	Ship
Calcium carbonate	km	1060	14 - 20t gross weight / 11,4t payload capacity	-
PVC	km	891		-
DOTP	km	412		-
Titanium dioxide	km	210		-
BaZn-stabilizer	km	1010		-
PVC waste recycling	km	1		-
Lacquer	km	210		-
Corrugated board	km	50		-



ENVIRONMENTAL PRODUCT DECLARATION



FLOORING SYSTEMS

Luxury Vinyl Tile – Allura Ease & Puzzle
Resilient Heterogeneous Vinyl Floor Covering

According to ISO 14025 and EN 15804

Process data	Unit	Road	Truck size	Ship
Wrapping paper	km	180		-
Polyethylene film	km	2		-
Transport to construction site : -Transport distance 40 t truck	km	579	34 - 40 t gross weight / 27t payload capacity 7,5 t - 12t gross weight / 5t payload capacity	583
-Transport distance 7.5t truck (Fine distribution)		305		
		274		
Waste transport to incineration	km	200	7,5 t - 12t gross weight / 5t payload capacity	-

Table 6: Inputs/outputs from Installation

Process data	Unit	Allura Ease & Puzzle
INPUTS		
Allura Ease & Puzzle	kg	8.08
OUTPUTS		
Installed Allura Ease & Puzzle	kg	7.92
Installation Waste	kg	0.16

Table 7: Inputs from use stage (per m².year of installed product)

Process data	Unit	Allura Ease & Puzzle
Detergent	kg/year	0.04
Electricity	kWh/year	0.55
Water	kg/year	3.224

Table 8: Disposal

Process data	Unit	Allura Ease & Puzzle
Post-consumer Allura Ease & Puzzle to incineration	%	100

Life Cycle Inventory Analysis

In table 9 the environmental impacts for one lifecycle are presented for Allura Ease & Puzzle. In table 10 the environmental impacts are presented for all the lifecycle stages.

Table 9: Results of the LCA – Environmental impacts one lifecycle (one year) – Allura Ease & Puzzle

Impact Category : CML 2001 – Jan. 2016	Allura Ease & Puzzle	Unit
Global Warming Potential (GWP 100 years)	4,50E+01	kg CO2-Equiv.
Ozone Layer Depletion Potential (ODP. steady state)	1,32E-07	kg R11-Equiv.
Acidification Potential (AP)	7,41E-02	kg SO2-Equiv.
Eutrophication Potential (EP)	8,35E-03	kg Phosphate-Equiv.
Photochem. Ozone Creation Potential (POCP)	6,52E-03	kg Ethene-Equiv.
Abiotic Depletion Potential Elements (ADPE)	9,83E-05	kg Sb-Equiv.
Abiotic Depletion Potential Fossil (ADPF)	5,43E+02	[MJ]



ENVIRONMENTAL PRODUCT DECLARATION



FLOORING SYSTEMS

Luxury Vinyl Tile – Allura Ease & Puzzle
Resilient Heterogeneous Vinyl Floor Covering

According to ISO 14025 and EN 15804

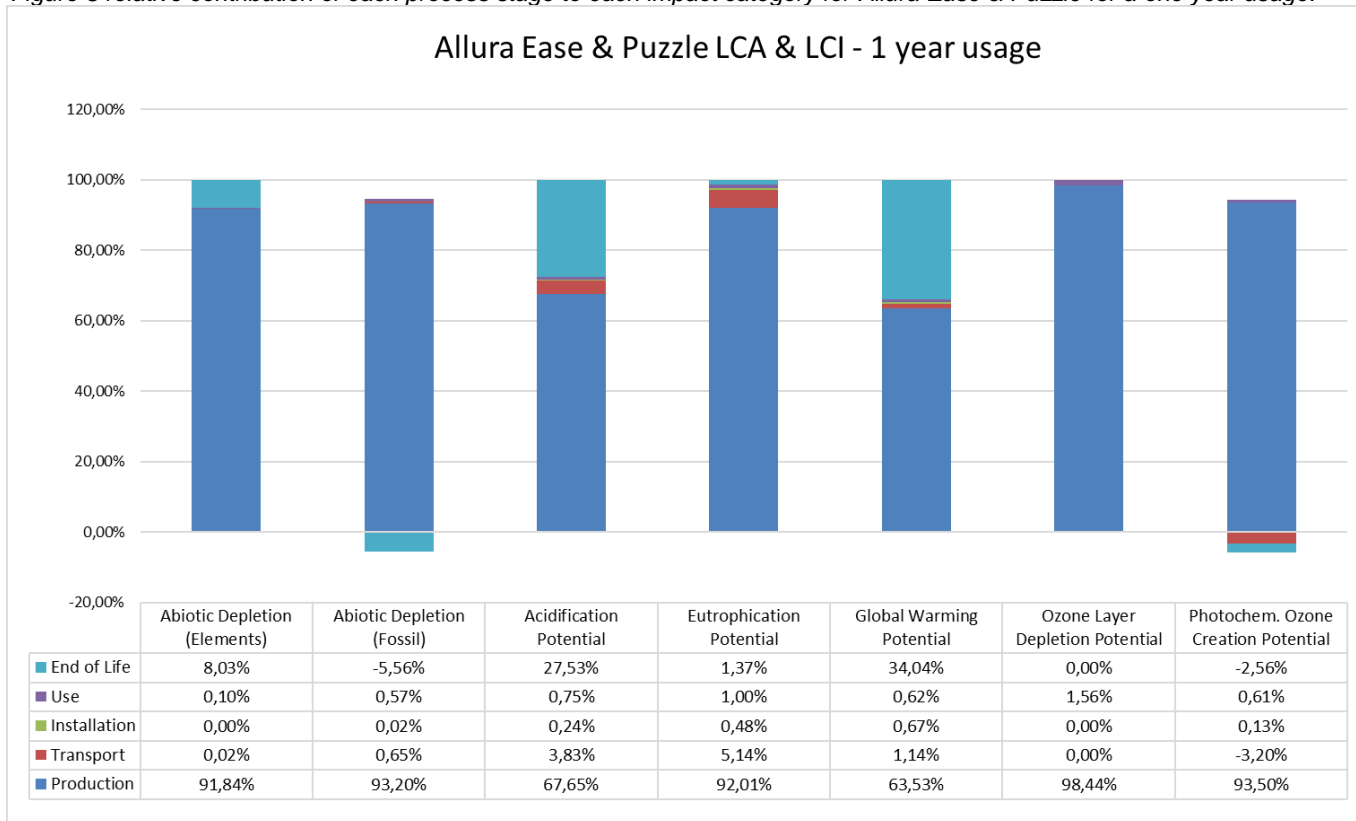
Table 10: Results of the LCA – Environmental impact for Allura Ease & Puzzle (one year)

Impact Category : CML 2001 – Jan. 2016		Manufacturing	Installation		Use (1yr)	End of Life			Credits
Parameter	Unit	A1-3	A4	A5	B2	C1	C2	C3	D
GWP	[kg CO ₂ -Eq.]	2,86E+01	5,13E-01	3,03E-01	2,78E-01	0,00E+00	5,52E-02	2,02E+01	-4,93E+00
ODP	[kg CFC11-Eq.]	1,30E-07	4,65E-17	6,72E-17	2,06E-09	0,00E+00	9,03E-18	4,17E-14	-6,99E-14
AP	[kg SO ₂ -Eq.]	5,01E-02	2,84E-03	1,76E-04	5,53E-04	0,00E+00	1,31E-04	2,65E-02	-6,24E-03
EP	[kg PO ₄ ³⁻ - Eq.]	7,68E-03	4,29E-04	4,02E-05	8,37E-05	0,00E+00	3,22E-05	8,59E-04	-7,77E-04
POCP	[kg Ethen Eq.]	6,89E-03	-2,36E-04	9,29E-06	4,50E-05	0,00E+00	-4,63E-05	4,27E-04	-5,69E-04
ADPE	[kg Sb Eq.]	9,03E-05	2,11E-08	4,57E-09	1,03E-07	0,00E+00	4,57E-09	8,81E-06	-9,22E-07
ADPF	[MJ]	5,69E+02	3,96E+00	1,21E-01	3,47E+00	0,00E+00	7,48E-01	3,49E+01	-6,96E+01

GWP = Global warming potential; ODP = Depletion potential of the stratospheric ozone layer; AP = Acidification potential of land and water; EP = Eutrophication potential; POCP = Formation potential of tropospheric ozone photochemical oxidants; ADPE = Abiotic depletion potential for non-fossil resources; ADPF = Abiotic depletion potential for fossil resources

The relative contribution of each process stage to each impact category for Allura Ease & Puzzle is shown in figure 3.

Figure 3 relative contribution of each process stage to each impact category for Allura Ease & Puzzle for a one year usage.



Interpretation

The interpretation of the results has been carried out considering the assumptions and limitations declared in the EPD, both methodology- and data-related for a one year usage.



ENVIRONMENTAL PRODUCT DECLARATION



FLOORING SYSTEMS

Luxury Vinyl Tile – Allura Ease & Puzzle
Resilient Heterogeneous Vinyl Floor Covering

According to ISO 14025 and EN 15804

In all of the impact categories the production stage has the main contribution to the overall impact. The raw material supply is the key contributor for all of these impact categories with a share of 65 – 98% of the total impact of the production stage. Main contributors for the raw materials are the production of PVC and plasticizers.

Although Forbo declares in the EPD a worldwide distribution by truck (579 km) and container ship (583 km) the transport stage has a limited effect on most of the impacts. Only AP and EP have a slight significant share of 4-5% which is mainly due to the ocean ship used for transporting the material overseas.

The impact on the flooring installation is very limited as Allura Ease & Puzzle are a loose lay product without the use of adhesives or tackifiers. The disposal of the installation waste has a contribution below 1% for all the impact categories.

In the Use stage ADPF, AP, EP, GWP, ODP and POCP have a share between 0.5 to 1.5% of the total impacts. This is mainly caused by the electricity needed to vacuum the floor and to a lower extent by the detergent used to clean the floor. The cleaning regime used in the calculations is a worst case scenario which will be in practice almost always be lower.

Energy recovery from incineration and the respective energy substitution at the end of life results in a small credit for ADPF and POCP in the End of Life stage. For EP and ODP the End of Life stage has a very small impact on the total. This is mainly due to the fact that the waste at the End of Life stage is considered as being incinerated.

For GWP, ADPE and AP the End of Life stage has got a big influence of respectively 34, 8 and 28% on the total impacts of these impact categories. Also for these three categories this is caused by the incineration of the waste at the End of Life stage.

Resource use

In table 11 the parameters describing resource use are presented for all the life cycle stages for a one year usage.

Table 11 : Results of the LCA – Resource use for Allura Ease & Puzzle (one year)

Parameter	Unit	Manufacturing	Installation		Use (1yr)	End of Life			Credits
		A1-3	A4	A5	B2	C1	C2	C3	D
PERE	[MJ]	1,12E+02	-	-	-	-	-	-	-
PERM	[MJ]	0,00E+00	-	-	-	-	-	-	-
PERT	[MJ]	1,12E+02	1,81E-01	1,64E-02	1,74E+00	0,00E+00	4,22E-02	7,87E+00	-1,86E+01
PENRE	[MJ]	5,59E+02	-	-	-	-	-	-	-
PENRM	[MJ]	3,53E+01	-	-	-	-	-	-	-
PENRT	[MJ]	5,94E+02	3,97E+00	1,32E-01	5,08E+00	0,00E+00	7,51E-01	3,80E+01	-8,55E+01
SM	[kg]	2,73E+00	0,00E+00	0,00E+00	0,00E+00	0,00E+00	0,00E+00	0,00E+00	0,00E+00
RSF	[MJ]	0,00E+00	0,00E+00	0,00E+00	0,00E+00	0,00E+00	0,00E+00	0,00E+00	0,00E+00
NRSF	[MJ]	0,00E+00	0,00E+00	0,00E+00	0,00E+00	0,00E+00	0,00E+00	0,00E+00	0,00E+00
FW	[m ³]	6,41E-02	2,12E-04	8,16E-04	2,04E-03	0,00E+00	4,88E-05	4,17E-02	-2,15E-02

PERE = Use of renewable primary energy excluding renewable primary energy resources used as raw materials; PERM = Use of renewable primary energy resources used as raw materials; PERT = Total use of renewable primary energy resources; PENRE = Use of non-renewable primary energy excluding non-renewable primary energy resources used as raw materials; PENRM = Use of non-renewable primary energy resources used as raw materials; PENRT = Total use of non-renewable primary energy resources; SM = Use of secondary material; RSF = Use of renewable secondary fuels; NRSF = Use of non-renewable secondary fuels; FW = Use of net fresh water



ENVIRONMENTAL PRODUCT DECLARATION



FLOORING SYSTEMS

Luxury Vinyl Tile – Allura Ease & Puzzle
Resilient Heterogeneous Vinyl Floor Covering

According to ISO 14025 and EN 15804

Waste categories and output flows

In table 12 other environmental information describing different waste categories and output flows are presented for all the life cycle stages.

Table 12: Results of the LCA – Output flows and Waste categories for Allura Ease & Puzzle (one year)

Parameter	Unit	Manufacturing	Transport	Installation	Use (1yr)	End of Life/credits			
		A1-3	A4	A5	B2	C1	C2	C3	D
HWD	[kg]	3,35E-03	1,48E-07	8,54E-10	1,66E-09	0,00E+00	3,49E-08	1,71E-07	-3,41E-08
NHWD	[kg]	1,15E+00	5,68E-04	3,90E-03	6,29E-03	0,00E+00	1,15E-04	1,26E+01	-3,94E-02
RWD	[kg]	8,50E-03	4,82E-06	4,30E-06	6,17E-04	0,00E+00	9,29E-07	1,20E-03	-6,35E-03
CRU	[kg]	0,00E+00	0,00E+00	0,00E+00	0,00E+00	0,00E+00	0,00E+00	0,00E+00	0,00E+00
MFR	[kg]	0,00E+00	0,00E+00	0,00E+00	0,00E+00	0,00E+00	0,00E+00	0,00E+00	0,00E+00
MER	[kg]	0,00E+00	0,00E+00	0,00E+00	0,00E+00	0,00E+00	0,00E+00	0,00E+00	0,00E+00
EE Power	[MJ]	0,00E+00	0,00E+00	5,38E-01	0,00E+00	0,00E+00	0,00E+00	2,07E+01	0,00E+00
EE Thermal energy	[MJ]	0,00E+00	0,00E+00	9,68E-01	0,00E+00	0,00E+00	0,00E+00	3,78E+01	0,00E+00

HWD = Hazardous waste disposed; NHWD = Non-hazardous waste disposed; RWD = Radioactive waste disposed; CRU = Components for re-use; MFR = Materials for recycling; MER = Materials for energy recovery; EE = Exported energy per energy carrier

Additional Environmental Information

To be fully transparent Forbo Flooring does not only want to declare the environmental impacts required in the PCR, but also the impacts on human health and eco-toxicity. Furthermore the outcome of the calculations according to the European Standard EN15804 are published in this section.

Toxicity

For this calculations the USEtox™ model is used as being the globally recommended preferred model for characterization modeling of human and eco-toxic impacts in LCIA by the United Nations Environment Programme SETAC Life Cycle Initiative.

According to the "ILCD Handbook: Recommendations for Life Cycle Impact Assessment in the European context" the recommended characterization models and associated characterization factors are classified according to their quality into three levels:

- Level I (recommended and satisfactory),
- level II (recommended but in need of some improvements)
- level III (recommended, but to be applied with caution).

A mixed classification sometimes is related to the application of the classified method to different types of substances. USEtox™ is classified as Level II / III, unlike for example the CML impact categories which are classified as Level I.

Table 13: Results of the LCA – Environmental impacts one lifecycle (one year) – Allura Ease & Puzzle

Impact Category : USEtox	Allura Ease & Puzzle	Unit
Eco toxicity	3,18E-02	PAF m3.day
Human toxicity, cancer	1,17E-08	Cases
Human toxicity, non-canc.	3,22E-09	Cases



ENVIRONMENTAL PRODUCT DECLARATION



FLOORING SYSTEMS

Luxury Vinyl Tile – Allura Ease & Puzzle
Resilient Heterogeneous Vinyl Floor Covering

According to ISO 14025 and EN 15804

In the following tables the impacts are subdivided into the lifecycle stages.

Table 14: Results of the LCA – Environmental impact for Allura Ease & Puzzle (one year)

Impact Category : USEtox	Unit	Production	Transport	Installation	Use (1yr)	End of Life
Eco toxicity	PAF m3.day	3,02E-02	9,31E-04	1,72E-05	4,23E-04	3,11E-04
Human toxicity, cancer	cases	1,21E-08	1,07E-12	4,44E-13	3,08E-11	-3,76E-10
Human toxicity, non-canc.	cases	3,23E-09	3,63E-13	2,75E-14	7,00E-13	-5,96E-12

Interpretation

The interpretation of the results has been carried out considering the assumptions and limitations declared in the EPD, both methodology- and data-related for a one year usage.

With a share of more than 95% in all the Toxicity categories the production stage is the main contributor to the total overall impact. The raw material supply has a share of 61-99% of the production stage, mainly caused by the manufacturing of PVC.

The transport stage is negligible for Human toxicity (cancer) and Human toxicity (non-canc.). For Ecotoxicity it has a relatively minor impact of 3%, mainly caused by the use of diesel for the trucks.

The installation stage of Allura Ease & Puzzle is negligible for all toxicity categories, as it is a loose lay product without the use of adhesive or tackifier.

The Use stage has a very small impact for all three impact categories. This is mainly due to the use of electricity and detergent for the cleaning of the floor. The cleaning regime used in the calculations is a worst case scenario which will be in practice almost always be lower.

Energy recovery from incineration and the respective energy substitution at the end of life results in a very small credit for Human toxicity (cancer) and Human toxicity (non-canc.). For Ecotoxicity there is a very small impact of 1%.



ENVIRONMENTAL PRODUCT DECLARATION



FLOORING SYSTEMS

Luxury Vinyl Tile – Allura Ease & Puzzle
Resilient Heterogeneous Vinyl Floor Covering

According to ISO 14025 and EN 15804

Interpretation main modules and flows

The interpretation of the main modules and flows contributing to the total impact in each category is presented in following figures and tables.

Figure 4: relative contribution of each process stage to each impact category for Allura Ease & Puzzle for a one year usage.



Table 15: Main modules and flows contributing to the total impact in each impact category for Allura Ease & Puzzle for a one year usage

Impact Category	Stage	Module	Main contributor	Main contributing flows
GWP	Production	Raw Material Extraction	18.6 kg CO ₂ -equiv. DOTP (4.0 kg CO ₂ -eq.) PVC (10.6 kg CO ₂ -eq.) Dolomite (1.5 kg CO ₂ -eq.)	Production : Inorganic emissions to air, Carbon dioxide
		Transport of Raw materials	0.08 kg CO ₂ -equiv. Means of transport (truck, container ship) and their fuels	
		Manufacturing	10.1 kg CO ₂ -equiv. 96% Thermal energy	
	Transport	Transport Gate to User	Means of transport (truck, container ship) and their fuels	Transport & Installation : Inorganic emissions to air, Carbon dioxide
	Installation	Installation	100% Disposal of PVC installation waste	
	Use	Use	Use	78% Electricity 20% Detergent



ENVIRONMENTAL PRODUCT DECLARATION



FLOORING SYSTEMS

Luxury Vinyl Tile – Allura Ease & Puzzle
Resilient Heterogeneous Vinyl Floor Covering

According to ISO 14025 and EN 15804

Impact Category	Stage	Module		Main contributor	Main contributing flows
	EOL	EOL		Incineration of post-consumer Allura Ease & Puzzle Energy substitution from incineration	EOL : Inorganic emissions to air, Carbon dioxide
ODP	Production	Raw Material Extraction	98%	83% DOTP	Production : Halogenated organic emissions to air, R11 (trichlorofluoromethane), R114 (Dichlorotetrafluorethane), R12 (Dichlorodifluoromethane)
		Transport of Raw materials	< 0.01%	Means of transport (truck, container ship) and their fuels	
		Manufacturing	2%	100% Paper and cardboard packaging	
	Transport	Transport Gate to User		Means of transport (truck, container ship) and their fuels	Transport & Installation : Halogenated organic emissions to air, R114 (Dichlorotetrafluorethane)
	Installation	Installation		100% Disposal of PVC installation waste	
	Use	Use		100% Detergent	Use : Halogenated organic emissions to air, R11 (trichlorofluoromethane), R114 (Dichlorotetrafluorethane), R12 (Dichlorodifluoromethane)
EOL	EOL		Incineration of post-consumer Allura Ease & Puzzle Energy substitution from incineration	EOL: Halogenated organic emissions to air, R22 (chlorodifluoromethane)	
AP	Production	Raw Material Extraction	90%	37% PVC 16% DOTP 22% TiO2 7% Glass fiber	Production : Inorganic emissions to air, NO _x and Sulphur dioxide Production : Inorganic emissions to fresh water, Hydrogen chloride
		Transport of Raw materials	<0.5%	Means of transport (truck, container ship) and their fuels	
		Manufacturing	10%	80% Thermal energy	
	Transport	Transport Gate to User		Means of transport (truck, container ship) and their fuels	Transport & Installation : Inorganic emissions to air, NO _x and Sulphur dioxide
	Installation	Installation		98% Disposal of PVC installation waste	
	Use	Use		82% Electricity 17% Detergent	Use : Inorganic emissions to air, NO _x and Sulphur dioxide
EOL	EOL		Incineration of post-consumer Allura Ease & Puzzle Energy substitution from incineration	EOL : Inorganic emissions to air, Hydrogen chloride, NO _x and Sulphur dioxide	
EP	Production	Raw Material Extraction	88%	33% Fat acid ester 35% PVC 11% DOTP	Production : Inorganic emissions to air, Ammonia, NO _x Production : Inorganic emissions to fresh water, Nitrate, Nitrogen
		Transport of Raw materials	1%	Means of transport (truck, container ship) and their fuels	
		Manufacturing	11%	82% Thermal energy	
	Transport	Transport Gate to User		Means of transport (truck, container ship) and their fuels	Transport & Installation : Inorganic emissions to air, NO _x Transport & Installation : Inorganic emissions to fresh water, Ammonium / ammonia, Nitrogen (Organic bound)
	Installation	Installation		98% Disposal of PVC installation waste	
	Use	Use		60% Electricity 20% Detergent 19% Waste water treatment	Use : Inorganic emissions to air, NO _x Use : Inorganic emissions to fresh water, Ammonium / ammonia, Nitrate
EOL	EOL		Incineration of post-consumer Allura Ease & Puzzle Energy substitution from incineration	EOL : Inorganic emissions to air, NO _x and Ammonia	
POCP	Production	Raw Material Extraction	87%	57% PVC 16% DOTP	Production : Inorganic emissions to air, Carbon monoxide, NO _x , Sulphur dioxide



ENVIRONMENTAL PRODUCT DECLARATION



FLOORING SYSTEMS

Luxury Vinyl Tile – Allura Ease & Puzzle
Resilient Heterogeneous Vinyl Floor Covering

According to ISO 14025 and EN 15804

Impact Category	Stage	Module		Main contributor	Main contributing flows
		Transport of Raw materials	1%	9% Glass fibers Means of transport (truck, container ship) and their fuels	Production : Halogenated organic emissions to air, Butane (n-butane), NMVOC (Unspecified), Propane, Methane
		Manufacturing	12%	97% Thermal energy	
		Transport	Transport Gate to User	Means of transport (truck, container ship) and their fuels	
	Installation	Installation	100% Disposal of PVC installation waste	Transport & Installation : Halogenated organic emissions to air, NMVOC (Unspecified),	
	Use	Use	72% electricity 27% Detergent	Use : Inorganic emissions to air, Sulphur dioxide, Nitrogen dioxide	
	EOL	EOL	Incineration of post-consumer Allura Ease & Puzzle Energy substitution from incineration	EOL : Inorganic emissions to air, Carbon monoxide , NO _x , Sulphur dioxide EOL : Organic emissions to air (Group VOC), NMVOC (Unspecified)	
ADPe	Production	Raw Material Extraction	98%	44% PVC 21% BaZn stabilizer 29% Glass fiber	Production : Nonrenewable resources, Colemanite ore, Sodium chloride (Rock salt) Production : Nonrenewable elements, Lead, Copper
		Transport of Raw materials	<0.1%	Means of transport (truck, container ship) and their fuels	
		Manufacturing	2%	62% Electricity 24% Thermal energy	
	Transport	Transport Gate to User	Means of transport (truck, container ship) and their fuels	Transport & Installation : Nonrenewable resources, Sodium chloride (rock salt)	
	Installation	Installation	98% Disposal of PVC installation waste	Transport & Installation : Nonrenewable elements, Lead, Silver, Copper	
	Use	Use	69% Electricity 28% Detergent	Use : Nonrenewable resources, Sodium chloride (Rock salt) Use : Nonrenewable elements, Copper	
EOL	EOL	Incineration of post-consumer Allura Ease & Puzzle Energy substitution from incineration	EOL : Nonrenewable resources, Magnesium chloride leach (40%)		
ADPf	Production	Raw Material Extraction	70%	60% PVC 26% DOTP	Production : Crude oil resource, Crude oil (in MJ) Production : Natural gas (resource), Natural gas (in MJ)
		Transport of Raw materials	<0.2%	Means of transport (truck, container ship) and their fuels	
		Manufacturing	30%	99% Thermal energy	
	Transport	Transport Gate to User	Means of transport (truck, container ship) and their fuels	Transport & Installation : Crude oil (resource)	
	Installation	Installation	87% Disposal of PVC installation waste	Transport & Installation : Natural gas (resource),	
	Use	Use	69% electricity 30% Detergent	Use : Hard coal (resource), Natural gas (resource), Hard coal (resource)	
EOL	EOL	Incineration of post-consumer Allura Ease & Puzzle Energy substitution from incineration	EOL : Hard coal (resource), Natural gas (resource), Lignite (resource), Crude oil (resource)		
Eco toxicity	Production	Raw Material Extraction	88%	84% PVC 9% DOTP	Production : Hydrocarbons to fresh water, Phenol (hydroxy benzene), Anthracene, Benzene, Toluene (Methyl benzene) Production : Pesticides to fresh water, Alachlor
		Transport of Raw materials	1%	Means of transport (truck, container ship) and their fuels	
		Manufacturing	11%	78% Thermal energy 18% Paper and cardboard packaging	
	Transport	Transport Gate to User	Means of transport (truck, container ship) and their fuels	Transport & installation : Hydrocarbons to fresh water, Phenol (hydroxy benzene),	



ENVIRONMENTAL PRODUCT DECLARATION



FLOORING SYSTEMS

Luxury Vinyl Tile – Allura Ease & Puzzle
Resilient Heterogeneous Vinyl Floor Covering

According to ISO 14025 and EN 15804

Impact Category	Stage	Module		Main contributor	Main contributing flows
	Installation	Installation		78% Disposal of PVC installation waste	Anthracene, Benzene, Toluene (Methyl benzene), Methanol Transport & installation : Pesticides to fresh water, Alachlor
	Use	Use		11% Detergent 88% Electricity	Use : Hydrocarbons to fresh water, Phenol (hydroxy benzene), Anthracene, Benzene, Toluene (Methyl benzene) Use : Pesticides to fresh water, Alachlor
	EOL	EOL		Incineration of post-consumer Allura Ease & Puzzle Energy substitution from incineration	EOL : Hydrocarbons to fresh water, Phenol (hydroxy benzene), Anthracene, Benzene, Toluene (Methyl benzene) EOL : Pesticides to fresh water, Alachlor
Human toxicity, cancer	Production	Raw Material Extraction	61%	96% PVC	Production : Organic emissions to air (Group VOC), Vinyl chloride (VCM; chloroethene), Formaldehyde (Methanal)
		Transport of Raw materials	< 0.1%	Means of transport (truck, container ship) and their fuels	
		Manufacturing	39%	47% Thermal energy 53% Electricity	
	Transport	Transport Gate to User		Means of transport (truck, container ship) and their fuels	Transport & Installation : Organic emissions to air (Group VOC), Formaldehyde (Methanal)
	Installation	Installation		99% Disposal of PVC installation waste	
	Use	Use		94% Electricity	Use : Organic emissions to air (Group VOC), Formaldehyde (Methanal)
EOL	EOL		Incineration of post-consumer Allura Ease & Puzzle Energy substitution from incineration	EOL : Organic emissions to air (Group VOC), Formaldehyde (Methanal)	
Human toxicity, non canc.	Production	Raw Material Extraction	99%	98% PVC	Production : Organic emissions to air (Group VOC), Vinyl chloride (VCM; chloroethene), Formaldehyde (Methanal) Production : Halogenated organic emissions to fresh water, Vinyl chloride (VCM; chloroethene)
		Transport of Raw materials	< 0.01%	Means of transport (truck, container ship) and their fuels	
		Manufacturing	1%	98% Thermal energy	
	Transport	Transport Gate to User		Means of transport (truck, container ship) and their fuels	Transport & Installation : Organic emissions to air (Group VOC), Formaldehyde (Methanal), Methyl Methacrylate (MMA)
	Installation	Installation		94% Disposal of PVC installation waste	
	Use	Use		76% electricity 24% detergent	Use : Organic emissions to air (Group VOC), Formaldehyde (Methanal), Xylene (dimethyl benzene)
	EOL	EOL		Incineration of post-consumer Allura Ease & Puzzle Energy substitution from incineration	EOL : Organic emissions to air (Group VOC), Formaldehyde (Methanal)





Description of Selected Impact Categories

Abiotic Depletion Potential

The abiotic depletion potential covers all natural resources such as metal containing ores, crude oil and mineral raw materials. Abiotic resources include all raw materials from non-living resources that are non-renewable. This impact category describes the reduction of the global amount of non-renewable raw materials. Non-renewable means a time frame of at least 500 years. This impact category covers an evaluation of the availability of natural elements in general, as well as the availability of fossil energy carriers.

ADP (elements) describes the quantity of non-energetic resources directly withdrawn from the geosphere. It reflects the scarcity of the materials in the geosphere and is expressed in Antimony equivalents. The characterization factors are published by the CML, Oers 2010.

Are fossil energy carriers included in the impact category, it is ADP (fossil). Fossil fuels are used similarly to the primary energy consumption; the unit is therefore also MJ. In contrast to the primary fossil energy ADP fossil does not contain uranium, because this does not count as a fossil fuel.

Primary energy consumption

Primary energy demand is often difficult to determine due to the various types of energy source. Primary energy demand is the quantity of energy directly withdrawn from the hydrosphere, atmosphere or geosphere or energy source without any anthropogenic change. For fossil fuels and uranium, this would be the amount of resource withdrawn expressed in its energy equivalent (i.e. the energy content of the raw material). For renewable resources, the energy-characterized amount of biomass consumed would be described. For hydropower, it would be based on the amount of energy that is gained from the change in the potential energy of water (i.e. from the height difference). As aggregated values, the following primary energies are designated:

The total **“Primary energy consumption non-renewable”**, given in MJ, essentially characterizes the gain from the energy sources natural gas, crude oil, lignite, coal and uranium. Natural gas and crude oil will both be used for energy production and as material constituents e.g. in plastics. Coal will primarily be used for energy production. Uranium will only be used for electricity production in nuclear power stations.

The total **“Primary energy consumption renewable”**, given in MJ, is generally accounted separately and comprises hydropower, wind power, solar energy and biomass. It is important that the end energy (e.g. 1 kWh of electricity) and the primary energy used are not miscalculated with each other; otherwise the efficiency for production or supply of the end energy will not be accounted for. The energy content of the manufactured products will be considered as feedstock energy content. It will be characterized by the net calorific value of the product. It represents the still usable energy content.

Waste categories

There are various different qualities of waste. For example, waste can be classed according to German and European waste directives. The modeling principles have changed with the last GaBi4 database update in October 2006. Now all LCA data sets (electricity generation, raw material etc.) already contain the treatment of the waste with very low waste output at the end of the stage. So the amount of waste is predominantly caused by foreground processes during the



ENVIRONMENTAL PRODUCT DECLARATION



FLOORING SYSTEMS

Luxury Vinyl Tile – Allura Ease & Puzzle
Resilient Heterogeneous Vinyl Floor Covering

According to ISO 14025 and EN 15804

production phase. This is important for the interpretation of waste amounts.

From a balancing point of view, it makes sense to divide waste into three categories. The categories overburden/tailings, industrial waste for municipal disposal and hazardous waste will be used.

Overburden / tailings in kg: This category consists of the layer which must be removed in order to access raw material extraction, ash and other raw material extraction conditional materials for disposal. Also included in this category are tailings such as inert rock, slag, red mud etc.

Industrial waste for municipal disposal in kg: This term contains the aggregated values of industrial waste for municipal waste according to 3. AbfVwV TA SiedIABf.

Hazardous waste in kg: This category includes materials that will be treated in a hazardous waste incinerator or hazardous waste landfill, such as painting sludge's, galvanic sludge's, filter dusts or other solid or liquid hazardous waste and radioactive waste from the operation of nuclear power plants and fuel rod production.

Global Warming Potential (GWP)

The mechanism of the greenhouse effect can be observed on a small scale, as the name suggests, in a greenhouse. These effects are also occurring on a global scale. The occurring short-wave radiation from the sun comes into contact with the earth's surface and is partly absorbed (leading to direct warming) and partly reflected as infrared radiation. The reflected part is absorbed by so-called greenhouse gases in the troposphere and is re-radiated in all directions, including back to earth. This results in a warming effect on the earth's surface.

In addition to the natural mechanism, the greenhouse effect is enhanced by human activities. Greenhouse gases that are considered to be caused, or increased, anthropogenically are, for example, carbon dioxide, methane and CFCs. *Figure A1* shows the main processes of the anthropogenic greenhouse effect. An analysis of the greenhouse effect should consider the possible long term global effects.

The global warming potential is calculated in carbon dioxide equivalents (CO₂-Eq.). This means that the greenhouse potential of an emission is given in relation to CO₂. Since the residence time of the gases in the atmosphere is incorporated into the calculation, a time range for the assessment must also be specified. A period of 100 years is customary.

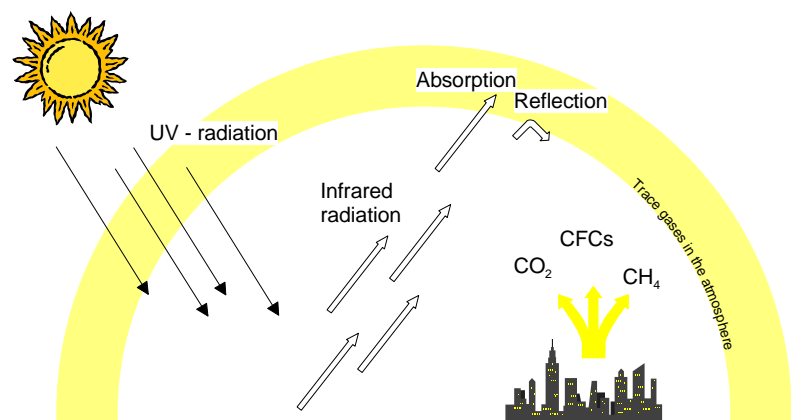


Figure A1: Greenhouse effect (KREISSIG 1999)

Acidification Potential (AP)

The acidification of soils and waters predominantly occurs through the transformation of air pollutants into acids. This



ENVIRONMENTAL PRODUCT DECLARATION



FLOORING SYSTEMS

Luxury Vinyl Tile – Allura Ease & Puzzle
Resilient Heterogeneous Vinyl Floor Covering

According to ISO 14025 and EN 15804

leads to a decrease in the pH-value of rainwater and fog from 5.6 to 4 and below. Sulphur dioxide and nitrogen oxide and their respective acids (H_2SO_4 and HNO_3) produce relevant contributions. This damages ecosystems, whereby forest dieback is the most well-known impact.

Acidification has direct and indirect damaging effects (such as nutrients being elutriated from soils or an increased solubility of metals into soils). But even buildings and building materials can be damaged. Examples include metals and natural stones which are corroded or disintegrated at an increased rate.

When analyzing acidification, it should be considered that although it is a global problem, the regional effects of acidification can vary. *Figure A2* displays the primary impact pathways of acidification.

The acidification potential is given in sulphur dioxide equivalents (SO_2 -Eq.). The acidification potential is described as the ability of certain substances to build and release H^+ - ions. Certain emissions can also be considered to have an acidification potential, if the given S-, N- and halogen atoms are set in proportion to the molecular mass of the emission. The reference substance is sulphur dioxide.

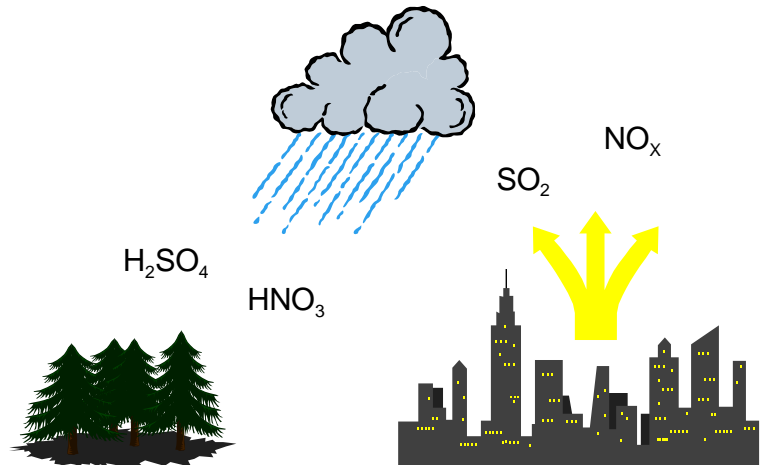


Figure A2: Acidification Potential (KREISSIG 1999)

Eutrophication Potential (EP)

Eutrophication is the enrichment of nutrients in a certain place. Eutrophication can be aquatic or terrestrial. Air pollutants, waste water and fertilization in agriculture all contribute to eutrophication.

The result in water is an accelerated algae growth, which in turn, prevents sunlight from reaching the lower depths. This leads to a decrease in photosynthesis and less oxygen production. In addition, oxygen is needed for the decomposition of dead algae. Both effects cause a decreased oxygen concentration in the water, which can eventually lead to fish dying and to anaerobic decomposition (decomposition without the presence of oxygen). Hydrogen sulphide and methane are thereby produced. This can lead, among others, to the destruction of the eco-system.

On eutrophicated soils, an increased susceptibility of plants to diseases and pests is often observed, as is a degradation of plant stability. If the nitrification level exceeds the amounts of nitrogen necessary for a maximum harvest, it can lead to an enrichment of nitrate. This can cause, by means of leaching, increased nitrate content in groundwater. Nitrate also ends up in drinking water.

Nitrate at low levels is harmless from a toxicological point of view. However, nitrite, a reaction product of nitrate, is toxic to humans. The causes of eutrophication are displayed in Figure A3. The eutrophication potential is calculated in phosphate equivalents (PO₄-Eq). As with acidification potential, it's important to remember that the effects of eutrophication potential differ regionally.

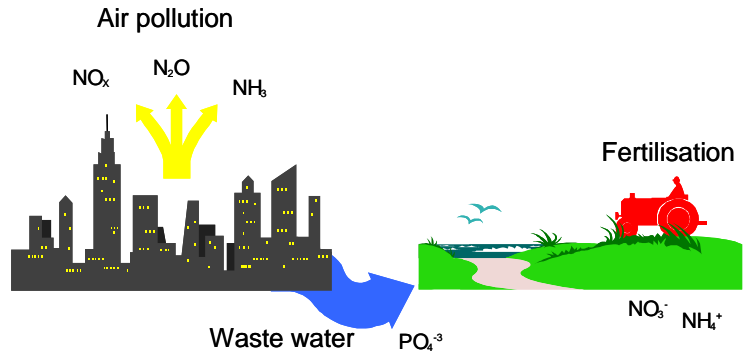


Figure A3: Eutrophication Potential (KREISSIG 1999)

Photochemical Ozone Creation Potential (POCP)

Despite playing a protective role in the stratosphere, at ground-level ozone is classified as a damaging trace gas. Photochemical ozone production in the troposphere, also known as summer smog, is suspected to damage vegetation and material. High concentrations of ozone are toxic to humans.

Radiation from the sun and the presence of nitrogen oxides and hydrocarbons incur complex chemical reactions, producing aggressive reaction products, one of which is ozone. Nitrogen oxides alone do not cause high ozone concentration levels. Hydrocarbon emissions occur from incomplete combustion, in conjunction with petrol (storage, turnover, refueling etc.) or from solvents. High concentrations of ozone arise when the temperature is high, humidity is low, when air is relatively static and when there are high concentrations of hydrocarbons. Today it is assumed that the existence of NO and CO reduces the accumulated ozone to NO_2 , CO_2 and O_2 . This means, that high concentrations of ozone do not often occur near hydrocarbon emission sources. Higher ozone concentrations more commonly arise in areas of clean air, such as forests, where there is less NO and CO (Figure A4).

In Life Cycle Assessments, photochemical ozone creation potential (POCP) is referred to in ethylene-equivalents (C_2H_4 -Äq.). When analyzing, it's important to remember that the actual ozone concentration is strongly influenced by the weather and by the characteristics of the local conditions.

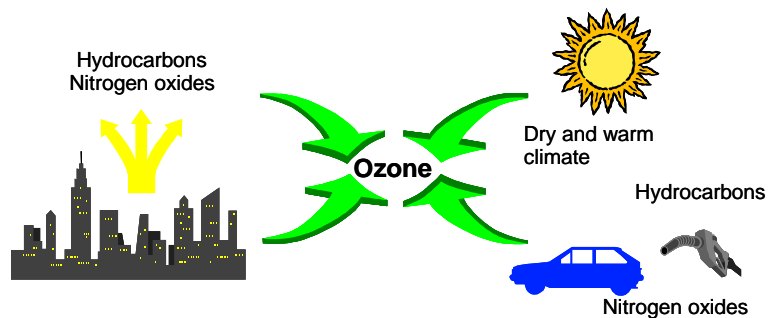


Figure A4: Photochemical Ozone Creation Potential

Ozone Depletion Potential (ODP)

Ozone is created in the stratosphere by the disassociation of oxygen atoms that are exposed to short-wave UV-light. This leads to the formation of the so-called ozone layer in the stratosphere (15 - 50 km high). About 10 % of this ozone reaches the troposphere through mixing processes. In spite of its minimal concentration, the ozone layer is essential for life on earth. Ozone absorbs the short-wave UV-radiation and releases it in longer wavelengths. As a result, only a

small part of the UV-radiation reaches the earth.

Anthropogenic emissions deplete ozone. This is well-known from reports on the hole in the ozone layer. The hole is currently confined to the region above Antarctica, however another ozone depletion can be identified, albeit not to the same extent, over the mid-latitudes (e.g. Europe). The substances which have a depleting effect on the ozone can essentially be divided into two groups; the fluorine-chlorine-hydrocarbons (CFCs) and the nitrogen oxides (NOX).

Figure A5 depicts the procedure of ozone depletion.

One effect of ozone depletion is the warming of the earth's surface. The sensitivity of humans, animals and plants to UV-B and UV-A radiation is of particular importance. Possible effects are changes in growth or a decrease in harvest crops (disruption of photosynthesis), indications of tumors (skin cancer and eye diseases) and decrease of sea plankton, which would strongly affect the food chain. In calculating the ozone depletion potential, the anthropogenically released halogenated hydrocarbons, which can destroy many ozone molecules, are recorded first. The so-called Ozone Depletion Potential (ODP) results from the calculation of the potential of different ozone relevant substances.

This is done by calculating, first of all, a scenario for a fixed quantity of emissions of a CFC reference (CFC 11). This results in an equilibrium state of total ozone reduction. The same scenario is considered for each substance under study whereby CFC 11 is replaced by the quantity of the substance. This leads to the ozone depletion potential for each respective substance, which is given in CFC 11 equivalents. An evaluation of the ozone depletion potential should take the long term, global and partly irreversible effects into consideration.

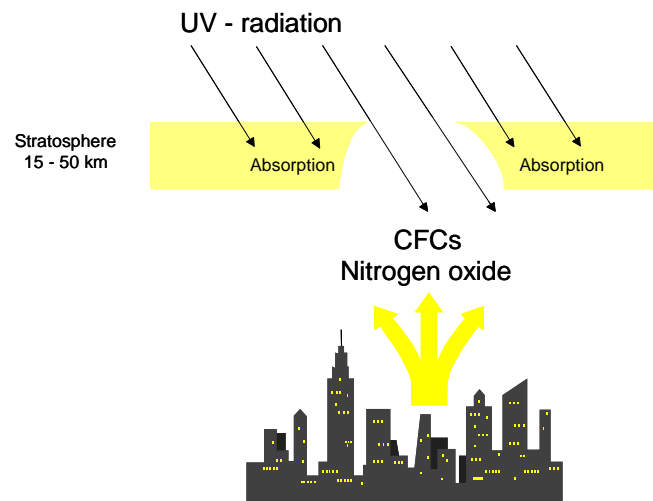


Figure A5: Ozone Depletion Potential (KREISSIG 1999)

ENVIRONMENTAL PRODUCT DECLARATION



FLOORING SYSTEMS

Luxury Vinyl Tile – Allura Ease & Puzzle
Resilient Heterogeneous Vinyl Floor Covering

According to ISO 14025 and EN 15804

References

GABI 9 2012	SPHERA; GaBi 9: Software-System and Database for Life Cycle Engineering. Copyright, TM. Stuttgart, Echterdingen, 1992-2017.
GABI 9 2012D	GaBi 9: Documentation of GaBi 9: Software-System and Database for Life Cycle Engineering. Copyright, TM. Stuttgart, Echterdingen, 1992-2017. http://documentation.gabi-software.com/
UL ENVIRONMENT	UL Environment's Program Operator Rules
PE 2012 ILCD Handbook: General guide for Life Cycle Assessment - Detailed guidance	Description of Selected Impact Categories, Sphera, 2012 European Commission-Joint Research Centre - Institute for Environment and Sustainability: International Reference Life Cycle Data System (ILCD) Handbook- Recommendations for Life Cycle Impact Assessment in the European context. First edition November 2011. EUR 24571 EN. Luxemburg. Publications Office of the European Union; 2011
STANDARDS AND LAWS	
DIN EN ISO 14044	Environmental management - Life cycle assessment - Requirements and guidelines (ISO 14044:2006); German and English version EN ISO 14044
ISO 14025 2006	DIN EN ISO 14025: Environmental labels and declarations — Type III environmental declarations — Principles and procedures
ISO 14040 2006	Environmental management - Life cycle assessment - Principles and framework (ISO 14040); German and English version EN ISO 14040
CEN/TR 15941	Sustainability of construction works - Environmental product declarations - Methodology for selection and use of generic data; German version CEN/TR 15941
EN 16810	Resilient, textile and laminate floor coverings - Environmental product declarations - Product category rules
EN 15804_2012+A1_2013	EN 15804: Sustainability of construction works — Environmental Product Declarations — Core rules for the product category of construction products
CPR	REGULATION (EU) No 305/2011 OF THE EUROPEAN PARLIAMENT AND OF THE COUNCIL of 9 March 2011 laying down harmonized conditions for the marketing of construction products and repealing Council Directive 89/106/EEC
EN-ISO 10874 EN-ISO 10582	Resilient, textile and laminate floor coverings – Classification Resilient floor coverings – Heterogeneous poly(vinyl chloride) floor covering- Specification

