

eurocol

717

the strong connection



EUROFINE WT

Universal, flexible and waterproof grout material with a fine structure for grouting ceramic wall and floor tiles, natural stone and glass mosaic. In a joint width of 2 - 10 mm. Applicable to almost all well-constructed constructions, such as cement and plaster-like surfaces, sheet material, floor and wall heating in indoor and outdoor applications. Very suitable choice in combination with tile leveling systems (TLS). Thanks to EMICODE EC 1PLUS (very low emissions) also suitable for BREEAM projects.

PRODUCT TYPING

Base	Cement-powder with additives and a high synthetic binder content, to be mixed with water.
Color	White, créme, manhattan-grey, silver-grey, jasmin, beige, buxy, grey, rRstic, Elegant, Vintage, Lightgrey, Graphite. and anthracite. Due to contamination, we do not recommend light-colored joints for floors and outdoor situations.
Consistency	After mixing a smooth and homogeneous mixture.

- Emicode EC 1PLUS
- Very low emission
- Watertight
- Flexible
- Gains a fine structured joint
- Very suitable choice in combination with tile leveling systems (TLS)
- For in- and outdoor use
- For wall and floor tiles
- Suitable for almost all subfloors
- Joint width from 2 to 10 mm

PROPERTIES

Classification	Complies with CG2W Ar according to NEN EN 13888. Improved cement-based grouting cement with a reduced water absorption and increased wear resistance. GEV Emicode EC 1PLUS (very low emissions) tested in accordance with EN 13999-2/4. Suitable for BREEAM-projects.
Colour palette	The colour on the packaging, color sticks and colour key is an indication! The prepared mortar can have an other colour. In doubt always make a test. Since at the same time a number of factors may affect adversely the colour, Forbo Eurocol takes no responsibility for colour deviations. When using several packaging always use the same charge number.
Cleaning resistance	717 Eurofine WT is resistant against domestic cleaners with a pH-value of 7 or higher.
Consumption	600-2.500 g/m ² , depending on the size of the tile, joint width and depth. The following formula will enable you to calculate the required quantity of grouting cement per m ² : joint width (mm) x joint depth (mm) x joint length per m ² (m) x specific weight (1.7) x extra expenditure factor (1.5) =g/m ² .

APPLICATION

717 EUROFINEWD

- Multi-purpose grouting cement for the flexible and watertight jointing of ceramic wall and floor tiles, as well as natural stone and glass mosaics in a joint width to 2-10 mm, on almost all subfloors, e.g. sheet material, gypsum-based subfloors, underfloor and wall heating etc.
- Not suitable as an acid- and heat-resistant grouting material.
- For these applications and when wooden floors are directly affected by shower water, we recommend 716 Eurodur HP or 703 adhesive and spout Epoxy.

PROCESSING

Storage	Store cool and dry in unopened packaging.
Mixing ratio	5 kg 717 Eurofine WT to approx. 1-1.2 litres of water. PLEASE NOTE NEW PACKAGING: 4 kg 717 Eurofine WT in approx. 0.8 – 1 liter of water.
Curing	Depending on the temperature and subfloor, the hardening to a low tension and somewhat flexible joint takes place within 1-2 days. During the curing of the joint, the temperature must remain above 5 °C during the day and at night.
Processing time	At a temperature of approx. 20 °C apply the mixed grouting cement within 60 minutes. Higher temperatures will abbreviate the working time. Lower temperatures will lengthen this. Process dark colors within 35 minutes.
Waiting time	After mixing with water wait for a few minutes, stir once again and apply the mixture into the joints.
Shelf Life	12 Months, in unopened packaging. After use close the open packaging well.
Application temperature	From 5° to 25 °C (temperature of the surrounding as well as the subfloor). Low temperatures slow down the setting.

* The stated values are laboratory values which, given the large variation in climatological conditions, subfloor compositions and layer thicknesses, are only guideline values.

Instruction manual:

- For an optimal grouting of the tiles, the joints must be free from adhesive and/or mortar residues. In order to avoid discoloration of the joint as much as possible, the subfloor e.g. mortar or adhesive must be sufficiently dry when grouting takes place.
- Remains of the grout product can adhere to porous or matt tiles and plates. Test joints are therefore necessary on these tiles
- Tiles fixed with adhesive can be grouted after approx. 24-48 hours. Wall tiles fixed in the mortar can be grouted after minimum 4 days. Floor tiles fixed in the mortar can be grouted immediately. Following these regulations, drying of the joints will take place equally.
- For a good quality of the joint the water/powder ratio is very important. Add 5 kg 717 Eurofine WT to approx. 1-1.2 litres of cool and clean tap water **NOTE: use approx. 0.8 – 1 liter of cool and clean tap water with the new packaging (4 kg)** and stir the mortar for approx. 1 minute, by using an electric stirrer (approx. 600 rpm), to a smooth and homogenous mixture. After stirring wait for a few minutes and stir once again. This gains an optimal application and an extended potlife.
- Apply the mortar within 60 minutes fully into the joints with a grouting trowel. Remove excess material immediately. Do not add extra water! Mixing without water is permitted.
- After grouting wait until the joint will turn somewhat dull. Depending on the circumstances (temperature, relative humidity, type of tile and subfloor) this takes place in 15 to 45 minutes. The joint should be sufficiently dry otherwise the joint will be washed out (Tip: when no mortar is left on your finger after touching the material with a fingertip, the joint is ready for sponging).
- If you have any doubts about the cleaning of the tile or the adhesion of the grout on, for example, strongly profiled or anti-slip tiles, first conduct a test.
- Moisten the entire tile work with a rotating movement with a light moist sponge blade and wait for approx. 1 minute. Through this the residual cement haze can easily be removed from the tile work. When using a sponge bin and sponge blade, roll this thoroughly.
- Finish tight with the sponge, first sponge the tiles diagonal and next parallel to the joint. Make sure every joint is touched. Thereafter clean the tile work diagonal with a clean, light moist sponge.
- When dry use a clean and dry cloth for the finishing polish. For an optimal strength prevent accelerated drying of the mortar (through warmth, draught, high absorption etc.) by wetting the joints once or several times within 24 hours.
- After grouting wait at least 24 hours before walking on the floor.

MAINTENANCE

Taking care of the grouting:

For cleaning grouts and to remove any mould use a mould removal product. These products have a chlorine/bleach base and are especially suitable for the use concerned. Cleaning products with a chlorine/bleach base have a pH value of 7 (neutral) or more. These products will not harm the grouting. Some cleaning products, such as green soap, always leave a greasy film to which dirt can easily adhere. These products are also not suitable.

Removing limescale:

Limescale can form on tiles and on the surface of sanitary fittings in regions where the tap water is hard. Almost all limescale removal products are acidic products and have a pH value which is too low. These products will harm cement-bound grouting every time it is

717 EUROFINEWD

cleaned. Even when diluted, the pH value of these products is still too low. The level of a liquid's acidity is indicated by a pH value of between 0 - 14. Liquids with a neutral level of acidity (such as tap water) have a pH value of 7. Contact the manufacturer if the pH value of the cleaning product is not stated on the packaging.

Forbo Eurocol Nederland B.V. recommends the following when cleaning tiles:

- Only use a cleaning product in the places where limescale and other dirt is visible on the tiles and the grouting. Wet the tiles and the grouting thoroughly before applying the cleaning product. The cleaning product will then not penetrate so deeply into the grouting.
- Rub the tiles clean, preferably using a non-acidic cleaning product. Work according to the guidelines of the manufacturer!
- After cleaning the tiles, rinse them thoroughly with tap water and dry them with a cloth.

QUALITY AND GUARANTEE



ENVIRONMENT AND HEALTH

Safety and environment Safety data sheets of Forbo Eurocol products according to EEG-guideline 91/155.

MSDS

For extensive information about safety and environment we refer to our website www.eurocol.nl.

Environment and health

- Environmental Product Declaration/Environmental Product Declaration EPD-DBC-20220217-IBF1-EN.
- Tested for emissions of volatile organic compounds and has tested EMICODE EC 1PLUS in accordance with EN 13999-2/4.
- Meets the criteria of BREEAM-NL HEA 9 Volatile Organic Compounds; promoting healthy and good indoor air quality because the construction and finishing materials used cause low emissions of harmful volatile organic compounds and other harmful substances. Suitable for BREEAM new construction and renovation.

ITEM DATA


Article	Definition	Packaging	EAN-code	Min. order	
717	Eurofine WT	5x4 kg box	NB	New packaging	
	grey				8 710345 717175
	white				8 710345 717199
	Manhattan grey				8 710345 717854
	silver grey				8 710345 717678
	beige				8 710345 717298
	Jasmin				8 710345 717755
	anthracite				8 710345 717274
	Buxy				8 710345 717472
	cream				8 710345 717496
	Vintage				8 710345 717953
	Lightgrey				8 710345 717977
	Rustic				8 710345 717892
	Elegant				8 710345 717939
Graphite	8 710345 717991				
717	Eurofine WT	4 kg box	NB	5 pieces	
	grey				8 710345 717168
	white				8 710345 717182
	Manhattan grey				8 710345 717847
silver grey	8 710345 717861				

717 EUROFINEWD

	beige		8 710345 717281	
	Jasmin		8 710345 717748	
	anthracite		8 710345 717267	
	Buxy		8 710345 717465	
	cream		8 710345 717489	
	Vintage		8 710345 717946	
	Lightgrey		8 710345 717960	
	Rustic		8 710345 717885	
	Elegant		8 710345 717922	
	Graphite		8 710345 717984	
717	Eurofine WT	5x5 kg box		
	grey		8 710345 717144	
	white		8 710345 717304	
	Manhattan grey		8 710345 717816	
	silver grey		8 710345 717335	
	beige		8 710345 717618	
	Jasmin		8 710345 717717	
	anthracite		8 710345 717229	
	Buxy		8 710345 717151	
	cream		8 710345 717595	
	Vintage		8 710345 717373	
	Lightgrey		8 710345 717380	
	Rustic		8 710345 717359	
	Elegant		8 710345 717366	
	Graphite		8 710345 717397	
717	Eurofine WT	5 kg box		5 pieces
	grey		8 710345 717403	
	white		8 710345 717038	
	Manhattan grey		8 710345 717083	
	silver grey		8 710345 717045	
	beige		8 710345 717915	
	Jasmin		8 710345 717076	
	anthracite		8 710345 717328	
	Buxy		8 710345 717250	
	cream		8 710345 717526	
	Vintage		8 710345 717434	
	Lightgrey		8 710345 717441	
	Rustic		8 710345 717410	
	Elegant		8 710345 717427	
	Graphite		8 710345 717052	

The 717 Eurofine WT is available in the colours:

White:



Cream:

717 EUROFINEWD



Silver grey:



Manhattan grey:




Grey:




Anthracite:



Jasmin:



Beige:



Buxy:




Elegant:

717 EUROFINEWD






Rustic:



Lightgrey:



Vintage:



Graphite:



717 EUROFINEWD

