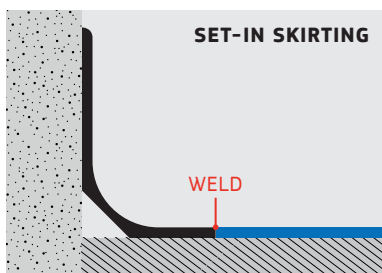
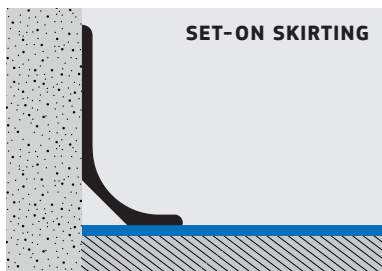


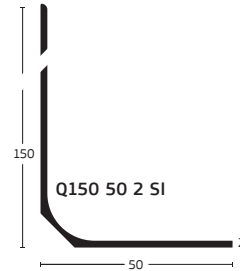
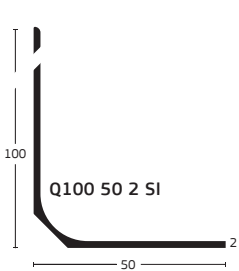
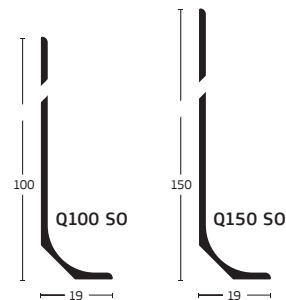
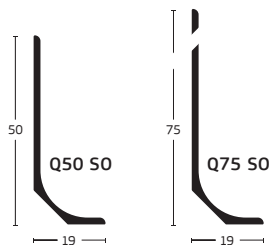
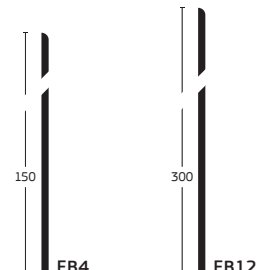
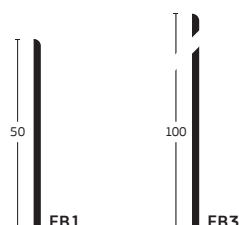
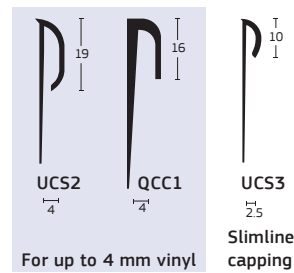
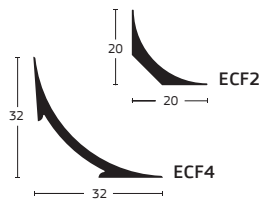


SKIRTING OPTIONS – all you need to know

FITTING Style



PRODUCT CODE



SHAPES


The Cove Former is installed at the junction between the wall and the floor, as a hidden curved support. The Capping Strip is installed where the floorcovering ends, providing a neat and sealed finish to the installation.

Flat Skirtings can be applied before or after the floorcovering is laid. Suitable for use as buffer strips, wall protection, plinth and stage bases, stair stringers etc.

These skirtings are applied after the floorcovering is laid, as the foot of the skirting is not glued to, but sits on top of the floorcovering beneath, allowing a loose lay floor to move.

These skirtings are fitted before the floorcovering is laid so that they can be sealed or seam welded flush with it. Creating a watertight wall connection, like the Cap&Cove but with a colour change. The foot thickness can be 2.0, 2.5 or 3.2 mm depending on floor covering.

PCV COLOURS



WELD ROD

