

A photograph of an elderly care facility. In the foreground, a man in a blue jacket sits in a red armchair, and another man in a wheelchair sits next to him. They are at a long wooden table with a coffee service. In the background, other residents are seated at similar tables, some in wheelchairs. The room has large windows and a potted plant.

# DSDC ACCREDITED PRODUCTS

Age inclusive design and Forbo Flooring

creating better environments

**forbo**

FLOORING SYSTEMS





# CONTENTS

Introduction to DSDC	4
Dementia friendly flooring selection guidelines	5
Do's	6
Do – Dark floors	7
Do – Mid tone floors	9
Do – Light floors	10
Don'ts	11
Don't – wall and floor too close	12
Don't – shiny trim, floor and wall	13
Don't – with aluminium trim	14
Do – without trim	14
Don't – Floor contrasts	15
Summary – Do's	16
Summary – Don'ts	17
Tile Formats	18
Installation design considerations	18
DSDC accredited products	19
DSDC rating system	20
Online product finder	21
Bespoke Design Service	22
DSDC Audit Certificate	23



## INTRODUCTION TO DSDC WHO THEY ARE, WHAT THEY DO

As age-related changes and impairments can often make it more difficult for people to understand and navigate a building, Forbo Flooring Systems has partnered with The University of Stirling's Dementia Services Development Centre (DSDC) to review over 1000 floor finishes; assessing their suitability for use in dementia-friendly environments.

DSDC is an international centre of knowledge and expertise dedicated to improving the lives of people with dementia. They have drawn on research and practice from across the world, for over 25 years, to provide a comprehensive, up-to-date resource on all aspects of dementia.

## DEMENTIA FRIENDLY FLOORING SELECTION GUIDELINES

- Tonal contrast is critical for materials to be seen against each other
- Both DSDC and BS8300:2009 recommend a difference of **30 degrees of LRV** between critical surfaces such as floors to walls and doors to walls
- Adjoining flooring should be tonally similar to reduce the risk of falls
- Flooring LRVs should be within **8** degrees of each other (less is better) **and no more than 10 degrees**
- Transition strips should match the tones of both surfaces with an ideal difference of **no more than 3 degrees** of LRV step difference
- It is recommended that skirtings contrast with both the wall and the door where possible


## DO'S

- Develop one tonally continuous flooring surface
- Aim to reduce impact sound
- Avoid sensory overload
- Avoid sparkle & pattern
- Opt for matt finishes
- Provide good tonal transition between floors

## DO – DARK FLOORS 0 – 10 LRV



It is not always possible to achieve 30 degrees of contrast between walls, skirting and floors. When this is the case, it is essential that optimum contrast is achieved between the two critical planes; the floor and wall.




# DO – DARK FLOORS

0 – 10 LRV



Where it is possible to abut flooring without a transitional strip, this is preferred, as this will reduce the number of interfaces to be coordinated. However, ensure the flooring is level; floor thicknesses can vary.




# DO – MID TONE FLOORS

11 – 40 LRV



Adjoining flooring should not contrast more than 10 degrees of light reflectance value. In this example there are 9 degrees of contrast between the two floors.



## DO – LIGHT FLOORS

41 – 60 LRV



## DON'TS

- Don't use patterned floors
- Don't use sparkly floors (perceived as a wet surface / slip risk)
- Don't use flecked floors (may be perceived as something to pick up)
- Don't use logos or brands (perceived as an obstacle)
- Don't use any flooring with a high gloss or shiny finish (also perceived as being slippery)
- Don't use aluminium or brass reflective trims or transitions (could cause high-stepping)





## DON'T FLOOR CONTRAST TOO HIGH



The contrast between the adjoining flooring is too great and the dark strip also contrasts too much. This could be perceived as a step and result in high-stepping.



## DON'T SHINY TRIM, FLOOR & WALL




Highly reflective trims create glare. The ageing eye is more sensitive to glare and often, the glare from the strip can be perceived as a step, resulting in high-stepping. For some people with dementia, the highly reflective strip can deter the person from passing.



**DON'T** (WITH ALUMINIUM TRIM)  
**DO** (WITHOUT TRIM)




**DON'T**  
FLOOR CONTRAST TOO HIGH






# SUMMARY – DO’S



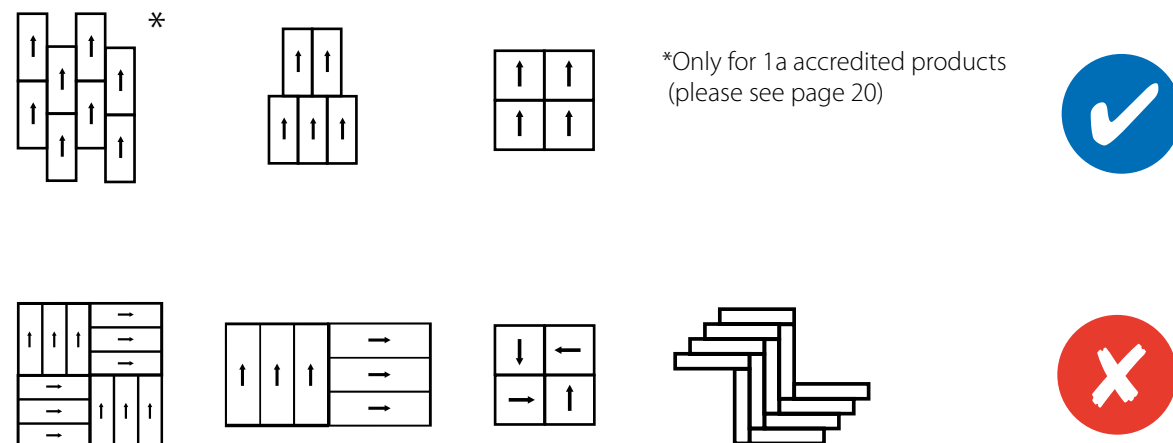
# SUMMARY – DON'TS



## TILE FORMATS

- Tile format may be used with caution in areas where an impervious flooring is not required.
- Carpet tiles should not be tessellated (this creates a patterned effect/visual disturbance)
- Do not use tile products in wet areas

## INSTALLATION DESIGN CONSIDERATIONS



For more information visit [www.forbo-flooring.com.au/FAQs](http://www.forbo-flooring.com.au/FAQs)

## DSDC ACCREDITED PRODUCTS



The Dementia Services Development centre at the University of Stirling has undertaken a review of this product and has rated its design in relation to dementia design principles and its usability within a dementia-inclusive environment. For ease of identification, the suitability of the product is classified by a number with corresponding explanation of use, within the key ratings provided.

The DSDC Accredited product logo is awarded on the merit of the individual product and colourway. This accreditation does not merit the final application. Whilst every endeavour has been made to ensure the ratings are reflective of the product's suitability and applied use at the time of print, DSDC cannot be held responsible for the application of the final product, its performance or its interface with other products or finishes. For an environment to be considered 'dementia-inclusive' or 'dementia-friendly', careful consideration must be given to the specification of adjoining finishes, their performance specification, for example, light reflectance value (LRV), slip resistance and use of pattern, and their suitability for their intended use.

For more information please contact [dementia@stir.ac.uk](mailto:dementia@stir.ac.uk)

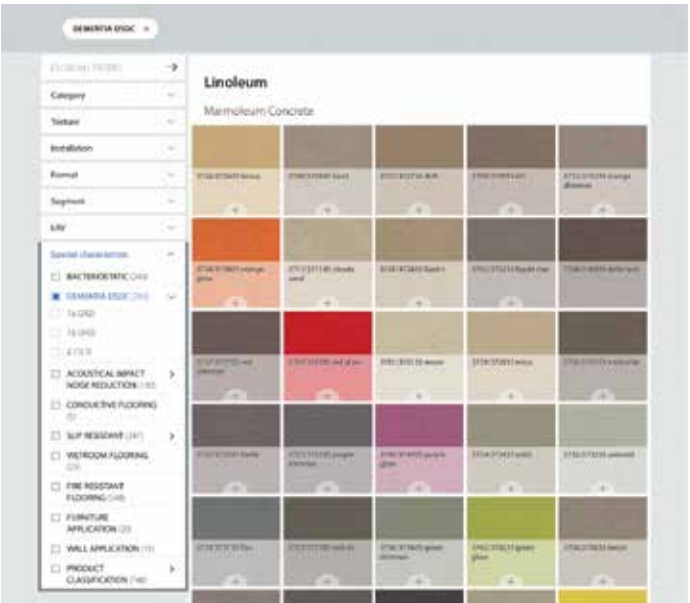


# DSDC RATING SYSTEM

	<b>2016-074 FORBO FLOORING</b>	 Dementia Design Accredited Product
	<b>DSDC RATING KEY</b>	
	<b>NOV-16</b>	
<b>RATING</b>	<b>RATING DESCRIPTION</b>	
<b>Class 1a</b>	<p>Flooring within this rating is plain and can be used indiscriminately. That said, bear in mind the need to contrast flooring and walls, skirtings, doors / frames, furniture and sanitary ware.</p> <p>Contrast is the key word.</p> <p>We recommend a minimum contrast of 30 units LRV (Light Reflectance Value) between the critical surfaces mentioned above.</p>	
<b>Class 1b</b>	<p>Flooring within this rating is semi-plain (minimal texture or fleck / pattern, wood effect with no knots) and in general, can be used throughout.</p> <p>Natural patterns such as timber and stone may be used in most areas due to their familiarity but with a degree of caution.</p> <p>Bear in mind minimum contrast of 30 units LRV (Light Reflectance Value) between the critical surfaces mentioned above.</p>	
<b>Class 2</b>	<p>Flooring within this rating has some pattern and needs to be used with caution. The natural patterns such as timber and stone in this range are more figured / patinated and although still familiar they need to be used with more caution than the above range.</p> <p>Bear in mind minimum contrast of 30 units LRV (Light Reflectance Value) between the critical surfaces mentioned above.</p>	

To find Forbo accredited DSDC products visit:  
[www.forbo-flooring.com.au/productfinder](http://www.forbo-flooring.com.au/productfinder)

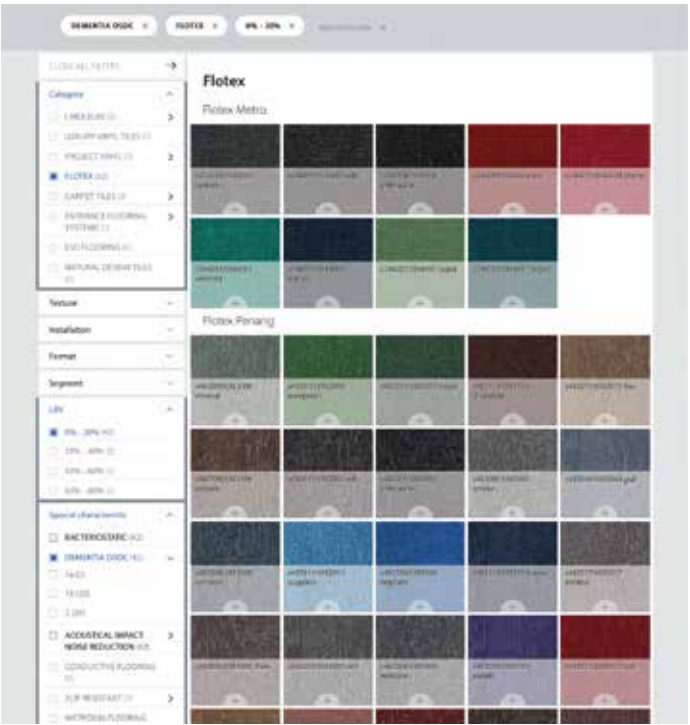
# ONLINE PRODUCT FINDER



For Dementia Friendly Flooring, find Dementia Services Development Centre (DSDC) accredited products under 'Special Characteristic', 'Dementia DSDC'.

Flooring is independently rated by them:

1a – plain use indiscriminately,  
1b – semi-plain use throughout or  
2 – some pattern use with caution.



You can then filter further on both LRV rating and /or product category to select a flooring finish that suits your application needs and is 30 degrees of LRV from your chosen wall colour.

Please read the DSDC application guidelines carefully before selection.

For more information please visit:  
[www.forbo-flooring.com.au/agedcare](http://www.forbo-flooring.com.au/agedcare)

## BESPOKE DESIGN SERVICE



Our in-house design team at Forbo can help bring your ideas to life with their free Bespoke Design Service. Whether you are taking inspiration from one particular DSDC accredited product which needs to be carried through the plan, or whether you simply need to see your scheme in the flesh, we can create plan boards of your design complete with product samples.



For areas that have specific requirements such as safety flooring or acoustic flooring, our team can offer help and advice on dementia friendly products to meet your needs, all designed to work with your visualisation.

For more information please visit: [www.forbo-flooring.com.au/agedcare](http://www.forbo-flooring.com.au/agedcare)

## DSDC AUDIT CERTIFICATE



This service independently assesses care setting design for people with dementia. DSDC auditors will visit the building and carry out a detailed audit of all areas used by people with dementia and rate the design of a building against evidence-based research on dementia-friendly design.

The audit award categories are Gold, Silver, Bronze and Highly Commended.

The auditors' report will provide feedback on areas of design and how they rate. If the building receives a rating of Gold, Silver, Bronze or Highly Commended you will receive a certificate from the University of Stirling, Dementia Services Development Centre that can be displayed for 3 years to recognise accreditation.

For more information please visit [www.dementia.stir.ac.uk](http://www.dementia.stir.ac.uk)





Forbo Flooring Systems is part of the Forbo Group, a global leader in flooring and movement systems, and offers a full range of flooring products for commercial and affordable housing and new build markets. High quality linoleum, vinyl, textile, flocked and entrance flooring products combine functionality, colour and design, offering total flooring solutions for any environment.

In association with:

**UNIVERSITY of  
STIRLING**



For further information contact DSDC at [dementia@stir.ac.uk](mailto:dementia@stir.ac.uk)

#### **Australia**

Forbo Flooring Systems Pty Ltd  
23 Ormsby Place  
Wetherill Park, NSW 2164  
Tel: 1800 224 471  
Fax: 1800 662 566  
E-mail: [info.au@forbo.com](mailto:info.au@forbo.com)  
[www.forbo-flooring.com.au](http://www.forbo-flooring.com.au)

#### **Samples:**

**Tel: 1800 224 471**  
**email: [sampling.au@forbo.com](mailto:sampling.au@forbo.com)**

#### **New Zealand**

Inzide Commercial Ltd  
Level 2, 34 Barrys Point Road  
Takapuna, Auckland 0622  
Tel: 0800 800 656  
Fax: 09 441 9851  
E-mail: [enquiries@inzide.co.nz](mailto:enquiries@inzide.co.nz)  
[www.inzide.co.nz](http://www.inzide.co.nz)



**COMMITTED  
TO THE HEALTH  
OF ONE**

**creating better environments**

**forbo**

FLOORING SYSTEMS