

Caring for Forbo Sphera

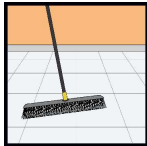
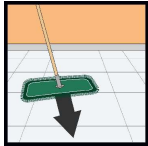
Care Recommendations For

- Forbo Sphera

Always refer to and follow the recommendations in the **General Floor Care Guidelines** prior to starting any cleaning processes.

Initial Cleaning

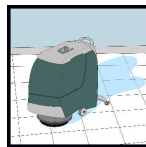
Newly installed floors must be protected from construction soil, traffic and damage. Initial cleaning procedures should be performed on all new installations exposed to normal construction soil and traffic. It is recommended to wait a minimum of five days before conducting any wet cleaning procedures in order to allow the adhesive to dry and cure properly. This timeframe can vary, depending on the substrate, site conditions and/or the adhesive used. Contact Forbo's Product Support & Education Services for additional information.



1. Remove all surface debris by dust mopping, sweeping or vacuuming.

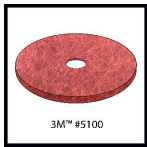
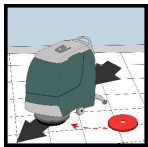


2. Mix a cleaning solution by diluting a neutral pH cleaner in strict accordance with the manufacturer's recommendations. The pH of the cleaning solution must be between 6.0 – 8.0 pH.

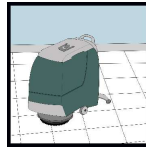



3. Apply the cleaning solution to the floor and allow 5 – 10 minutes of dwell time. Additional dwell time may be necessary for heavily soiled floors.

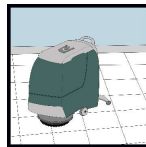
NOTE: It is recommended to double scrub heavily soiled floors when using an automatic scrubber.



4. Scrub the floor with either a 175 RPM floor machine or an automatic scrubber using a 3M™ Red Pad #5100 or equivalent. For heavier soil loads or to remove adhesive residue, use a 3M™ Topline Pad #5000 or equivalent, but this pad is NOT to be used regularly in place of the 3M™ Red Pad #5100.



5. Pick up the cleaning solution with a wet/dry vacuum or an automatic scrubber.



6. If using a cleaner that requires rinsing, rinse the entire surface with a clean mop using clean, cool water. Pick up the rinse water with wet/dry vacuum or an automatic scrubber.





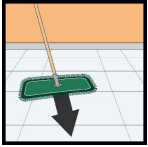

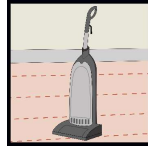
7. Allow the floor to dry completely before allowing traffic.


Caring for Forbo Sphera



Routine Cleaning


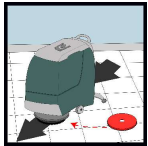
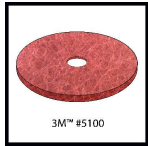

Cleaning typically performed a minimum of once a day, depending on the application, type of traffic and hours of operation.


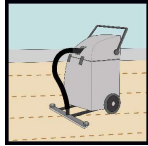

- 



1. Spots or spills should be cleaned up immediately using a neutral pH cleaning solution and a clean cloth or damp mop. The pH of the cleaning solution must be between 6.0 – 8.0 pH. Rinse the affected area with clean, cool water. Allow the floor to dry completely before allowing traffic.
- 



2. Remove all surface debris by dust mopping, sweeping or vacuuming.
- 

3. Mix a cleaning solution by diluting a neutral pH cleaner in strict accordance with the manufacturer's recommendations. The pH of the cleaning solution must be between 6.0 – 8.0 pH.
- 


4. Apply the cleaning solution to the floor and allow 5 – 10 minutes of dwell time. Additional dwell time may be necessary for heavily soiled floors.
NOTE: It is recommended to double scrub heavily soiled floors when using an automatic scrubber.
- 




5. Scrub the floor with either a 175 RPM floor machine or an automatic scrubber using a 3M™ Red Pad #5100 or equivalent. For heavier soil loads, use a 3M™ Topline Pad #5000 or equivalent. The 3M™ Topline Pad #5000 or equivalent pad is NOT to be used regularly in place of the 3M™ Red Pad #5100.
- 



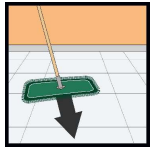
6. If using a cleaner that requires rinsing, rinse the entire surface with a clean mop using clean, cool water. Pick up rinse water with wet/dry vacuum or an automatic scrubber.
- 

7. Allow the floor to dry completely before allowing traffic.

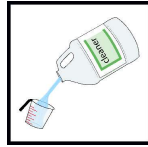
Caring for Forbo Sphera

Interim Cleaning


Cleaning performed as needed, depending on the application, type of traffic and hours of operation. The following processes should be followed when the routine cleaning is not removing the soil from the floor. Interim cleaning is important to maintaining the factory finish on Forbo Sphera and optimizing appearance retention. Using a restorer or spray buff periodically will help repair micro-abrasions, which are normal wear on the floor that will hold soiling on the surface that make routine cleaning more difficult with poor results. A good indication that interim cleaning is required is when routine cleaning is not removing the soil from the floor.



1. Remove all surface debris by dust mopping, sweeping or vacuuming.


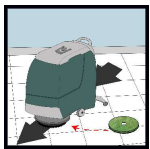


2. Mix a cleaning solution by diluting a neutral pH cleaner in strict accordance with the manufacturer's recommendations. The pH of the cleaning solution must be between 8.0 – 10.4 pH.




3. Apply the cleaning solution to the floor and allow 5 – 10 minutes of dwell time. Additional dwell time may be necessary for heavily soiled floors.

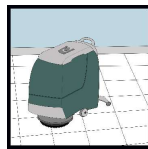
NOTE: It is recommended to double scrub heavily soiled floors when using an automatic scrubber.



4. Scrub the floor with either a 175 RPM floor machine or an automatic scrubber using a 3M™ Topline Pad #5000 or equivalent. This pad is NOT to be used regularly in place of the 3M™ Red Pad #5100 for routine cleaning.



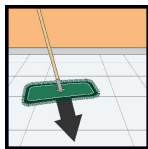
5. Pick up the cleaning solution with a wet/dry vacuum or an automatic scrubber.



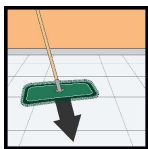
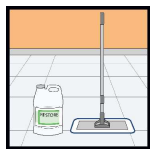
6. Rinse the entire surface with a clean mop using clean, cool water. Pick up rinse water with wet/dry vacuum or an automatic scrubber.



7. Allow the floor to dry completely before allowing traffic.



8. One of the following must be performed:
 - a. Spray buff the floor using a 175 RPM floor machine and a 3M™ Red Pad #5100 or equivalent, followed by dust mopping.



- b. Apply a restorer in strict accordance with the manufacturer's recommendations. If using a restorer that requires burnishing, burnish the floor using a high speed burnisher with a 3M™ Eraser Pad #3600 or equivalent, followed by dust mopping.

Caring for Forbo Sphera

If these steps do not give the desired result, the floor may require restoration procedures. Contact Forbo's Product Support & Education Services for additional information.

NOTE: Weather, traffic and geographical location will influence the required frequency of this procedure. For example, in areas where there are large amounts of snow and chemicals used in the winter months it will likely be necessary to perform this procedure more frequently. In dry climates, or where there is less dirt traffic, it may not be necessary to perform this procedure as frequently.

For additional information, visit www.forboflooringNA.com or contact Forbo's Product Support & Education Services at 1-800-842-7839.