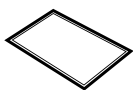


Entrance flooring Sheet, mats and tiles

ENTRANCE & SPECIALTY MATTING

COMMERCIAL > INDUSTRIAL



50 x 50 cm

creating better environments



FLOORING SYSTEMS

Create a better environment with Coral entrance flooring

FROM HOW THEY'RE MADE TO HOW THEY PERFORM, FORBO FLOORING SYSTEMS MAKES OUTSTANDING PRODUCTS THAT ARE TRULY SUSTAINABLE. THAT'S BECAUSE OUR FLOORING PRODUCTS ARE GOOD FOR BUILDINGS, GOOD FOR PEOPLE AND GOOD FOR THE ENVIRONMENT. SO, FROM THE BUILDING THEY ARE IN TO THE WORLD OUTSIDE, WE ARE HELPING OUR CUSTOMERS TO WORK, LIVE AND RELAX IN BETTER ENVIRONMENTS.



Cleaning Research International has calculated and shown that the cost of maintenance is 86% of the total life cycle cost of commercial floor coverings. A well designed Coral entrance flooring system incorporating a 3-step clean-off zone is a highly effective way to cut your future maintenance costs. By stopping up to 95% of walked-in dirt and moisture from reaching your building floors, Coral can reduce cleaning time for floorcovering up to 65% and prolong the life of your floor finishes and coverings.

Produced with **100%** green electricity
from **renewable resources**

Of all the electricity we buy, 100% comes from renewable sources. This means our Coral production site is part of an effective environmental management system and has achieved ISO 14001 certification.


TWO SIMPLE STEPS ARE ENOUGH FOR CORAL CLASSIC TO ABSORB...



...up to half the water that would otherwise be carried inside.

A few steps more and your feet are as dry as possible. This has clear benefits. First, the interior floor coverings stay cleaner, longer. Second, resilient floors like vinyl, linoleum, wood and concrete are less likely to become slippery and dangerous.

Many Coral products use **ECONYL®** yarn which is made from used and abandoned fishing nets and other waste material.



Using ECONYL® is a way to reduce existing waste, avoid additional manufacturing-related pollution, and keep the consumption of natural resources and energy to a minimum.

95%

20 Feet of Coral can stop up to **95%** of dirt and moisture entering a building.

Re-use waste. All the waste yarn from Coral production is re-used by the yarn supplier.

Our search for new ways to reduce our environmental impact has led us to work very closely with forward thinking suppliers who are able to incorporate ever higher levels of recycled content in their materials.



Virtually
ZERO
landfill

Virtually zero landfill is achieved by the Coral manufacturing plant.



All products reach the highest fire ratings and are suitable for fire sensitive areas.

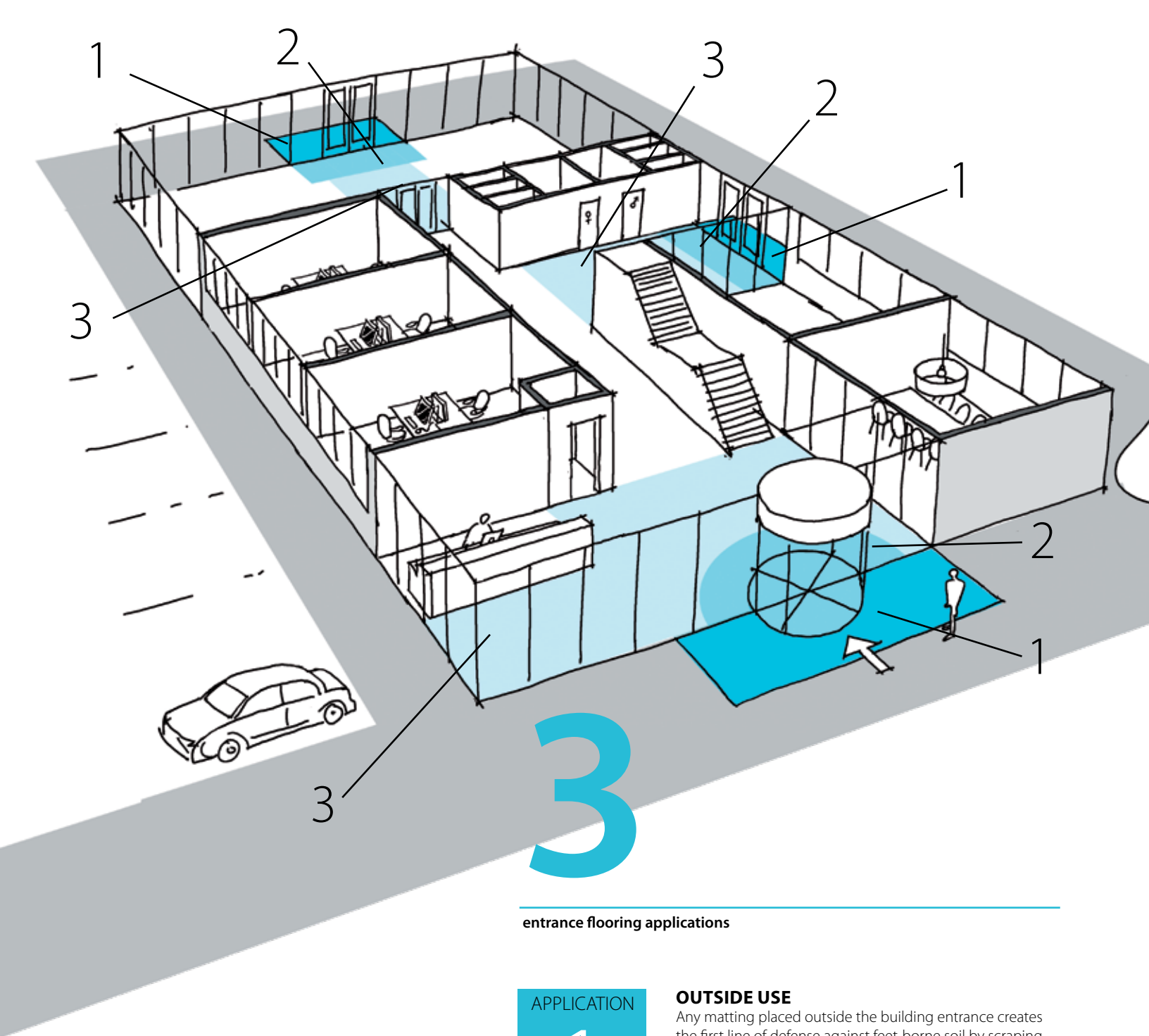
MODULARITY



coral® classic and coral® brush are available in tile format for increased flexibility and reduced installation waste.

Cleaning Research International has proved that equipping an entrance with a six metre walking depth of Coral entrance flooring is enough to keep up to 95% of all walked in dirt and moisture out of your building. Think about your entrance in terms of preventing soiling and slippery underfoot conditions and you can:

- Cut cleaning costs significantly
- Reduce the risk of people slipping and hurting themselves as they enter or exit



entrance flooring applications

APPLICATION

1

OUTSIDE USE

Any matting placed outside the building entrance creates the first line of defense against feet-borne soil by scraping the coarsest dirt from the soles of shoes before they cross the threshold.

APPLICATION

2

INSIDE USE















































Moving inside, the next line of defense, is used to remove moisture and finer dirt particles from all feet entering the building.

APPLICATION

3

OTHER CIRCULATION AREAS

Other areas in the building also suffer from soil and moisture; reception areas, corridors, walkways to other parts of the building, elevators, staircase exits, etc. All these areas are prone to residual soiling and will benefit highly from a purposely designed Coral entrance floor to absorb this soiling.

Product Category	Product	Application			Performance	Ergonomic Performance	Page Number
ENTRANCE SYSTEM TEXTILE	coral® brush	2 + 3		●●●○			5
ENTRANCE SYSTEM TEXTILE	coral® brush tiles	2 + 3		●●●○			6
ENTRANCE SYSTEM TEXTILE	coral® duo	2		●●●●			6
ENTRANCE SYSTEM TEXTILE	Prime Salsa D-Back Super Salsa D-Back	1, 2, 3		●●●○			7
ENTRANCE SYSTEM TEXTILE	Salsa	1, 2, 3		●●●○			8
ENTRANCE SYSTEM TEXTILE	Water Keeper	2 + 3		●●○○			8
ENTRANCE SYSTEM TEXTILE	coral® bright	2 + 3		●●●○			9
ENTRANCE SYSTEM TEXTILE	coral® go	2 + 3		●●○○			9
ENTRANCE SYSTEM TEXTILE	Design SP	2 + 3		●●○○			10
ENTRANCE SYSTEM TEXTILE	Herringbone	2 + 3		●●○○			10
ENTRANCE SYSTEM TEXTILE	Twin Rib	2 + 3		●●○○			11
ENTRANCE SYSTEM TEXTILE	Heather Plush Premium	2 + 3		●●○○			11
ENTRANCE SYSTEM TEXTILE	Laundro Supreme	2 + 3		●○○○			12
ENTRANCE SYSTEM TEXTILE	Design Tweed	2 + 3		●○○○			12
ENTRANCE SYSTEM SCRAPER	coral® grip	1 + 2		●●●●			13
ENTRANCE SYSTEM SCRAPER	Rubber Finger Tip	1 + 2		●●○○			13
ENTRANCE SYSTEM SCRAPER	Super Grip	1 + 2		●●○○			14
ANTI-FATIGUE	Eternal Comfort					●●●●	14
ANTI-FATIGUE	Diamond Spun and Diamond Spun Ultimate				Diamond Spun 9/16" Diamond Spun Ultimate 7/8"	●●●○ ●●●●	15
ANTI-FATIGUE	Soft Spun				Supreme Soft Spun 5/8"	●●○○ ●●●○	15
ANTI-FATIGUE	Marble Spun					●●○○	16
ANTI-FATIGUE	Bubble Mat					●●○○	16
SPECIALTY	Corrugated Switchboard					●○○○	17
SPECIALTY	Ribbed Runner Wide					●○○○	17
SPECIALTY	Kushion Safe Heavy Duty					●●●○	18
SPECIALTY	Kushion Safe Light Duty					●●○○	18
ENTRANCE SYSTEM RIGID	NuWay Tuftiguard HD	1 + 2		●●●●			19
ENTRANCE SYSTEM RIGID	NuWay Tuftiguard	1 + 2		●●●●			19
ENTRANCE SYSTEM RIGID	coral® grid			●●●●			20
ENTRANCE SYSTEM RIGID	coral® connect	1 + 2		●●●●			20
ENTRANCE SYSTEM TEXTILE	Logo Mat	2 + 3		●○○○			21

coral® brush

Applications
The great all-around performer for dirt and moisture removal.
Now stops up 95% of walked in dirt & moisture.

Features and Benefits
Coral Brush can be used in all types of entrance areas and is the ideal solution when you need a textile entrance system that can simultaneously absorb moisture and remove dry dirt. Independent research shows that thanks to its unique construction, Coral Brush reaches maximum scores on both counts.

- 100% of the yarn is Econyl® regenerated solution dyed polyamide.
- Made with 3 types of yarn:
 - Capillary yarns absorbs moisture
 - Active scraping yarns, help brush soil from shoes
 - Heavy duty textured yarns, increase resilience

Total Thickness: 9mm



Available Sizes

Mat Size (ft)	Roll Size (ft)
3' x 5'	3.25' x 90'
4' x 6'	5 x 90'
3' x 10'	6.5' x 90'

Roll cuts and custom finished sizes are also available



coral® brush tiles

Applications
The great all-around performer for dirt and moisture removal now available in tiles. Now stops up 95% of walked in dirt & moisture.

Features and Benefits
Coral Brush can be used in all types of entrance areas and is the ideal solution when you need a textile entrance system that can simultaneously absorb moisture and remove dry dirt. Independent research shows that thanks to its unique construction, Coral Brush reaches maximum scores on both counts.

- 100% of the yarn is Econyl® regenerated solution dyed polyamide.
- Made with 3 types of yarn:
 - Capillary yarns absorbs moisture
 - Active scraping yarns, help brush soil from shoes
 - Heavy duty textured yarns, increase resilience

Tiles can be easily install and remove to store away in summer quick and easily.

Total Thicknesses: 9mm

Tile size: 50 cm x 50 cm



5708 | avocado green 5739 | byzantine purple 5736 | cinnamon brown



5774 | biscotti brown 5716 | masala brown 5723 | cardinal red



5722 | cornflower blue 5727 | stratos blue ♦ 5710 | asphalt grey



5721 | hurricane grey ♦ 5714 | shark grey 5724 | chocolate brown ♦ 5715 | charcoal grey ♦ 5730 | vulcan black ♦



5708 | avocado green 5739 | byzantine purple 5736 | cinnamon brown 5774 | biscotti brown 5716 | masala brown 5723 | cardinal red



5722 | cornflower blue 5727 | stratos blue ♦ 5710 | asphalt grey 5721 | hurricane grey ♦ 5714 | shark grey 5724 | chocolate brown ♦



5715 | charcoal grey ♦ 5730 | vulcan black ♦

Note: Nominal sizes are quoted

♦Stock Items

Lead time for non-stock colors is 6-8 weeks.

coral® duo

Applications
For unbeatable soil and moisture removal.

Features and Benefits
Coral Duo provides unrivalled dirt removal - being particularly effective at trapping and retaining soil and moisture in the first few footsteps. Research shows that it retains up to 10% more dirt in the first steps than any other textile entrance system. Its ribbed construction is not only functional, it provides an aesthetically pleasing aspect to any entrance area.

- 75% of the yarn is Econyl® regenerated solution dyed polyamide.
- Combination product with alternating strips of scraping Coral Brush yarns and moisture absorbing Coral Classic, reinforced with tough and resilient monofilament fibres

Total Thicknesses: 9mm



Available Sizes

Mat Size (ft)	Roll Size (ft)
3' x 5'	6.5' x 90'
4' x 6'	
3' x 10'	


Roll cuts and custom finished sizes are also available

For lengths over 6.5', the ribbed construction will run the length of the mat. This will have no impact on product performance.

Note: Nominal sizes are quoted



9730 | black diamond ♦ 9721 | dark steel ♦ 9710 | luna pearl 9714 | sicilian sand



9708 | green bellagio 9747 | azul imperial

♦Stock Items

Lead time for non-stock colors is 6-8 weeks.

Prime Salsa D-Back | Super Salsa D-Back

Applications

Recommended for high traffic areas. Suitable for indoors and outdoors. The hobnail design is an ideal enhancement for floor protection and pedestrian safety.

Features and Benefits

- Meets standards of CRI Green label Plus Program for indoor Air Quality, and thus can contribute towards a facility's LEED Certification
- Made with 100% Asota solution dyed polypropylene fibres and can be installed indoors, as well as outdoors
- Permanently anti-static
- Mold and mildew resistant and easily cleaned by vacuuming, hosing or hot water extraction
- Heavy denier fibre resists staining which will increase the life of your matting
- Decorative hobnail design effectively removes and holds debris from footwear before it is tracked into your facility
- Backing made of D-Back natural synthetic composite rubber
- Acoustical Impact Noise reduction - 24db



Prime Salsa

Holds approximately 6 litres of water per square yard
- Backing made of D-back natural synthetic composite Rubber
Unfinished Edge Matting
Custom Finished Edge Matting
Total Thickness: 11mm

Super Salsa

Holds approximately 7 litres of water per square yard
- Backing made of D-Back natural synthetic composite Rubber
Unfinished Edge Matting
Custom Finished Edge Matting
Total Thickness: 12mm

Unfinished Edge Matting

Roll Size: 6.56' x 82' (Can be cut into 3.28' pairs)
3.28' x 82' (Available in Anthracite in Prime and Super)
Custom cuts available.
Custom Finished Edge Matting
Customized to order

ADDITIONAL OPTIONS

Ultra flex nosing available in black and brown

COLOURS SELECTION GUIDE

P Prime Salsa

S Super Salsa



Note: Nominal sizes are quoted

Salsa

Applications

Recommended for high traffic areas, large public applications. Indoor or outdoor applications. Ideal enhancement for floor protection and pedestrian safety.

Features and Benefits

- Heavy denier fibre resists staining
 - Hobnail design effectively removes and holds debris from footwear
 - Holds approximately 6 litres of water per square yard
 - Fibre composition contains a dyed heavy duty solution
 - Constructed with Pile Needle Felt
 - Latex gel foam waffle backing will not easily move along floor surface and can be secured with glue
 - Gel foam backing resists mould and mildew growth
- Acoustical Impact Noise reduction - 24db


Total Thickness: 10mm

Available Sizes

Roll Size (ft)

6.56' x 82' (Can be cut into 3.28' pairs)
13.2' x 82' (Anthracite and Tobacco Only)
3.28' x 82' (Anthracite only)

Roll cuts and custom finished sizes are also available



Water Keeper

Applications

Recommended for heavy traffic areas, or areas which water must be contained within the mat.

Features and Benefits

- Attractive design pattern holds up to 1.5 gallons of water per square yard
- Reinforced raised molded pattern scrapes dirt as well as moisture, keeping water below shoe level
- Long-Lasting, phthalate-free rubber backing and border keeps moisture in the mat and away from indoor flooring
- Manufactured with no underside grippers providing more area-to-surface contact with the floor
- Rugged polypropylene fibres are needle punched

Available Sizes

Mat Size (ft)

2' x 3'
3' x 4'
3' x 5'
3' x 10'
4' x 6'
4' x 10'

Note: Nominal sizes are quoted



* Special Order

coral[®] bright



Applications
This hard-wearing entrance flooring is suitable for areas with medium traffic.

- Features and Benefits**
- Affordable performance
 - Suitable for medium traffic
 - Made with 100% recyclable econyl yarn

Available Sizes	
Mat Size (ft)	Roll Size (ft)
3' x 5'	3' x 90'
4' x 6'	4' x 90'
3' x 10'	6' x 90'
Roll cuts and custom finished sizes are also available (actual roll widths 2.75', 4.25' and 6.5')	




Design SP

Applications
Recommended for moderate to high traffic areas, entranceways and lobbies.

- Features and Benefits**
- Unique Nop design provides the most effective scraping action
 - Ideal for multi-directional traffic, as the Nop design effectively scrapes from all angles
 - Attractive pattern and exceptional performance
 - Extra coarse solution dyed polypropylene fibre prevents fading
 - 100% polypropylene fiber ensures a perfect bond, reduces curling edges and delamination
 - Easy to maintain with frequent vacuuming and periodic steam cleaning
 - Latex additive increases fibre durability and scraping ability

Available Sizes	
Mat Size (ft)	Roll Size (ft)
3' x 5'	3' x 60'
3' x 4' Anthracite Only	4' x 60'
4' x 6'	6' x 60'
3' x 10'	
Roll cuts and custom finished sizes are also available	




coral[®] go

Applications
Recommended for areas with moderate traffic.

- Features and Benefits**
- Affordable performance
 - Suitable for medium traffic
 - Made with 100% recyclable econyl yarns

Available Sizes	
Mat Size (ft)	Roll Size (ft)
3' x 5'	3' x 90'
4' x 6'	4' x 90'
3' x 10'	6' x 90'
Roll cuts and custom finished sizes are also available (actual roll widths 2.75', 4.25' and 6.5')	



Note: Nominal sizes are quoted



Herringbone

Applications
Recommended for moderate to high traffic areas, specifically for entranceways and lobbies. Ideal for use in multi-directional traffic.

- Features and Benefits**
- Dirt and dust gather within the pattern, while maintaining a virtually clean overall appearance
 - Made from 100% polypropylene fibre in popular Herringbone pattern, which helps make it fade, mould and mildew resistant
 - Coarse fibres for scraping dirt off shoes
 - Easy to maintain with frequent vacuuming, wet or dry and periodic steam cleaning

Available Sizes	
Mat Size (ft)	Roll Size (ft)
3' x 5'	3' x 60'
4' x 6'	4' x 60'
3' x 10'	6' x 60'
Roll cuts and custom finished sizes are also available	

Note: Nominal sizes are quoted



Twin Rib

Applications
Recommended for moderate traffic areas, entranceways and lobbies.
An ideal and cost effective solution for indoor entrance ways.

- Features and Benefits**
- Classic design is a strong and effective element for all of your wiping and scraping needs, as it “grabs” at the dirt
 - Bi-level construction traps dirt inside its ribbing, while constantly maintaining an attractive overall appearance
 - Constructed with extra coarse fibres for aggressive scraping and 100% solution dyed polypropylene yarns
 - Heavy vinyl backing
 - Low maintenance, and easy to clean product that will aid in maintaining a clean environment all year round
 - Easy to maintain with vacuuming and periodic steam cleaning

Available Sizes	
Mat Size (ft)	Roll Size (ft)
3' x 5'	3' x 60'
4' x 6'	4' x 60'
3' x 10'	6' x 60'
Roll cuts and custom finished sizes are also available	




Laundro Supreme

Applications
Recommended for use in grocery stores, manufacturing facilities and garages, entranceways of retail stores and restaurants.

- Features and Benefits**
- Wash and wear matting can be laundered
 - Constructed from solution dyed 100% nylon 6,6 fibre
 - Impervious to bleach damage, soiling, sunlight and repeated washings
 - Fade resistant
 - Superior rubber technology - Nitrile rubber anti-skid gripper backing

Each mat is custom made to your order.
Please allow three weeks lead time.

Available Sizes	
Mat Size (ft)	Mat Size (ft)
3' x 4'	3' x 10'
3' x 5'	3' x 12'
3' x 8'	3' x 15'
4' x 6'	4' x 12'
4' x 8'	




Heather Plush Premium

Applications
Recommended use as a wiper at the entranceways or around doors that allow traffic to move between warehouse and office areas.

- Features and Benefits**
- Prevents dirt and dust from being tracked into office space
 - Designed to absorb water and hold dirt, keeping your floors clean and safe
 - Made from durable 100% cut pile olefin filament
 - Needle punched fibres
 - Colour mixture is effective at hiding dirt
 - Vinyl back is resistant to mold and mildew

Available Sizes	
Mat Size (ft)	Roll Size (ft)
3' x 5'	3' x 60'
4' x 6'	4' x 60'
3' x 10'	6' x 60'
3' x 4'	
4' x 10'	
Roll cuts and custom finished sizes are also available	




Design Tweed

Applications
Recommended for moderate to high traffic areas such as entranceways and lobbies.

- Features and Benefits**
- Attractive tweed pattern enhances its environment while simultaneously maintaining a dirt-free zone
 - Complied of 100% polypropylene cut pile on a durable vinyl backing
 - Has effective wiping capabilities and is easily maintained with frequent vacuuming and periodic steam cleaning.

Available Sizes	
Roll Size (ft)	
3 x 60	
4 x 60	
6 x 60	
Roll cuts and custom finished sizes are also available	



Note: Nominal sizes are quoted

Note: Nominal sizes are quoted

coral[®] grip

Applications
Great for coarse dirt and grit removal, inside and out.

Features and Benefits
Coral Grip is a versatile non-woven, clean-off barrier flooring that is suitable for use both inside and outside entrance systems. It has a patented design which features durable vinyl filaments which perform a highly effective scraping action and give Coral Grip its anti-slip functionality. As a result, it is excellent at preventing grit, coarse dirt, slush and snow from entering the building. Coral Grip is available in Medium Duty (MD) and Heavy Duty (HD) formats.

- PVC chips add to scraping properties
- Available with Everfort vinyl backing or open structure

Available Sizes

Roll Size (ft)

- ☐ MD: (4' 2" x 49' 2") approx.
- ☒ MD: (4' 2" x 49' 2") approx.
- ☐ HD: (4' x 32' 9") approx.
- ☒ HD: (4' 2" x 49' 2") approx.

Roll cuts and custom finished sizes are also available



MD ☒ 6930 / ☐ 6950
Ink ☒



MD ☐ 6940
Stone



MD ☐ 6948
Grass



MD ☒ 6923 / ☐ 6943
Wine




HD ☒ 6130 / ☐ 6150
Ink ☒



HD ☐ 6140
Stone



HD ☐ 6148
Grass



HD ☒ 6123 / ☐ 6143
Wine

Super Grip

Applications
Recommended for both indoor and outdoor applications, specifically for entranceways and lobbies.

Features and Benefits

- Effectively scrapes away dirt and snow off footwear
- UV Stable mat is easy to clean - simply hose down or flip over
- Flexible enough to easily contour to variations in the floor surface
- Durable SBR rubber construction

Available Sizes	
Mat Size (ft)	
3' x 5'	

Rubber Finger Tip

Applications
Ideal for indoor and outdoor applications, specifically for entranceways and lobbies.

Features and Benefits

- A key step in the solution for reducing the amount of dirt and water entering your building
- Provides aggressive scraping action to remove mud, dirt and snow
- Heavy duty molded rubber fingers that are flexible and sturdy
- Beveled edges form a recess to contain water
- Thousands of flexible solid rubber tips aid in collecting dirt, snow, mud and moisture
- To clean, simply turn mat over to remove dirt or water

Available Sizes	
Mat Size (in)	
24 x 32	
32 x 39	
36 x 72	

Note: Nominal sizes are quoted

Eternal Comfort

Applications
For commercial applications in dry areas where performance and appearance is important.

Features and Benefits
The highest performing and most stylish anti-fatigue mat on the market

- Durable Forbo Eternal Material Surface with PUR lacquer that increases wear performance and is easy to clean.
- Tolerates high-heels, stools and carts
- Highly energized Zedlan TM sponge combines softness and resilience
- Anti-microbial properties help prevent mold, mildew and bacterial growth underneath the mat

9/16" thickness available with bevelled borders

Available Sizes	
Mat Size (ft)	Roll Size (ft)
2' x 3'	2' x 40'
3' x 5'	3' x 40'
3' x 12'	4' x 40'
	6' x 40'
Custom finished sizes are also available	

Note: Nominal sizes are quoted


ANTI-FATIGUE



Texture Black



Texture Silver



Quartz Grey



Texture Grey

Diamond Spun and Diamond Spun Ultimate


Applications
Recommended for any dry work areas, such as factories, labs, assembly lines and shipping / packing stations.

- Features and Benefits**
- Ergonomically designed to reduce worker fatigue and improve comfort
 - Vinyl surface is fused into a 3/8" thick, closed cell PVC sponge underlay
 - Durable 3/16" Koroseal vinyls surface, in addition to its diamond style textured surface, provides an excellent overall slip resistant surface
 - Bevelled edges for safety
 - Available with OSHA Yellow safety borders

Diamond Spun
9/16" thickness
Custom widths up to 4' available

Diamond Spun Ultimate
7/8" overall thickness
Available by Special order

Available Sizes	
Mat Size (ft)	Roll Size (ft)
2' x 3'	2' x 75'
3' x 5'	3' x 75'
3' x 12'	4' x 75'
Custom finished sizes are also available in all lines	




Marble Spun

Applications
Recommended for industrial applications such as machine shops, and shipping/packaging stations. Also suitable for Cashiers and tellers.

- Features and Benefits**
- Ergonomically designed mats with a marbleized finish offer a less industrial look, making it ideal for use in offices or retail environments
 - Tough PVC top stands up to the wear and tear of daily use
 - Ease lower back and leg stress associated with long periods of standing
 - Heavy vinyl backing
 - Bevelled edges for safety
 - 1/2" overall thickness

Available Sizes	
Mat Size (ft)	Roll Size (ft)
2' x 3'	2' x 60'
3' x 5'	3' x 60'
3' x 12'	4' x 60'
Custom finished sizes are also available	



Soft Spun and Supreme Soft Spun

Applications
Recommended for use in commercial applications in areas such as workstations, cashiers, assembly lines and tellers. For use in dry to moist work environments.

- Features and Benefits**
- Ergonomically designed to reduce strain and to provide relief from aching feet and legs
 - For light to moderate applications, Soft Spun is the most economical choice to improve employee comfort and increase productivity
 - Choose from rolls or standard sized mats to suit your needs
 - Provides workers with a comfortable surface to stand on for extended periods of time
 - Provides protection from damp and cold floors
 - Various textured surface options increase slip resistance

Soft Spun - 3/8" thickness.
Available in Black Ribbed, Black Pebble, Black/Yellow Ribbed and Black/Yellow Pebbled
** Black/Yellow is not available in custom sizes or 6' roll widths
Supreme Soft Spun (special order) - 5/8" thickness.
Available in Black Ribbed or Black Pebble

Available Sizes		
Mat Size (ft)	Roll Size (ft)	
2' x 3'	2' x 60'	6' x 60'
3' x 5'	3' x 60'	
3' x 12'	4' x 60'	
Custom finished sizes are also available		



*available in Soft Spun 3/8" only

Bubble Mat

Applications
Recommended for industrial applications such as machine shops and shipping/packaging stations

- Features and Benefits**
- High quality 100% solid rubber, will not compress over time
 - Air pockets are designed to encourage changes in position improving worker circulation for day long comfort
 - Domed surface provides sure footing as liquids settle between domes
 - Significantly improves worker comfort by reducing lower back and leg stress
 - 5/8" overall thickness, beveled edges for safety
 - Designed specifically for anti-fatigue applications
 - Has excellent shock absorbing properties

Available Sizes	
Mat Size (ft)	
2' x 3'	
3' x 4'	

Note: Nominal sizes are quoted

Corrugated Switchboard

Applications
Recommended for use around high voltage applications, such as electrical panels, circuit breakers, etc.

- Features and Benefits**
- Non-conductive 1/4" Nitrite rubber/PVC matting engineered to protect workers against electrical shock when working around high voltage apparatus within product specifications
 - Meets the requirements of ASTM-D 178-01, standard specification for rubber, insulating matting
 - Meets optimal ASTM requirements of Ozone, Flame, and Oil resistance
 - Recommended for maximum voltage use of 17,000 volts AC
 - Type II Class 2

Available Sizes

Roll Size (ft)
3' x 75'
Also available per linear feet.

Roll Cuts are also available




Kushion Safe Heavy Duty

Applications
Recommended for industrial applications and commercial kitchens as the matting does not deteriorate. Ideal for wet, oily, and greasy environments. Other general use areas - grocery stores, restaurants, bars, food service, food processing stations, machine and wood working shops.


- Features and Benefits**
- Large drainage holes allow debris and liquids to pass through, keeping workers safe from slip and trip hazards
 - Grease Proof Orange and Grease Resistant Black
 - Helps to reduce leg and lower back fatigue
 - Will not deteriorate if regularly cleaned when subjected to continuous spills
 - Raised underside knobs for excellent drainage capabilities
 - Heavy weight 7/8" thick rubber, bevelled edges for safety

Available Sizes

Mat Size (ft)
3' x 5'



Standard Black



Grease Proof Orange

Ribbed Runner Wide

Applications
Recommended for ramps, industrial walkways and outside entrances.

- Features and Benefits**
- Durable 1/8" natural rubber improves slip resistance, and stands up longer to wear
 - Maintains its flexibility in cold environments
 - Helps to absorb noise from hard floors

Available Sizes

Roll Size (ft)
2' x 75'
3' x 75'
4' x 75'

Roll Cuts are also available



Wide Ribbed



Kushion Safe Light Duty

Applications
Recommended for industrial applications and commercial kitchens as the matting does not deteriorate. Ideal for wet, oily, and greasy environments. Other general use areas - grocery stores, restaurants, bars, food service, food processing stations, machine and wood working shops.


- Features and Benefits**
- Large drainage holes allow debris and liquids to pass through, keeping workers safe from slip and trip hazards
 - Grease Proof Orange and Grease Resistant Black
 - Helps to reduce leg and lower back fatigue
 - 1/2" Thick Product with bevelled edges for safety
 - Will not deteriorate if regularly cleaned when subjected to continuous spills

Available Sizes

Mat Size (ft)
3' x 5'



Standard Black



Grease Proof Orange


Note: Nominal sizes are quoted

Note: Nominal sizes are quoted

nuway® tuftiguard HD

Features and Benefits

- The ideal matting solution for entrances with heavy duty loads and intense pedestrian and/or wheeled traffic.
- Patented aluminum scraper bar ensures it's the strongest type of matting in the Nuway Range.
- Aluminum scraper bars have special ridges which effectively remove dirt while also being smooth enough for wheeled traffic to move easily.
- Tuftiguard HD is available in a choice of 12mm and 17mm depths to match most matwells



Scraper bars



Aluminium (Universal)

Wiper bar options
Plain and Classic



Unbuffed (Plain)



Buffed (Classic)

Wiper bar options
Design



Charcoal

* Red, Blue and Green offered, in the design wiper bar Special order 8 weeks lead time



coral® grid

Features and Benefits


- Offers a contemporary and cost effective solution in high traffic entrances where aesthetics are paramount
- Nuway Grid single sided rigid mats are attractive, tough and versatile
- Grid Ultragrip provides a slip resistant surface, ideal for entrances with multi directional traffic.
- Ultra Grip Rubber inserts allow Coral grid to be used in external entrances.
- Available in a choice of 12 and 17mm depths to suit the majority of matwells

Inserts

Available with a choice of Coral Classic, Coral Brush and 4 row bristle along with Ultragrip rubber inserts for internal and external use




Coral Classic




4730 raven black

Coral Brush



5730 vulcan black



Ultragrip rubber insert





Bristles

nuway® tuftiguard

Features and Benefits

- High tensile steel linkages give Nuway Tuftiguard construction integrity
- Tuftiguard is available in open or closed construction to suit the location of the mat and preferred cleaning regime
- Tuftiguard is available with single wiper strips or double wiper strips where extra moisture absorption is required.
- Tuftiguard is available in a choice of 12 mm and 17mm depths to match most matwells. Ramp frames are also available



HIGH TENSILE STEEL LINKAGES

ANODISED ALUMINIUM SCRAPER BARS

WIPER STRIPS

Scraper bars



Aluminium (Universal)

Wiper bar options
Plain and Classic



Unbuffed (Plain)



Buffed (Classic)

Wiper bar options
Design



Charcoal

* Red, Blue and Green offered, in the design wiper bar Special order 8 weeks lead time



coral® connect

Features and Benefits

- Open or closed construction available
 - Open construction offers a versatile roll-up single sided system
 - Ultragrip rubber offers excellent sure footing and is ideal for multi-directional entrances. Its high rubber content prevents it getting slippery when wet.
 - All three elements, Coral, bristles and Ultragrip rubber, can be mixed and matched to create the precise entrance system to meet your needs.
 - All inserts can also be replaced on site helping to extend the wear life of the product.
- Available in a choice of 10mm, 17mm and 22mm depths


Inserts

Available with a Coral classic insert and 4 row bristle and Ultragrip rubber for internal and external use.


Carrier Section

Low lustre aluminium anodised finish helps to prevent a strobing effect in bright conditions.

Note: there is a slight difference in the profile between 10mm and 17/22mm Connect. (see image on right).



17mm




10mm

Coral Classic



4750 warm black



Ultragrip rubber



Bristles

* Coral Brush and other colors of Coral classic are available with an 8 week lead time




Logo Mat

Show off your company logo, product or image with custom designed logo matting Forbo Flooring Systems is an industry leader when it comes to custom matting projects. We can take the most intricate designs and customize it to your specifications.

Your logo, image or artwork is reproduced onto Nylon 6.6 entrance matting as the “painter’s canvas”. The colour capabilities are limitless. A state-of-the art, colour injection dyeing process ensures colour and placement accuracy for your matting project. The dyeing process used is environmentally friendly - the dyes are not harmful to the environment. This technology is capable of changing patterns within fractions of a second to eliminate ink waste and waste between orders on the production line.

Available Sizes	
Mat Size (ft)	
2,5'x 3'	3'x 10'
3'x 4'	4'x 6'
3'x 5'	4'x 8'
Custom Sizes are also available	



Visit forboflooringna.com to learn more.



Naturally beautiful, durable, sustainable and healthy!
Forbo Marmoleum floors are associated with sustainability, durability, high quality and innovative design.



Eternal creates better environments in which to work, live, interact, relax, heal, learn and play.
Eternal is a high quality heterogeneous sheet vinyl floor covering that fits all general purpose needs in various segments and applications on every moment of the day.



Flotex combines the practicality of a resilient flooring with the slip resistant and acoustic properties usually associated with textiles.
Flotex is strong and hygienic, and, being completely waterproof, Flotex is also the only truly washable textile floor covering.



Protecting your technology.
Forbo Colorex ESD & cleanroom flooring is an advanced technical flooring system specifically designed to control static discharge in sensitive areas such as cleanrooms, operating theaters and the electronics industry.



Allura Luxury vinyl tiles offer you beautiful visuals with all of the advantages of strong and durable vinyl.
Allura is warm underfoot, sound absorbing, tough and durable, with easy installation & maintenance.

coral[®] duo | brush

Special
Offer




Forbo makes choosing a quality entrance system easy with our new special offer packages.


Just tell us what color option you'd like and how many doors you have and we'll ship you what you need!

Step 1: Select color

Option 1:
9730 | 5730



Option 2:
9721 | 5721



Option 3:
9710 | 5710



- **STOPS** up to 95% of the walk-in dirt and moisture
- **REDUCES** maintenance & cleaning costs by up to 65%
- **MAXIMIZES** the useful life of interior finishes
- **LENGTH MATTERS!** longer walk off = greater protection



Step 2: Choose door package

Single door package

2 meters long of coral duo and 3 meters long of coral brush by 1 meter wide.
Regular retail = \$763.37

Special package price = \$561.35 x ___ # of single doors

Double door package

2 meters long of coral duo and 3 meters long of coral brush by 2 meters wide.
Regular retail = \$1,379.31

Special package price = \$988.80 x ___ # of double doors

Canada Office

3983 Nashua Drive Unit #1 Toronto, ON L4V 1P3

1-800-268-8108 (english) | 1-800-567-9268 (français) | www.forboflooringNA.com

Forbo

FLOORING SYSTEMS