

## ENVIRONMENTAL PRODUCT DECLARATION

# TESSERA DIFFUSION

FORBO FLOORING SYSTEMS  
TEXTILE FLOOR COVERING

Tessera Diffusion 2003 glacial flow



FLOORING SYSTEMS

Today's commercial office environments are designed for flexibility to accommodate frequent layout changes. A modular floor can be quickly adapted to new requirements thereby reducing the cost of reorganization. Where carpet tiles are installed electrical and other under floor systems remain easily accessible for these changes to be made. Tessera offers attractive and hardwearing tufted carpet tiles in various pile constructions and textures, designed to deliver specific aesthetic and performance benefits.

Forbo was the first flooring manufacturer to publish a complete Life Cycle Assessment (LCA) report verified by CML in 2000 to create full transparency that is independently evaluated. To offer further transparency this EPD is also including additional information to show the impacts on human health and eco-toxicity. For more information visit; [www.forbo-flooring.com](http://www.forbo-flooring.com)



# ENVIRONMENTAL PRODUCT DECLARATION



**Tessera Diffusion**  
Textile Floor covering

According to ISO 14025 and EN 15804

This declaration is an environmental product declaration (EPD) in accordance with ISO 14025. EPDs rely on Life Cycle Assessment (LCA) to provide information on a number of environmental impacts of products over their life cycle. Exclusions: EPDs do not indicate that any environmental or social performance benchmarks are met, and there may be impacts that they do not encompass. LCAs do not typically address the site-specific environmental impacts of raw material extraction, nor are they meant to assess human health toxicity. EPDs can complement but cannot replace tools and certifications that are designed to address these impacts and/or set performance thresholds – e.g. Type 1 certifications, health assessments and declarations, environmental impact assessments, etc. Accuracy of Results: EPDs regularly rely on estimations of impacts, and the level of accuracy in estimation of effect differs for any particular product line and reported impact. Comparability: EPDs are not comparative assertions and are either not comparable or have limited comparability when they cover different life cycle stages, are based on different product category rules or are missing relevant environmental impacts. EPDs from different programs may not be comparable.



PROGRAM OPERATOR	UL Environment 333 Pfingsten Road Northbrook, IL 60611	
DECLARATION HOLDER	Forbo Flooring B.V. Industrieweg 12 P.O. Box 13 NL-1560 AA Krommenie	
DECLARATION NUMBER	4791394456.103.1	
DECLARED PRODUCT	Tessera Diffusion Textile Floor Covering	
REFERENCE PCR	EN 15804+A2: Sustainability of construction works — Environmental Product Declarations — Core rules for the product category of construction products EN 16810:2017 Resilient, textile and laminate floor coverings – Environmental product declarations – Product category rules	
DATE OF ISSUE	August 26, 2024	
PERIOD OF VALIDITY	5 Years	
CONTENTS OF THE DECLARATION	Product definition and information about building physics Information about basic material and the material's origin Description of the product's manufacture Indication of product processing Information about the in-use conditions Life cycle assessment results Testing results and verifications	
The PCR review was conducted by:	European Standards	
	CEN/TC 134	
	<a href="https://www.en-standard.eu/">https://www.en-standard.eu/</a>	

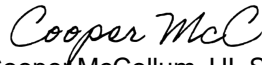

# ENVIRONMENTAL PRODUCT DECLARATION



FLOORING SYSTEMS

**Tessera Diffusion**  
Textile Floor covering

According to ISO 14025 and EN 15804

This declaration was independently verified in accordance with ISO 14025 by Underwriters Laboratories <input type="checkbox"/> INTERNAL <input checked="" type="checkbox"/> EXTERNAL	 Cooper McCollum, UL Solutions
This life cycle assessment was independently verified in accordance with ISO 14044 and the reference PCR by:	 Thomas P. Gloria, Industrial Ecology Consultants

This EPD conforms with EN 15804

# ENVIRONMENTAL PRODUCT DECLARATION



Tessera Diffusion  
Textile Floor covering

According to ISO 14025 and EN 15804

## 1 Product Definition

### 1.1 Description of Company/Organization

Part of Forbo Flooring Systems, Tessera Carpet Tiles are a high quality loop pile modular flooring system specifically designed for commercial flooring spaces. Designed and manufactured in Bamber Bridge in the United Kingdom, Tessera carpet tiles are available in numerous plain and designed low level and multi pile height ranges. Making Tessera carpet tiles & planks has always been done in a way to achieve the lowest carbon footprint; the starting point for innovation and development. The Forbo organization has key environmental focus areas to displaying a carbon-negative product portfolio, using renewable electricity and biogas, becoming a zero-waste company and actively contributing to the circular economy.

For its complete manufacturing of Tessera, Forbo holds all the main certifications. For environmental performance **ISO 14001**, for quality **ISO 9001**, **SA8000** for social accountability and **ISO 45001** for Occupational Health and Safety Management Systems. In addition, Tessera carpet tiles meet the criteria of Indoor Air Comfort Gold and G.U.T. for indoor pollutants, odours and VOC's.

### 1.2 Product Classification and description

This declaration covers Tessera Diffusion carpet tiles. Tessera Diffusion carpet tiles are a textile floor covering complying with all the requirements of the EN1307 Class 33 specification. The raw materials used in the construction of Tessera products are chosen for their low volatile organic compound levels combined with their high level of recycled content. All Tessera Diffusion carpet tiles are manufactured using renewable electricity and biogas.

The recycled content of the product is 66%

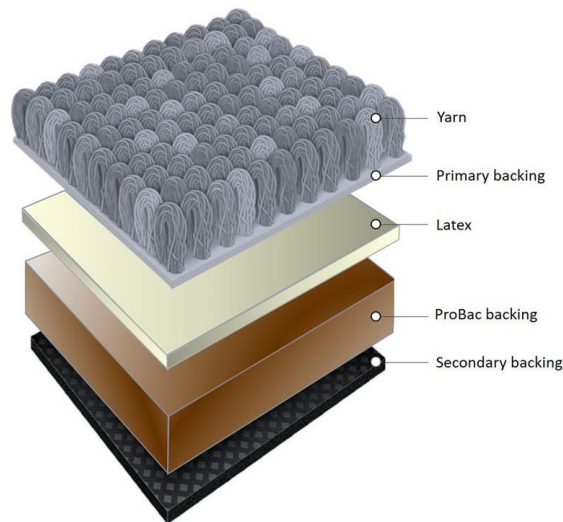


Figure 1: Illustration of Tessera Carpet tile

The declaration refers to the declared/functional unit of 1m<sup>2</sup> installed flooring product.

# ENVIRONMENTAL PRODUCT DECLARATION



Tessera Diffusion  
Textile Floor covering

According to ISO 14025 and EN 15804

## 1.3 Range of application

Tessera Diffusion Carpet Tiles are classified in accordance with EN1307 to be installed in the following use areas defined in EN-ISO 10874:



## 1.4 Product Standard

The products considered in this EPD have the following technical specifications:

- Meets or exceeds all technical requirements EN1307 Class 33

Tessera Diffusion meet the requirements of EN 14041 and BS EN 14041 Essential characteristics		
13501-1	Reaction to fire	Bfl - s1, G, NCS
EN 13893	Slip resistance	$\mu \geq 0.30$
ISO 6356	Body voltage	$\leq 2.0$ kV
EN 12667	Thermal conductivity	0.06 W/mK

Emission testing :

- AgBB requirements following EN ISO 16000-9 Indoor Air Emissions : TVOC at 28 days
- Indoor Air Quality Standard: Indoor Air Comfort Gold standard
- Prodis G.U.T



## 1.5 Accreditation

All Forbo Flooring Systems' manufacturing operations have certified Management System in accordance with:

- ISO 9001 Quality Management System
- ISO 14001 Environmental Management System
- ISO 45001 Occupational Health and Safety Management Systems
- SA 8000 Social Accountability standard

# ENVIRONMENTAL PRODUCT DECLARATION



Tessera Diffusion  
Textile Floor covering

According to ISO 14025 and EN 15804

## 1.6 Delivery status

Table 1: Specification of delivered product

Characteristics	Nominal Value	Unit
Product thickness	6.5 ± 10%	mm
Product Weight	4010	g/m <sup>2</sup>
Tile size	50 x 50	cm

## 2 Material Content

### 2.1 Material Content of the Product

Table 2: Composition of Tessera Diffusion

Component	Material	Availability			Amount [%]	Origin
		Renewable	Recycled	Non-Renewable		
Yarn	Nylon 6.6			Limited	10	Poland
	Recycled Nylon 6.6		Pre-consumer	-	4	Poland
Primary backing	Polyester			Limited	3	Thailand
Precoat	Synthetic latex		-	Limited	4	United Kingdom
	Calcium carbonate		Pre-consumer	-	13.5	United Kingdom
Backing	Bitumen		-	Limited	14	Global
	Calcium sulphate		Pre-consumer	-	48.5	United Kingdom
Secondary backing	Polyester			Limited	3	Thailand

### 2.2 Production of Main Materials

**Yarn:** Nylon 6.6 is made of two monomers each containing 6 carbon atoms, hexamethylenediamine and adipic acid, which give nylon 66 its name. Recycled Nylon 6.6 is regenerated from post-industrial nylon waste.

**Polyester:** Polyester is a category of polymers that contain the ester functional group in their main chain. As a specific material, it most commonly refers to a type called polyethylene terephthalate (PET).

**Latex:** Styrene Butadiene latex is a polymer emulsion composed of two hydrocarbon monomers, styrene and butadiene.

**Calcium carbonate:** The Calcium carbonate used is coming from a postindustrial recycling process

**Bitumen:** Bitumen is an oil based substance. It is a semi-solid hydrocarbon product produced by removing the lighter fractions (such as liquid petroleum gas, petrol and diesel) from heavy crude oil during the refining process.

**Calcium Sulphate:** The Calcium Sulphate (Gypsum) used is coming from a postindustrial recycling process.

# ENVIRONMENTAL PRODUCT DECLARATION



Tessera Diffusion  
Textile Floor covering

According to ISO 14025 and EN 15804

## 3 Production of the Floor Covering

### 3.1 Manufacturing

Tessera Diffusion is a cut and loop pile tufted carpet tile. Yarn is precisely inserted into the primary backing to create a decorative top-cloth. The residual yarn is subsequently rewound and recycled. This cloth is then pre-coated with latex compound to provide tuft anchorage and dimensional stability. The edges are trimmed at this point and the edge trim is subsequently recycled. The cloth is then backed with a bitumen mix and a polyester scrim. It is then press cut into 50cm x 50cm tiles. Any cutting waste is subsequently recycled.

All product rejected at final inspection stage is recycled externally. Incoming packaging materials are collected, separated and recycled.

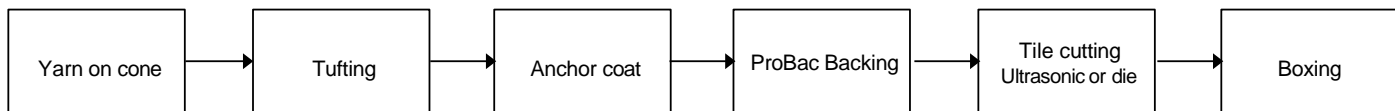


Figure 2: Production process of Tessera Diffusion

## 4 Delivery and Installation of the Floor Covering

### 4.1 Delivery

A worldwide distribution by truck and container ship is utilized. On average every square meter of Tessera Diffusion is transported as follows:

- Transport distance 40 t truck (Euro 5) 310 km
- Transport distance 12 t truck (Euro 5) 115km
- Capacity utilization trucks (including empty runs) 100 %
- Transport distance Ocean ship 945 km
- Capacity utilization Ocean ship 100%

### 4.2 Installation

During the installation of Tessera Diffusion, an average of 3% of the material becomes installation waste. For the installation of Tessera Diffusion tiles 0.10 kg/m<sup>2</sup> of tackifier adhesive is required. Forbo flooring recommends the use of (low) zero emission tackifiers for installing Tessera Diffusion.

Cardboard boxes and PE-foil can be collected separately and should be used in a local recycling process. The wooden pallets can be reused.

Waste during the installation process may be recycled as floor covering through the manufacturers' facility. Forbo Flooring has a Back to The Floor program in which both post-installation and end of life flooring can be recycled.



**BACK TO THE FLOOR**  
RECYCLING PROGRAM

## 5 Use stage

The service lifetime of a floor covering for a certain application on a floor is too widespread to give one common number. For this EPD model the reference service lifetime (RSL) is set to one year. This means that all impacts for the use phase are based on the cleaning and maintenance model for one year. Depending on the area of use, the technical lifetime advised by the manufacturer and the estimated time on the floor by the customer, the service lifetime can be determined. The use phase impacts should be multiplied with the foreseen service life to arrive at the total environmental impact.

### 5.1 Cleaning and Maintenance

Level of use	Cleaning Process	Cleaning Frequency	Consumption of energy and resources
Commercial/Residential/Industrial	Vacuuming	Daily	Electricity
	Spot/spill clean	As spill occurs	Spotting agent
	Dry fusion clean	Four times each year	Hot water
	Hot water extraction		Neutral detergent

For the calculations the following cleaning regime is considered:

- Dry cleaning with a 1.5 kW vacuum cleaner for 0.21 min/m<sup>2</sup> every day. This equates to 1.92 kWh/m<sup>2</sup>\*year.
- Four times a year wet cleaning with 0.062 l/m<sup>2</sup> water and 0.0008 kg/m<sup>2</sup> detergent. This result in the use of 0.248 l/m<sup>2</sup>\*year water and 0.0032 kg/m<sup>2</sup>\*year detergent. The wet cleaning takes place without power machine usage. The waste water treatment of the arising waste water from cleaning is considered (Data source from Forbo GaBi model).

The cleaning regime that is recommended in practice will be highly dependent on the use of the premises where the floor covering is installed. In high traffic areas more frequent cleaning will be needed compared to areas where there is low traffic. The use of an entrance mat of at least four steps will reduce the cleaning frequency.

The cleaning regime used in the calculations is suitable for high traffic areas.

### 5.2 Prevention of Structural Damage

All newly laid floor covering should be covered and protected with a suitable non-staining protective covering if other building activities are still in progress.



# ENVIRONMENTAL PRODUCT DECLARATION



Tessera Diffusion  
Textile Floor covering

According to ISO 14025 and EN 15804

## 6 End of Life

The deconstruction of installed Tessera Diffusion from the floor is done manually, since the tiles are installed using a tackifier.

For the end of life stage two scenarios have been calculated assuming that the flooring is either 100% incinerated or 100% landfilled.

## 7 Life Cycle Assessment

A full Life Cycle Assessment has been carried out according to ISO 14040 and ISO 14044.

- A1-3 : Product Stage (Raw material acquisition, transportation to Manufacturing and Manufacturing)
- A4-5 : Construction process stage (Transport Gate to User, installation flooring)
- B2 : Use Stage (Maintenance of the floor). For floor coverings the modules B1, B3 to B7 are not relevant to the environmental performance of a product.
- C1-4 : End of Life Stage (Deconstruction, transport, waste processing, Disposal). Two different End of Life scenarios are declared and the results are indicated separately in module C. Each scenario is calculated as a 100% scenario:
  - Scenario 1: 100% Municipal Waste Incineration (MWI) with  $R_1 > 60\%$
  - Scenario 2: 100% landfill disposal
- D : Benefits and loads beyond the system boundary (Reuse, recovery, recycling potential)

End of life scenario 1: 100% Municipal Waste Incineration (MWI) with  $R_1 > 60\%$

- C3-1 (Waste processing): Impact from waste incineration, generated electricity and steam are listed in the result table as exported energy
- C4-1 (Disposal): The product waste leaves the system in module C3-1 and causes no additional impact
- D-1 (Recycling potential): Benefits for generated energy due to incineration of product waste at the end-of-life

End of life scenario 2: 100% landfill disposal

- C3-2 (Waste processing): Landfill disposal needs no waste processing and causes no additional impact
- C4-2(Disposal): Impact from landfill disposal
- D-2 (Recycling potential): Benefits for generated energy due to landfill disposal of product waste at the end of life

Modules C3-2 and C4-1 cause no additional impact and are therefore not displayed in the result tables.

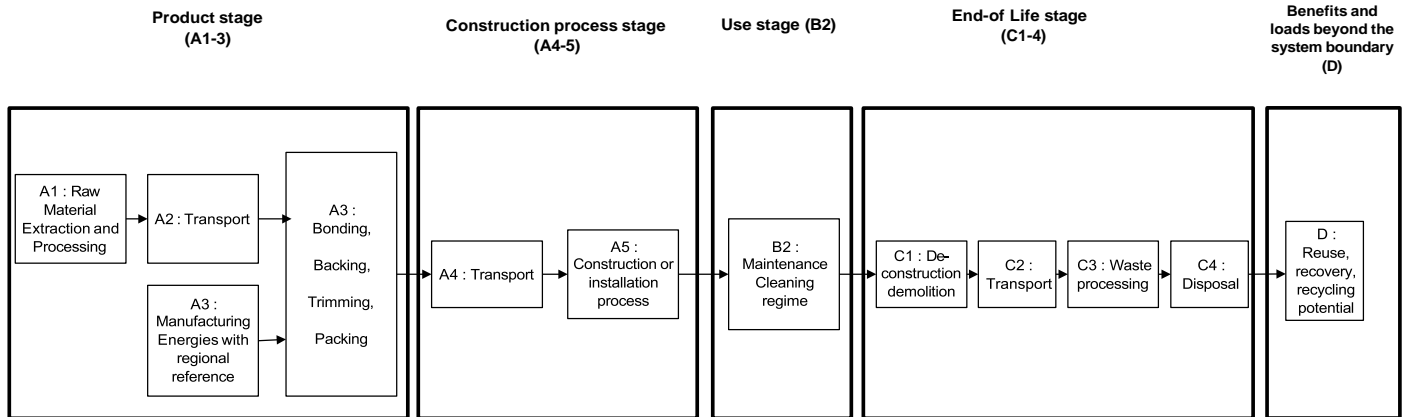


Figure 3: Flow chart of the Life Cycle Assessment

Comparisons of different floor coverings are only allowed, where EN 15804 consistent and/or preverified background data and EN 15804 consistent calculation methods and database versions are used and when the building context is taken into account, i.e. on the basis of the same use-classification (EN ISO 10874), same service life and comparable assumptions for the end of life.

## 7.1 Description of the Declared Functional Unit

The functional unit is one square meter of installed product and the use stage is considered for one year of service life.

## 7.2 Cut off Criteria

The cut-off criteria shall be 1% of renewable and non-renewable primary energy usage and 1% of the total mass of the unit process. The total neglected input flows per module shall be a maximum of 5% of energy usage and mass.

In practice, in this assessment, all data from the production data acquisition are considered, i.e. all raw materials used as per formulation, use of water, electricity and other fuels, the required packaging materials, and all direct production waste. Transport data on all considered inputs and output material are also considered.

## 7.3 Allocations

In the present study some allocations have been made. Detailed explanations can be found in the chapters below.

## 7.4 Co-product allocation

No co-product allocation occurs in the product system.

## 7.5 Allocation of multi-input processes

The Production and End of Life stage include incineration plants. In these processes different products are treated together within a process. The allocation procedures followed in these cases are based on a physical classification of the mass flows or calorific values.

# ENVIRONMENTAL PRODUCT DECLARATION



**Tessera Diffusion**  
Textile Floor covering

According to ISO 14025 and EN 15804

Credits from energy substitution are allocated to the production stage, because the gained energy from energy substitution is lower than the energy input in this stage. The same quality of energy is considered.

## 7.6 Allocation procedure of reuse, recycling and recovery

The installation waste and end of life waste is fed into incineration processes. Incineration processes include cogeneration processes which give thermal and power energy as outputs. It is assumed that this recovered energy offsets that produced by the European average grid mix and thermal energy generation from natural gas. The gained energy is declared in module D as avoided environmental burden. Generated electricity and steam due to the incineration of installation and end of life waste are listed in the result table as exported energy.

## 7.7 Description of the allocation processes in the LCA report

The description of allocation rules in of this LCA report meets the requirements of the PCR.

## 8 LCA Data

As a general rule, specific data derived from specific production processes or average data derived from specific production processes have been used as the first choice as a basis for calculating an EPD.

For life cycle modeling of the considered products, the GaBi 10 Software System for Life Cycle Engineering, developed by Sphera has been used. All relevant LCA datasets are taken from the GaBi 10 software database. The datasets from the database GaBi are documented in the online documentation. To ensure comparability of results in the LCA, the basic data of GaBi database were used for energy, transportation and auxiliary materials.

### 8.1 Data Quality

The requirements for data quality and LCA data correspond to the specifications of the PCR.

Foreground data are based on 1 year averaged data (year 2023). The reference ages of LCA datasets vary but are given in the table in the Appendix. The time period over which inputs to and outputs from the system is accounted for is 100 years from the year for which the data set is deemed representative. The technological LCA of the collected data reflects the physical reality of the declared product. The datasets are complete, conform to the system boundaries and the criteria for the exclusion of inputs and outputs and are geographical representative for the supply chain of Forbo flooring.

For life cycle modeling of the considered products the GaBi 10 Software System for Life Cycle Engineering, developed by Sphera, is used. All relevant LCA datasets are taken from the GaBi 10 software database. The last revision of the used data sets took place within the last 10 years.

### 8.2 System Boundaries

Production Stage includes provision of all materials, products and energy, packaging processing and its transport, as well as waste processing up to the end-of waste state or disposal of final residues during the product stage.

# ENVIRONMENTAL PRODUCT DECLARATION



**Tessera Diffusion**  
Textile Floor covering

According to ISO 14025 and EN 15804

Transport and Installation Stage includes provision of all materials, products and energy, as well as waste processing up to the end-of-waste state or disposal of final residues during the construction stage. These information modules also include all impacts and aspects related to any losses during this construction stage (i.e. production, transport, and waste processing and disposal of the lost products and materials). For the transportation a worldwide distribution is considered.

Use Stage includes provision and transport of all materials, products and related energy and water use, as well as waste processing up to the end-of-waste state or disposal of final residues during this part of the use stage. These information modules also include all impacts and aspects related to the losses during this part of the use stage (i.e. production, transport, and waste processing and disposal of the lost products and materials).

End of Life Stage includes provision and all transports, provision of all materials, products and related energy and water use. It also includes any declared benefits and loads from net flows leaving the product system that have not been allocated as co-products and that have passed the end-of-waste state in the form of reuse, recovery and/or recycling potentials.

## 8.3 Power mix

---

The selection of LCA data for the electricity generation is in line with the PCR.

The products are manufactured in Bamber Bridge, the United Kingdom. The GaBi 10 Hydro-, Solar- and Wind-power datasets have therefore been used (reference year 2024). The energy supplier is providing Forbo with a certificate every year.

## 8.4 CO<sub>2</sub>-Certificates

---

No CO<sub>2</sub>-certificates are considered in this study as the Tessera Diffusion manufacturing is realized without offsetting.

# ENVIRONMENTAL PRODUCT DECLARATION



FLOORING SYSTEMS

Tessera Diffusion  
Textile Floor covering

According to ISO 14025 and EN 15804

## 8.5 Life Cycle Inventory Analysis

In the table 3 the environmental impacts are presented for all the lifecycle stages with two End of Life scenarios:

- Scenario 1: 100% Municipal Waste Incineration (MWI) with R1 > 60%
- Scenario 2: 100% landfill disposal.

Table 3: Results of the LCA – Environmental impacts one lifecycle (one year) – Tessera Diffusion

Parameter	A1-A3	A4	A5	B2	C1	C2	C3/1	C4/2	D/1	D/2
GWP - total [kg CO2 eq.]	3,59E+00	2,03E-01	1,91E-01	6,39E-01	0,00E+00	3,32E-02	2,37E+00	2,10E+00	-3,07E-01	0,00E+00
GWP - fossil [kg CO2 eq.]	3,99E+00	1,99E-01	1,87E-01	6,32E-01	0,00E+00	3,34E-02	6,43E-01	1,82E-01	-3,05E-01	0,00E+00
GWP - biogenic [kg CO2 eq.]	-4,04E-01	2,73E-03	3,87E-03	6,99E-03	0,00E+00	-4,64E-04	1,73E+00	1,92E+00	-1,73E-03	0,00E+00
GWP - luluc [kg CO2 eq.]	1,10E-03	8,14E-04	1,41E-05	6,74E-05	0,00E+00	3,04E-04	7,07E-06	7,72E-05	-1,97E-05	0,00E+00
ODP [kg CFC-11 eq.]	1,79E-09	9,96E-15	5,33E-13	1,38E-10	0,00E+00	2,87E-15	2,70E-13	1,57E-13	-2,38E-12	0,00E+00
AP [Mole of H+ eq.]	1,70E-02	1,69E-03	4,37E-04	1,33E-03	0,00E+00	1,14E-04	1,94E-03	4,86E-04	-3,77E-04	0,00E+00
EP - freshwater [kg P eq.]	1,97E-04	3,28E-07	2,66E-07	2,47E-06	0,00E+00	1,20E-07	7,34E-08	1,85E-05	-4,90E-07	0,00E+00
EP - marine [kg N eq.]	3,99E-03	5,29E-04	1,50E-04	3,20E-04	0,00E+00	5,24E-05	8,81E-04	9,66E-04	-1,11E-04	0,00E+00
EP - terrestrial [Mole of N eq.]	5,26E-02	5,85E-03	1,65E-03	3,33E-03	0,00E+00	5,90E-04	1,00E-02	1,78E-03	-1,18E-03	0,00E+00
POCP [kg NMVOC eq.]	1,43E-02	1,26E-03	3,59E-04	8,52E-04	0,00E+00	1,04E-04	2,27E-03	1,06E-03	-3,07E-04	0,00E+00
ADPF [MJ]	8,84E+01	1,60E+00	4,06E+00	1,31E+01	0,00E+00	4,46E-01	9,15E-01	1,40E+00	-5,58E+00	0,00E+00
ADPE [kg Sb eq.]	1,88E-06	5,97E-09	6,65E-09	9,60E-08	0,00E+00	2,12E-09	2,48E-09	2,48E-09	-2,18E-08	0,00E+00
WDP [m³ world equiv.]	3,63E+01	1,07E-03	7,08E-03	1,49E-01	0,00E+00	3,78E-04	2,72E-01	6,90E-03	-2,88E-02	0,00E+00

Caption: GWP - total = global warming potential; GWP - fossil = global warming potential (fossil fuel only); GWP - biogenic = global warming potential (biogenic); GWP - luluc = global warming potential (land use only); ODP = ozone depletion; AP = acidification terrestrial and freshwater; EP - freshwater = eutrophication potential (freshwater); EP - marine = eutrophication potential (marine); EP - terrestrial = eutrophication potential (terrestrial); POCP = photochemical ozone formation; ADPE = abiotic depletion potential (element), ADPF = abiotic depletion potential (fossil) WDP = water scarcity

## 8.6 Interpretation

The interpretation of the results has been carried out considering the assumptions and limitations declared in the EPD, both methodology- and data-related for a one year usage.

In almost all of the impact categories the production stage (A1-A3) has the main contribution to the overall impact. The raw material supply, in particular PA 6, polyester, bitumen and latex are the key contributors for these impact categories.

Forbo declares in the EPD a worldwide distribution which has a limited effect on most of the impact categories. Only for GWP-luluc, AP, EP-marine & terrestrial and POCP there is a significant share caused by the ships and trucks used to transport the product.

The installation of Tessera Diffusion- has for all the environmental indicators a minor impact of 0 – 3% of the total environmental impact, caused by the adhesive and the disposal of the cutting waste.

In the Use stage the electricity needed to vacuum the floor is the main contributor. The cleaning regime used in the calculations is a worst-case scenario which will be in practice almost always be lower.

# ENVIRONMENTAL PRODUCT DECLARATION



FLOORING SYSTEMS

Tessera Diffusion  
Textile Floor covering

According to ISO 14025 and EN 15804

## 8.7 Resource use

In table 4 the parameters describing resource use are presented for all the lifecycle stages for a one year usage with two End of Life scenarios:

- Scenario 1: 100% Municipal Waste Incineration (MWI) with R1 > 60%
- Scenario 2: 100% landfill disposal.

Table 4: Results of the LCA – Resource use for Tessera Diffusion (one year)

	A1-A3	A4	A5	B2	C1	C2	C3/1	C4/2	D/1	D/2
PERE [MJ]	2,27E+01	8,63E-02	2,70E-01	7,79E+00	0,00E+00	3,16E-02	1,63E-01	1,26E-01	-1,62E+00	0,00E+00
PERM [MJ]	0,00E+00	0,00E+00	0,00E+00	0,00E+00	0,00E+00	0,00E+00	0,00E+00	0,00E+00	0,00E+00	0,00E+00
PERT [MJ]	2,27E+01	8,63E-02	2,70E-01	7,79E+00	0,00E+00	3,16E-02	1,63E-01	1,26E-01	-1,62E+00	0,00E+00
PENRE [MJ]	8,83E+01	1,60E+00	4,06E+00	1,31E+01	0,00E+00	4,47E-01	9,15E-01	1,40E+00	-5,58E+00	0,00E+00
PENRM [MJ]	1,20E+01	0,00E+00	0,00E+00	0,00E+00	0,00E+00	0,00E+00	0,00E+00	0,00E+00	0,00E+00	0,00E+00
PENRT [MJ]	1,00E+02	1,60E+00	4,06E+00	1,31E+01	0,00E+00	4,47E-01	9,15E-01	1,40E+00	-5,58E+00	0,00E+00
SM [kg]	2,15E+00	0,00E+00	0,00E+00	0,00E+00	0,00E+00	0,00E+00	0,00E+00	0,00E+00	0,00E+00	0,00E+00
RSF [MJ]	0,00E+00	0,00E+00	0,00E+00	0,00E+00	0,00E+00	0,00E+00	0,00E+00	0,00E+00	0,00E+00	0,00E+00
NRSF [MJ]	0,00E+00	0,00E+00	0,00E+00	0,00E+00	0,00E+00	0,00E+00	0,00E+00	0,00E+00	0,00E+00	0,00E+00
FW [m3]	8,53E-01	9,55E-05	5,73E-04	6,29E-03	0,00E+00	3,48E-05	6,39E-03	2,05E-04	-1,32E-03	0,00E+00

Caption: PERE = Use of renewable primary energy excluding renewable primary energy resources used as raw materials; PERM = Use of renewable primary energy resources used as raw materials; PERT = Total use of renewable primary energy resources; PENRE = Use of non-renewable primary energy excluding non-renewable primary energy resources used as raw materials; PENRM = Use of non-renewable primary energy resources used as raw materials; PENRT = Total use of non-renewable primary energy resources; SM = Use of secondary material; RSF = Use of renewable secondary fuels; NRSF = Use of non-renewable secondary fuels; FW = Use of net fresh water

## 8.8 Waste categories and output flows

In table 5 other environmental information describing different waste categories and output flows are presented for all the lifecycle stages with two End of Life scenarios:

- Scenario 1: 100% Municipal Waste Incineration (MWI) with R1 > 60%
- Scenario 2: 100% landfill disposal

Table 5: Results of the LCA – Output flows and Waste categories for Tessera Diffusion (one year)

	A1-A3	A4	A5	B2	C1	C2	C3/1	C4/2	D/1	D/2
HWD [kg]	1,57E-09	5,71E-12	4,35E-10	-1,02E-09	0,00E+00	1,66E-12	7,31E-11	1,18E-10	-2,95E-10	0,00E+00
NHWD [kg]	2,86E-02	2,10E-04	1,64E-03	9,82E-03	0,00E+00	6,45E-05	3,09E-02	9,89E-01	-2,75E-03	0,00E+00
RWD [kg]	2,06E-04	2,03E-06	2,82E-05	2,07E-03	0,00E+00	5,78E-07	3,40E-05	1,66E-05	-4,32E-04	0,00E+00
CRU [kg]	0,00E+00	0,00E+00	0,00E+00	0,00E+00	0,00E+00	0,00E+00	0,00E+00	0,00E+00	0,00E+00	0,00E+00
MFR [kg]	0,00E+00	0,00E+00	4,01E+00	0,00E+00	0,00E+00	0,00E+00	0,00E+00	0,00E+00	0,00E+00	0,00E+00
MER [kg]	0,00E+00	0,00E+00	0,00E+00	0,00E+00	0,00E+00	0,00E+00	0,00E+00	0,00E+00	0,00E+00	0,00E+00
EEE [MJ]	0,00E+00	0,00E+00	0,00E+00	0,00E+00	0,00E+00	0,00E+00	4,25E+00	0,00E+00	0,00E+00	0,00E+00
EET [MJ]	0,00E+00	0,00E+00	0,00E+00	0,00E+00	0,00E+00	0,00E+00	7,62E+00	0,00E+00	0,00E+00	0,00E+00

Caption: HWD = Hazardous waste disposed; NHWD = Non-hazardous waste disposed; RWD = Radioactive waste disposed; CRU = Components for re-use; MFR = Materials for recycling; MER = Materials for energy recovery; EEE = Exported electrical energy; EET = Exported thermal energy

# ENVIRONMENTAL PRODUCT DECLARATION



Tessera Diffusion  
Textile Floor covering

According to ISO 14025 and EN 15804

## 8.9 Biogenic Carbon content

Table 6: Information describing the biogenic carbon content at the factory gate

Biogenic carbon content	Unit (kg CO <sub>2</sub> /m <sup>2</sup> )
Biogenic carbon content in product	0.36
Biogenic carbon content in accompanying packaging	0.15
Note: 1 kg of biogenic carbon is equivalent to 44/12 kg of CO <sub>2</sub>	

## 9 Additional Environmental Impact Indicators

To be fully transparent Forbo Flooring does not only want to declare the environmental impacts required in the PCR, but also the additional environmental impact indicators according to the European Standard EN15804+A2 with two End of Life scenarios:

- Scenario 1: 100% Municipal Waste Incineration (MWI) with R1 > 60%
- Scenario 2: 100% landfill disposal

Table 7: Results of the LCA – Environmental impacts one lifecycle (one year) – Tessera Diffusion-

	A1-A3	A4	A5	B2	C1	C2	C3/1	C4/2	D/1	D/2
PM [Disease incidences]	1,54E-07	2,34E-08	3,18E-09	1,12E-08	0,00E+00	7,37E-10	6,02E-09	4,66E-09	-3,21E-09	0,00E+00
IR [kBq U235 eq.]	4,77E-01	2,92E-04	3,03E-03	3,45E-01	0,00E+00	8,35E-05	5,30E-03	2,45E-03	-7,17E-02	0,00E+00
ETF-fw [CTUe]	3,27E+02	1,12E+00	1,41E+00	5,77E+00	0,00E+00	3,11E-01	3,10E-01	3,31E+00	-1,22E+00	0,00E+00
HTP-c [CTUh]	5,12E-09	2,22E-11	6,72E-11	1,92E-10	0,00E+00	6,34E-12	6,90E-11	6,70E-11	-6,15E-11	0,00E+00
HTP-nc [CTUh]	4,78E-07	1,57E-09	5,08E-09	4,73E-09	0,00E+00	4,32E-10	6,66E-09	7,34E-09	-1,92E-09	0,00E+00
SQP [Pt]	9,29E+02	5,00E-01	2,28E-01	5,12E+00	0,00E+00	1,86E-01	1,85E-01	1,21E-01	-1,07E+00	0,00E+00

Caption: PM = Particulate matter emissions; IR = Ionizing radiation, human health; ETF-fw = Eco-toxicity (freshwater); HTP-c = Human toxicity, cancer effects; HTP-nc = Human toxicity, non-cancer effects, SQP = Soil quality potential/ Land use related impacts

### 9.1 Interpretation

The interpretation of the results has been carried out considering the assumptions and limitations declared in the EPD, both methodology- and data-related for a one year usage.

As with the mandatory environmental impact categories, the production phase is dominant in the contribution of the total lifespan of the additional environmental impact indicators. This is largely due to the production of the raw materials.

A much smaller impact is coming from the thermal energy used to manufacture the Tessera Diffusion.



Tessera Diffusion  
Textile Floor covering

According to ISO 14025 and EN 15804

## 9.2 Disclaimers to the declaration of core and additional environmental impact indicators

According to the "ILCD Handbook: Recommendations for Life Cycle Impact Assessment in the European context" the recommended characterization models and associated characterization factors are classified according to their quality into three levels:

- Type 1 (recommended and satisfactory),
- Type 2 (recommended but in need of some improvements)
- Type 3 (recommended, but to be applied with caution).

Table 8: Classification of disclaimers to the declaration of core and additional environmental impact indicators

ILCD classification	Indicator	Disclaimer
ILCD Type 1	Global Warming Potential (GWP)	None
	Depletion potential of the stratospheric ozone layer (ODP)	None
	Potential incidence of disease due to PM emissions (PM)	None
ILCD Type 2	Acidification potential, Accumulated Exceedance (AP)	None
	Eutrophication potential, Fraction of nutrients reaching freshwater end compartment (EP-freshwater)	None
	Eutrophication potential, Fraction of nutrients reaching marine end compartment (EP-marine)	None
	Eutrophication potential, Accumulated Exceedance (EP-terrestrial)	None
	Formation potential of tropospheric ozone (POCP)	None
	Potential Human exposure efficiency relative to U235 (IRP)	1
ILCD Type 2	Abiotic depletion potential for non-fossil resources (ADP-minerals&metals)	2
	Abiotic depletion potential for fossil resources (ADP-fossil)	2
	Water (user)deprivation potential, deprivation-weighted water consumption (WDP)	2
	Potential Comparative Toxic Unit for ecosystems (ETP-fw)	2
	Potential Comparative Toxic Unit for humans HTP-c)	2
	Potential Comparative Toxic Unit for humans HTP-nc)	2
	Potential Soil quality index (SQP)	2
Disclaimer 1 – This impact category deals mainly with the eventual impact of low dose ionizing radiation on human health of the nuclear fuel cycle. It does not consider effects due to possible nuclear accidents, occupational exposure nor due to radioactive waste disposal in underground facilities. Potential ionizing radiation from the soil, from radon and from some construction materials is also not measured by this indicator		
Disclaimer 2 – The results of this environmental impact indicator shall be used with care as the uncertainties on these results are high or as there is limited experience with the indicator.		



# ENVIRONMENTAL PRODUCT DECLARATION



Tessera Diffusion  
Textile Floor covering

According to ISO 14025 and EN 15804

## 10 References

GABi 10 2012	SPHERA AG; GaBi 10: Software-System and Database for Life Cycle Engineering. Copyright, TM. Stuttgart, Echterdingen, 1992-2017.
GABi 10 2012D	GaBi 10: Documentation of GaBi 10: Software-System and Database for Life Cycle Engineering. Copyright, TM. Stuttgart, Echterdingen, 1992-2017. <a href="http://documentation.gabi-software.com/">http://documentation.gabi-software.com/</a>
UL ENVIRONMENT	UL Environment's Program Operator Rules
PE 2012 ILCD Handbook: General guide for Life Cycle Assessment - Detailed guidance	Description of Selected Impact Categories, SPHERA AG, 2012 European Commission-Joint Research Centre - Institute for Environment and Sustainability: International Reference Life Cycle Data System (ILCD) Handbook-Recommendations for Life Cycle Impact Assessment in the European context. First edition November 2011. EUR 24571 EN. Luxemburg. Publications Office of the European Union; 2011
<b>STANDARDS AND LAWS</b>	
DIN EN ISO 14044	Environmental management - Life cycle assessment - Requirements and guidelines (ISO 14044:2006); German and English version EN ISO 14044
ISO 14025 2006	DIN EN ISO 14025: Environmental labels and declarations — Type III environmental declarations — Principles and procedures
ISO 14040 2006	Environmental management - Life cycle assessment - Principles and framework (ISO 14040); German and English version EN ISO 14040
CEN/TR 15941	Sustainability of construction works - Environmental product declarations - Methodology for selection and use of generic data; German version CEN/TR 15941
EN15804:2012+A2:2019+AC:2021	EN 15804: Sustainability of construction works — Environmental Product Declarations — Core rules for the product category of construction products
EN16810:2017	Resilient, textile and laminate floor coverings – Environmental product declarations – Product category rules
CPR	REGULATION (EU) No 305/2011 OF THE EUROPEAN PARLIAMENT AND OF THE COUNCIL of 9 March 2011 laying down harmonized conditions for the marketing of construction products and repealing Council Directive 89/106/EEC
EN-ISO 10874 EN 1307	Resilient, Textile and laminate floor coverings – Classification Textile floor coverings - Specification