

coral[®]


An exceptionally versatile range of entrance systems to choose from, performing as the ideal moisture and dirt barrier. There will always be a Coral product to meet your needs.

coral[®] brush


Coral Brush is ideal for passenger walkways and entrances including steps when you require a floor covering that can simultaneously absorb moisture and remove dry soiling.



Coral Brush is available in 18 colours



5750 | aztec black*



5730 | vulcan black



5710 | asphalt grey



5741 | cannon grey*



5715 | charcoal grey




5714 | shark grey



5767 | slate blue*




5721 | hurricane grey




5705 | bondi blue



5764 | petrified grey*



5727 | stratos blue




5722 | cornflower blue



5754 | straw brown*



5706 | brick red



5723 | cardinal red



5716 | masala brown



5709 | royal purple



5724 | chocolate brown

*Designs marked with a * have a more linear design whereas the other 13 colour references have an all-over aesthetic.*