



BY APPOINTMENT TO H.M. THE QUEEN  
MANUFACTURERS OF FLOORCOVERING  
FORBO FLOORING UK LTD KIRKCALDY

CI/SfB

| (43) | Tn |

March 2020



**Entrance** Flooring Systems

**nuway<sup>®</sup>**  
**coral<sup>®</sup>**

creating better environments

**forbo**

FLOORING SYSTEMS



RIGID ENTRANCE FLOORING SYSTEMS

The recognised market leader in engineered entrance flooring systems, Nuway offers a wide range of rigid single and double sided made-to-order mats which provide an outstanding first line of defence against soil and moisture entering a building on the soles of shoes and the treads of wheeled traffic.



Nuway Tuftiguard | black anodised + Coral Classic 4730 | raven black

NUWAY COLLECTION AT A GLANCE

nuway® tuftiguard

The original and most widely used rigid entrance mat in the UK. Reversible, effectively doubling its lifespan and guaranteed for up to 15 years. Available in open or closed format with single or double wiper strips for increased moisture removal.



8

nuway® tuftiguard HD

For entrances with intense traffic and high point loads.



12

nuway® connect

Single sided product offering 'mix and match' opportunities including bristle, Ultragrip rubber and Coral inserts.



16

nuway® grid

Single sided product available with 12 inserts, including Ultragrip Rubber for sure footing in multi-directional entrances.



22

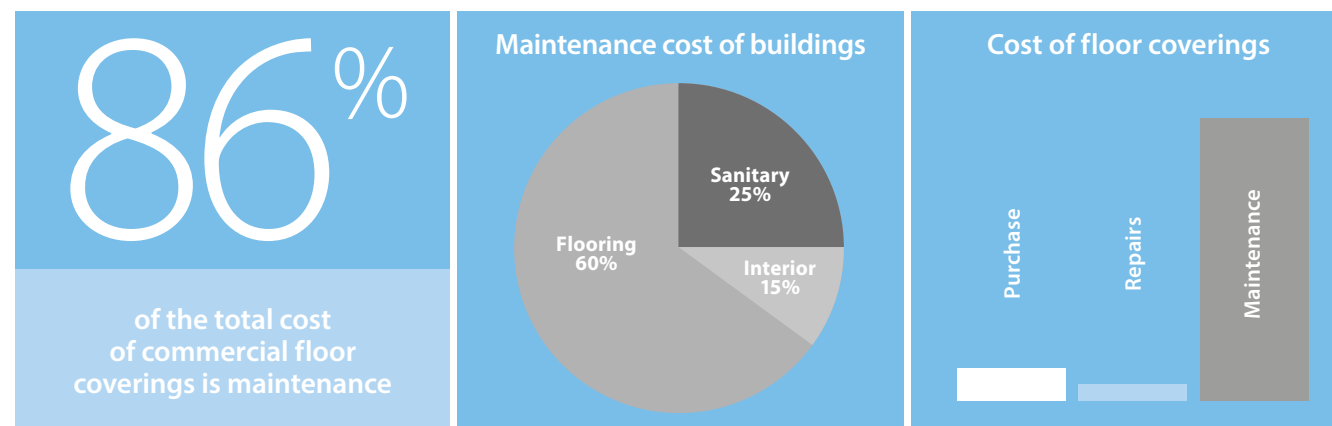


## ENTRANCE FLOORING SYSTEMS **SAVE MONEY...**



**Research shows that up to 95% of the dirt entering a building is brought in on the soles of shoes and the tyres of wheeled traffic. This wet and dry soiling makes interiors look dirty and unattractive, causes structural damage to interior floor coverings and finishes and creates unnecessary health and safety hazards.**

If effective measures are not taken to avoid this problem, the repair and maintenance costs of a typical floor covering over its lifespan could be nine times the cost of the original investment. A well designed entrance flooring system will prevent dirt and moisture from being tracked in and thereby prolong the life of interior flooring and reduce cleaning, repair and overall maintenance costs.



## ...AND **PROTECT** PEOPLE AND INTERIORS



Entrance flooring systems also have a critical safety role to play.

Falls, slips and trips at the same level account for **29% of non fatal injuries to employees per year\***, causing suffering and financial loss for individuals, companies and society at large.

Wet and dry soiling can both create slip hazards but by taking sensible decisions over flooring surfaces and installing effective entrance matting, the potential for slipping can be dramatically reduced.

**There are two major pieces of legislation/guidance documents that affect the specification of EFS's.**

### **British Standard 7953: 1999 Part 3.1 Guidance document**

- Definition of an EFS
- The role of an EFS
- Product types

### **British Standard 8300-2:2018**

Making entrances safe and accessible for all.

**The British Standard states why we need an entrance system and also what its role is.**

**The WELL Building Standard®** also recommends the use of entrance matting as an important tool to reduce pollutants entering the building.

### **The role of an entrance flooring system British Standard 7953 Part 5.1**

*"The entrance flooring system should scrape, wipe and retain soil, making contact with both feet of people entering the building and, in the case of wheeled traffic, with the circumference of the wheels."*

### **British Standard 7953: 1999 states that an EFS is necessary in order to:**

- Reduce the risk of slip injuries
- Prolong the life of the interior floor finish
- Reduce the cost of ongoing maintenance

Health and Safety and the Equality Act legislation imposes a duty of care on those who own and manage public buildings to prevent interior floor surfaces from becoming hazardous.

\*Source, Health and Safety Executive – Kinds of accident statistics in GB, 2019

The safety needs of the elderly, the infirm and those with impairments must be given a high priority. Floors must be kept clean, dry and safe and offer an appropriate co-efficient of friction (slip-resistance) for pedestrians and good wheel grip for wheel chair users.

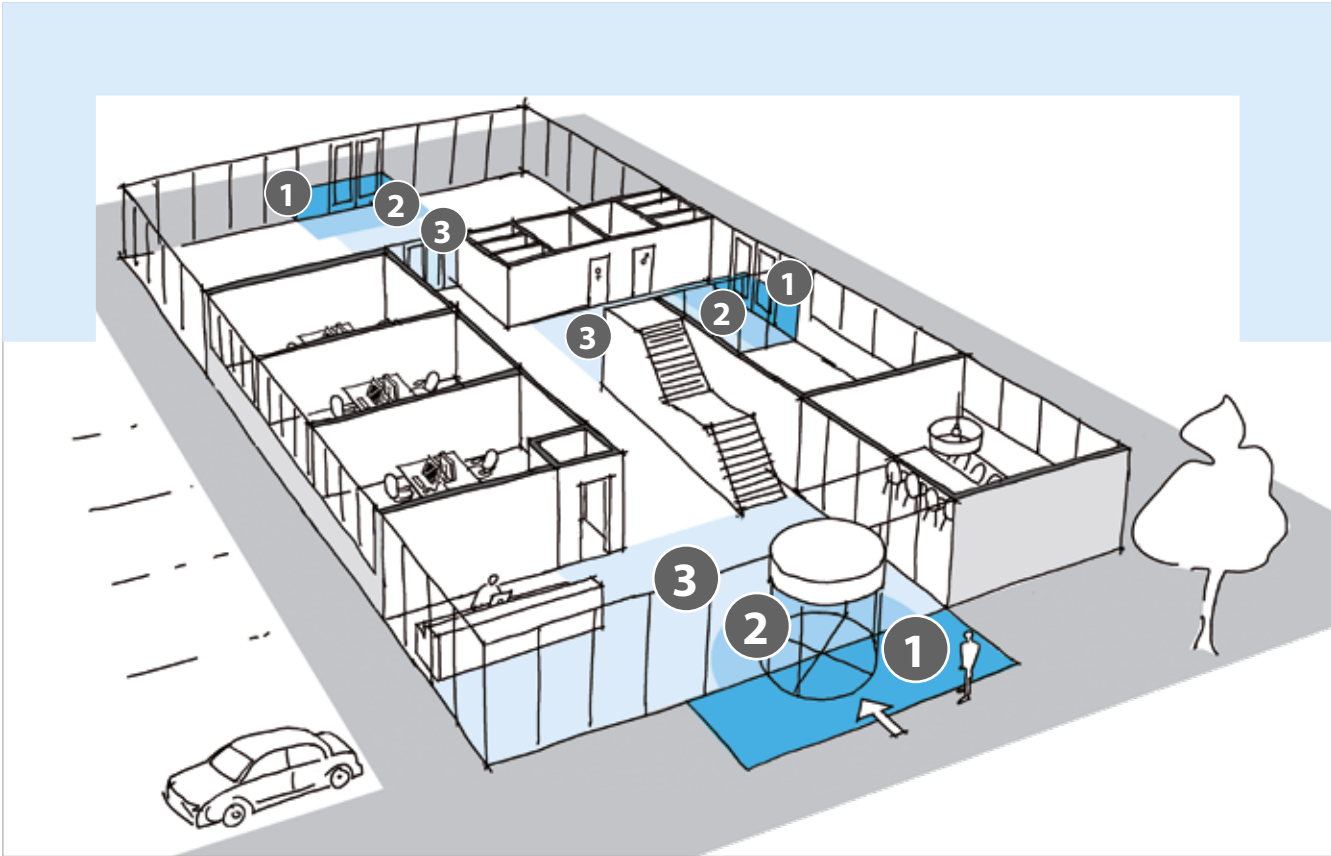
### **Equality Act 2010**

### **British Standard 8300-2:2018 Design of Buildings and their approaches to meet the needs of disabled people – Code of practice**

*"...The ingress of soil and surface moisture to buildings, or their transfer between adjacent internal areas, should be reduced to the lowest practical level, e.g. through the use of appropriate entrance matting systems conforming to British Standard 7953..."*

**Loose lay mats and coir are advised against.**

WHICH ENTRANCE FLOORING SYSTEM SHOULD I CHOOSE?



Creating an effective entrance flooring system involves thinking about footfall – the number of people walking in and out in a given period – and walking routes (the directions they take once inside) and applying that information in the design of the entrance area. One of the best ways to plan an entrance flooring system is to think in terms of applications: The table opposite is designed to help you select which Forbo entrance product best meets your needs, from our Nuway range of engineered mats to our Coral range of textile clean off systems.

If you really want to keep your building clean and safe, it's not enough to throw down a mat at the door. In fact the Health and Safety Executive advises against the use of loose lay mats which they state **'can introduce a range of hazards and are not always very effective.'**

Source: HSE elearning module, 'Watch your step'

|               |  |
|---------------|--|
| APPLICATION 1 | <b>OUTSIDE USE</b><br>Any matting placed outside the building entrance is the first line of defence against foot-borne soil, scraping the coarsest dirt from the soles of shoes before they cross the threshold.   |
| APPLICATION 2 | <b>INSIDE USE</b><br>Moving inside, the next line of defence, is used to remove foot-borne moisture and finer dirt particles.  |
| APPLICATION 3 | <b>OTHER CIRCULATION AREAS</b><br>Other areas in the building also suffer from soil and moisture; reception areas, corridors, walkways to other parts of the building, elevators, staircase exits, etc. All these areas will be prone to residual soiling and will benefit highly from a purposely designed Coral textile entrance mat to absorb this soiling. |

CONSIDERATIONS

The Coral textile range of entrance flooring products is suitable for use with wheelchairs and perambulatory wheeled traffic. For areas with multiple direction traffic flow, the use of Coral Classic or Coral Brush is recommended, as these Coral ranges are constructed to provide a multi-directional surface pile which limits potential for resistance to movement.

WHAT DO I NEED TO CONSIDER?


| Where to use?  | Internal or External?   | Reversible  | Finishes – Reversible  | Removes Moisture  | Which should I choose?  | Guarantee   |
|--|---|---|--|---|---|---|
|  |   |   | <div>Scrapper bars</div> <div>Wiper strips</div> <div>Finishes – Single sided</div> <div>Carriers</div> <div>Inserts coral</div>   |   |   | <div>GUARANTEE</div> <div>UP TO</div> <div>15</div> <div>YEARS</div>  |
| The location, type and level of traffic affects the choice of product. | Matting placed outside will defend against soil and the coarsest of foot-borne dirt.<br><br>Inside it will defend against foot-borne moisture and finer dirt particles. | Double sided rigid mats can be reversible, effectively doubling their lifespan.<br><br>Please see the table below to see which products are reversible. | There is a wide choice of wiper strips and scraper bars/carriers and inserts to allow our Nuway mats to co-ordinate with all interior finishes.<br><br><div>Scrapper Bars</div> <div>Wiper Strips</div> <div>Single sided carriers</div> <div>Single sided inserts</div> | Removing moisture from the soles of shoes is vital to prevent slipping. | Each product in our Nuway and Coral collections offers differing benefits and features. | Standard Guarantee is up to 10 years, depending on the product. Installations by FESSIs (Forbo Entrance System Specialist Installer) have an extended guarantee*. |

|                      | Application |      |      | Intense traffic | Extreme point loading | Reversible | Guarantee |
|----------------------|-------------|------|------|-----------------|-----------------------|------------|-----------|
| nuway® tuftiguard    | 1 + 2       | ●●●● | ●●●● | ●●●●            |                       | DOUBLE     | 15 years* |
| nuway® tuftiguard HD | 1 + 2       | ●●●● | ●●●● | ●●●●            | ●●●●                  | DOUBLE     | 15 years* |
| nuway® connect       | 1** + 2     | ●●●● | ●●●● |                 |                       | SINGLE     | 7 years*  |
| nuway® grid          | 1 + 2       | ●●●● | ●●●● |                 |                       | SINGLE     | 7 years*  |
| coral® click         | 2           | ●●●● | ●●●● |                 |                       |            | 5 years   |
| coral® click plain   | 1           | ●●●● | ●●●● |                 |                       |            | 5 years   |
| coral® duo           | 2           | ●●●● | ●●●● |                 |                       |            | 5 years   |
| coral® brush         | 2 + 3       | ●●●● | ●●●● |                 |                       |            | 5 years   |
| coral® brush tiles   | 2 + 3       | ●●●● | ●●●● |                 |                       |            | 5 years   |
| coral® welcome       | 2 + 3       | ●●●● | ●●●● |                 |                       |            | 5 years   |
| coral® classic       | 2 + 3       | ●●●● | ●●●● |                 |                       |            | 5 years   |
| coral® classic tiles | 2 + 3       | ●●●● | ●●●● |                 |                       |            | 5 years   |
| coral® logo          | 2 + 3       | ●●●● | ●●●● |                 |                       |            | 3 years   |

\*Nuway installations undertaken by a Forbo Entrance System Specialised Installer (FESSI) are guaranteed for up to 15 years (7 years for Bamboo, Connect and Grid). For details on our Coral range of textile entrance products, please visit [www.forbo-flooring.co.uk/coral](http://www.forbo-flooring.co.uk/coral)

\*\*Nuway Connect is only recommended for external use when using the Ultragrip rubber insert option.





At the heart of the Nuway range, **Tuftiguard Classic** is the most widely used rigid engineered entrance mat in the UK. Tuftiguard has the **durability, strength** and **structural integrity** to deliver **excellent performance and appearance retention** in intense traffic locations.

- High tensile steel linkages give Nuway Tuftiguard **construction integrity**.
- Tuftiguard mats can sit in a matwell or can be used with ramp systems.
- For multi-directional entrances, Nuway Tuftiguard is **available in 50cm tile format**.
- Tuftiguard is available in **open or closed construction** to suit the location of the mat and preferred cleaning regime.  
Note: Bamboo in open construction is only available as a special order. Please contact 01773 740 688 to find out more.
- Tuftiguard is **available with single wiper strips or double wiper strips** where extra moisture absorption is required or where the entrance is less than 3 metres deep.
- Tuftiguard is available in a **choice of depths** to match most matwells. Ramp frames are also available.
- **Scraper bars**, as the name suggests, scrape soil from the traffic crossing the entrance system.
- **Wiper strips** remove moisture and finer dirt.
- In our **Black anodised** aluminium mats, the black anodised finish is **removed from the tip of the scraper bars** to ensure a **consistent appearance** across the mat.
- Scraper bars are also available in three special anodised colours. **sand, bronze and gold.**

CONSIDERATIONS

BS8300-2:2018 Section 14.2 states that both natural and artificial sources of lighting should be designed to avoid creating glare, pools of bright light and strong shadows.

As with all aluminium matting systems of this type, in very brightly lit or illuminated areas, the strong contrast between light coloured aluminium scraper bars and dark wiper strips can sometimes create a strong visual contrast (and in extreme situations, a strobe effect) which should be prevented. To avoid disorientating pedestrians affected by this type of visual disturbance, consider using Bamboo or coloured anodised scraper bars with a less contrasting wiper strip.

CHOOSE FROM **THREE STYLES** OF TUFTIGUARD

There are three different styles of Tuftiguard, each offering a different level of design and performance flexibility.

|  | Best Seller<br>Tuftiguard Classic   | Tuftiguard Plain  | Tuftiguard Design   |
|--|---|---|---|
| Suitable for external / interior entrances |   |   |   |
| Reversible?                                |   |   |   |
| Colours of wiper strips available          | Buffed rubber for maximum dirt hiding   | Unbuffed rubber for use in external entrances   | Additional choice of 4 colours to reflect interior colour schemes               |
| Wiper strip format                         | Single wiper strip  | Double wiper strip for increased moisture removal and where the entrance is less than 3m deep |   |
| Colours of scraper bars available          | Anodised aluminium Suitable for most areas.   |   | Bamboo (Internal only) Sustainable and ideal for use alongside timber finishes. |
| Depth options                              | 12mm or 17mm  |   |   |
| Construction of mat                        | <b>CLOSED</b> or <b>OPEN</b> Open construction, ideal for external entrances as it can store more wet and dry soil. The new open construction design is heel proof.** |   |   |
| Guarantee                                  | <b>GUARANTEE 10 YEARS*</b> *15 years if installed by a FESSI. 7 year guarantee for Bamboo if installed by a FESSI.  |   |   |
| Where to use?                              | Very heavy and intense traffic areas.   |   |   |

*\*For details on FESSIs please visit [www.forbo-flooring.co.uk/FESSI](http://www.forbo-flooring.co.uk/FESSI)*  
*\*\*Note: Tuftiguard Classic and Design with Bamboo scraper bars is only available in open format as a special. Minimum order quantities, leadtimes and individual prices apply. Please contact 01773 740 688 to find out more.*  
*\*\*\* Minimum order quantity is 13m². The three anodised colours are sand, bronze and gold.*

New Tuftiguard Bamboo – the sustainable choice



- Bamboo is a **sustainable** species of grass.
- Tuftiguard Bamboo uses **moso high density** which outperforms the very best hardwood species, making it the best natural solution in heavy traffic situations.
- Moso bamboo is the **fastest growing** plant in the world.
- Moso bamboo is **sourced from sustainably managed forests** and plantations and is **FSC® certified**.
- As Bamboo is a **natural product**, there will be some **slight colour variances** between the scraper bars.
- Again, as it's a **natural product**, the mat may **fade** slightly over time and could lose some **small splinters** during its life cycle, however, this **will not affect the structural integrity** of the mat.

Bamboo scraper bars




Tuftiguard plain



Tuftiguard classic



Tuftiguard design



|   |  |    |        |    |        |    |        |    |  |    |        |    |        |    |        |    |
|---|--|----|--------|----|--------|----|--------|----|--|----|--------|----|--------|----|--------|----|
| Maximum length per module                         | 2500mm (Bamboo 2400mm)   |    |        |    |        |    |        |    |  |    |        |    |        |    |        |    |
| Maximum width per module                          | 750mm  |    |        |    |        |    |        |    |  |    |        |    |        |    |        |    |
| Maximum weight per module                         | 23kg/m²  |    |        |    |        |    |        |    |  |    |        |    |        |    |        |    |
| Depth   | 12mm   |    |        |    |        |    |        |    | 17mm   |    |        |    |        |    |        |    |
| Scraper bar material                              | Silver, black, sand, bronze or gold anodised aluminium             |    |        |    | Bamboo |    |        |    | Silver, black, sand, bronze or gold anodised aluminium |    |        |    | Bamboo |    |        |    |
| Construction                                      | Open   |    | Closed |    | Open   |    | Closed |    | Open   |    | Closed |    | Open   |    | Closed |    |
| Number of wiper strips                            | 1  | 2  | 1      | 2  | 1      | 2  | 1      | 2  | 1  | 2  | 1      | 2  | 1      | 2  | 1      | 2  |
| Total weight (kg/m²)                              | 11   | 12 | 14     | 15 | 10     | 11 | 13     | 14 | 14   | 15 | 16     | 17 | 13     | 14 | 15     | 16 |
| Max static load (kg/cm²)                          | 200  |    |        |    | 100    |    |        |    | 200  |    |        |    | 200    |    |        |    |
| Dynamic load (kg)<br>2 wheels 80mm, 20,000 passes | 200  |    |        |    | 100    |    |        |    | 200  |    |        |    | 200    |    |        |    |
| Frames  | A selection of recessed matwell frames are available               |    |        |    |        |    |        |    |  |    |        |    |        |    |        |    |
| Ramp frame model                                  | ARF 50   |    |        |    |        |    |        |    | ARF 70   |    |        |    |        |    |        |    |
| Manufacturing method                              | Entrance flooring system with scraper bars and rubber wiper strips |    |        |    |        |    |        |    |  |    |        |    |        |    |        |    |
| Wiper designs                                     | Plain, natural fibres, coloured fibres                             |    |        |    |        |    |        |    |  |    |        |    |        |    |        |    |
| Wiper material                                    | Rubber   |    |        |    |        |    |        |    |  |    |        |    |        |    |        |    |
| Pile material                                     | 100% Polyamide BCF   |    |        |    |        |    |        |    |  |    |        |    |        |    |        |    |



### CONSIDERATIONS

**Bamboo** is a natural product so there will be a variance of colour within the scraper bars and although the Bamboo may fade and lose small 'splinters', the structural integrity of the mat will not be affected.

In very brightly lit areas, the strong contrast between a light aluminium scraper bar and a dark wiper strip can sometimes create a strobe effect, which should be avoided.

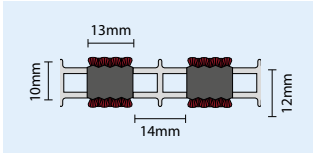
To prevent this type of occurrence, consider using scraper bars in **Bamboo** or **Anodised Aluminium**.



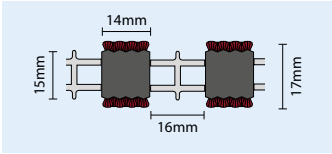
## TECHNICAL SPECIFICATIONS



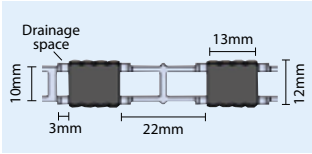
### Tuftiguard Classic and Design – dimensions



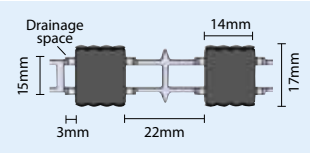
12mm single closed



17mm single closed



12mm single open



17mm single open

All dimensions are approximate.

### Scraper bars



Aluminium  
(Universal)



Bronze Anodised Aluminium  
(Classic & Design)



Black Anodised  
Aluminium  
(Classic & Design)



Gold Anodised Aluminium  
(Classic & Design)



Bamboo  
(Classic & Design)



Sand Anodised  
Aluminium (Classic & Design)

### Wiper bar options

Plain and Classic



Unbuffed (Plain)



Buffed (Classic)

### Wiper bar options

Design



Charcoal



Ocean



Scarlet



Willow

For more detailed information on the dimensions of our Nuway Tuftiguard Entrance Systems, please visit [www.forbo-flooring.co.uk/downloads](http://www.forbo-flooring.co.uk/downloads), or contact our Entrance Flooring Systems Customer Service team on **01773 740 688**.





- The ideal matting solution for entrances with **heavy duty loads** and **intense pedestrian and/or wheeled traffic**.
- Patented aluminium scraper bar ensures it's the **strongest type of matting in the Nuway range**, and possibly in the UK.

- Tests have confirmed that Tuftiguard HD **can withstand static loads of up to 900kg/cm²** compared with the maximum load of 200kg/cm² for standard Tuftiguard mats.
- Aluminium scraper bars have special ridges which **effectively remove dirt** while also being **smooth enough for wheeled traffic** to move easily.

CONSIDERATIONS

BS8300-2:2018 Section 14.2 states that both natural and artificial sources of lighting should be designed to avoid creating glare, pools of bright light and strong shadows.

As with all aluminium matting systems of this type, in very brightly lit or illuminated areas, the strong contrast between light coloured aluminium scraper bars and dark wiper strips can sometimes create a strong visual contrast (and in extreme situations, a strobe effect) which should be prevented. To avoid disorientating pedestrians affected by this type of visual disturbance, consider using a less contrasting wiper strip.

CHOOSE FROM **THREE STYLES** OF TUFTIGUARD HD

There are three different styles of Tuftiguard HD, each offering a different level of design and performance flexibility.

**Tuftiguard HD classic**

This is the best selling option in our HD collection.

- The wiper strip is buffed rubber for maximum dirt hiding as most dirt is light grey.
- The ridged scraper bars help to prevent glare.

**Tuftiguard HD plain**

As the Classic offer but with an unbuffed wiper strip making it suitable for external entrances.

**Tuftiguard HD design**

As the Classic offer but with an additional choice of nine wiper strips to reflect interior colour schemes.



|  | Tuftiguard HD Classic   | Tuftiguard HD Plain                           | Tuftiguard HD Design  |
|--|---|---|---|
| Suitable for external / interior entrances |   |   |   |
| Reversible?                                |   |   |   |
| Colours of wiper strips available          | Buffed rubber for maximum dirt hiding   | Unbuffed rubber for use in external entrances | Additional choice of 4 colours to reflect interior colour schemes |
| Wiper strip format                         | Only available in closed format with double wiper strips to ensure maximum performance and durability |   |   |
| Colours of scraper bars available          | Aluminium   |   |   |
| Depth options                              | 12mm  or  17mm  |   |   |
| Construction of mat                        | <b>CLOSED</b>   |   |   |
| Guarantee                                  | <b>GUARANTEE 10 YEARS*</b> <span>*15 years if installed by a FESSI.</span>                            |   |   |
| Where to use?                              | Very heavy and intense traffic areas with high point loading.   |   |   |

\*For details on FESSI's please visit [www.forbo-flooring.co.uk/FESSI](http://www.forbo-flooring.co.uk/FESSI)



Tuftiguard HD plain



Tuftiguard HD classic



Tuftiguard HD design



|  | Nuway 12mm   | Nuway 17mm   |
|--|--|--|
| Maximum length per module                      | 2500mm   | 2500mm   |
| Maximum width per module                       | 750mm  | 750mm  |
| Maximum weight per module                      | 23kg/m²  | 23kg/m²  |
| Depth  | 12mm   | 17mm   |
| Scraper bar material                           | Aluminium  | Aluminium  |
| Construction                                   | Closed   | Closed   |
| Number of wiper strips                         | 2  | 2  |
| Total weight (kg/m²)                           | 17   | 24   |
| Max static load (kg/cm²)                       | 900  | 900  |
| Dynamic load (kg) 2 wheels, 80mm 20,000 passes | 350  | 350  |
| Frames   | A selection of recessed matwell frames are available               | A selection of recessed matwell frames are available               |
| Ramp frame model                               | ARF 50   | ARF 70   |
| Manufacturing method                           | Entrance flooring system with scraper bars and rubber wiper strips | Entrance flooring system with scraper bars and rubber wiper strips |
| Wiper design                                   | Plain, natural fibres, coloured fibres                             | Plain, natural fibres, coloured fibres                             |
| Pile / wiper material                          | 100% polyamide BCF   | 100% polyamide BCF   |

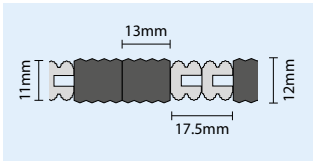
To find out more about how our Nuway ranges help to create better environments, please visit our website and download the environmental data sheets [www.forbo-flooring.co.uk/cbedownloads](http://www.forbo-flooring.co.uk/cbedownloads)



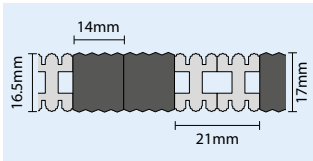
TECHNICAL SPECIFICATIONS



Tuftiguard HD plain – dimensions

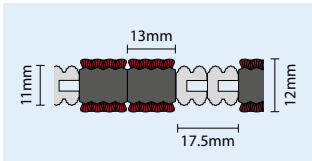


12mm double closed

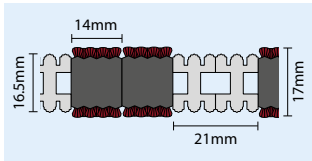


17mm double closed

Tuftiguard HD classic/design – dimensions



12mm double closed



17mm double closed

All dimensions are approximate.

Scraper bars

Universal



Aluminium

Wiper bar options

Plain and Classic



Unbuffered (Plain)



Buffered (Classic)

Wiper bar options

Design



Charcoal



Ocean



Scarlet



Willow

For more detailed information on the dimensions of our Nuway Tuftiguard Entrance Systems, please visit [www.forbo-flooring.co.uk/downloads](http://www.forbo-flooring.co.uk/downloads), or contact our Entrance Flooring Systems Customer Service team on **01773 740 688**.






Nuway Connect is a very versatile roll-up single sided entrance system that's easy to shape on site, making it ideal for awkwardly shaped entrances. It's also available with a wide choice of inserts allowing the mat to be adapted to suit individual requirements.

- **Ultragrip rubber inserts** have been tested using the Pendulum (the HSE recommended test method) in accordance with BS7976-2 and the UK Slip Resistance Group Guidelines and **offer a low slip risk** in wet and dry conditions.
- **Ultragrip rubber** offers excellent sure-footing and is **ideal for multi-directional entrances**. Its high rubber content prevents it getting slippery when wet.
- **Ultragrip rubber** offers improved **underfoot comfort** and **moisture removal** due to its 'pocket' design. It also offers **excellent fire rating properties**.
- A choice of **5 Coral Classic inserts** allows colour co-ordination with matching Coral Classic sheet product used in the secondary matting zone.
- All three elements, Coral, bristles and Ultragrip rubber, **can be mixed and matched** to create the precise entrance system to meet your needs.
- Open construction **Connect** mats **can be rolled up** for ease of cleaning.
- The patented product design ensures that the **mat can only be rolled inwardly**, helping to prevent the **bow wave** that can occur on other rollable products.



# THE FLEXIBLE, RIGID ENTRANCE SYSTEM

## Connect carrier component structure



**Inserts**  
Available with a choice of 5 Coral Classic, 4 row bristle and Ultragrip rubber inserts for internal and external use.


**Carrier Section**  
Low lustre aluminium anodised finish helps to prevent a strobing effect in bright conditions. **Note:** There is a slight difference in the profile between 10mm and 17/22mm Connect. (see image on the left).

For technical information please visit [www.forbo-flooring.co.uk/Nuway](http://www.forbo-flooring.co.uk/Nuway)

## Choose your combination


Nuway Connect is one of the most flexible single sided entrance mats available in the UK. With a choice of 7 inserts, 3 heights and 2 constructions, a Nuway Connect mat can be precisely tailored to your individual requirements.

1  
PICK YOUR  
INSERT




**Coral Classic**

- For picking up moisture and fine dirt
- For interior use only (colours are shown overleaf)



**4-row bristle**


- For removal of coarse dirt
- For exterior and interior use



**Ultragrip rubber**

- Ideal for multi directional entrances
- Proven low slip risk
- Fire rating of Bfls1
- For exterior and interior use


2  
MIX & MATCH  
YOUR OPTIONS



**The following options are available if required**


- Ultragrip rubber with bristles (alternating)
- Textile with Ultragrip rubber or bristles (alternating)

3  
CHOOSE YOUR  
CONSTRUCTION



**Open**


- Collects dirt in the matwell rather than on the surface
- Easily rollable for cleaning




**Closed**

- Improved functionality of the mat as there is a greater surface of inserts


4  
SELECT YOUR  
HEIGHT



10mm



17mm



22mm

**Please note:** Due to the different construction of the 10mm depth product, there is a greater visibility of aluminium scraper bar than on the other 2 heights.






Nuway Connect is flexible single sided solutions with three different inserts which can be mixed and matched for the ideal entrance.


Different heights – different profiles

The appearance of the 10mm depth Connect differs from the 17 and 22mm versions as the width of the profile of 10mm Nuway Connect is larger and therefore shows more aluminium.




10mm

Open or closed construction




Open (10mm height)

Mix and match – bristle and Ultragrip rubber




Textile with bristles (10mm height)



17/22mm



Closed (10mm height)



Bristles with Ultragrip rubber (10mm height)

THE FLEXIBLE, RIGID ENTRANCE SYSTEM

Coral Classic colours available in Nuway connect



4701 | anthracite



4730 | raven black



4753 | bright red



4764 | taupe



4750 | warm black



Ultragrip rubber



Bristles



Specials

Different colours of Coral Classic and Coral Brush inserts are available at a small price premium and there is also the possibility of adding anodised aluminium branding strips. To find out more, please contact our Entrance Flooring Systems customer service team on **01773 740 688**.

|  | Connect with Coral textile inserts   | Connect with bristle inserts      | Connect with Ultragrip rubber inserts |
|--|--|-----------------------------------|---------------------------------------|
| Suitable for external / interior entrances |  |                                   |                                       |
| Inserts available                          | <b>coral® classic</b><br>5 colours (see above for details)                         | <br>4-row bristle                 | <br>Slip resistant Ultragrip rubber   |
| Carrier                                    | <br>Low lustre aluminium   |                                   |                                       |
| Construction of mat                        | <b>OPEN</b> or <b>CLOSED</b>   |                                   |                                       |
| Height options                             | 10mm  17mm  22mm   |                                   |                                       |
| Mix and match inserts                      | <br>Offers a mix and match option including textile, bristle and Ultragrip rubber. |                                   |                                       |
| Rollable                                   | <br>Rollable for ease of cleaning in open construction only                        |                                   |                                       |
| Guarantee                                  | <b>GUARANTEE 5 YEARS*</b>  | *7 years if installed by a FESSI. |                                       |
| Where to use?                              | <br>Very heavy traffic.  |                                   |                                       |

\*For details on FESSIs please visit [www.forbo-flooring.co.uk/FESSI](http://www.forbo-flooring.co.uk/FESSI)

CONSIDERATIONS

BS8300-2:2018 Section 14.2 states that both natural and artificial sources of lighting should be designed to avoid creating glare, pools of bright light and strong shadows. As with all aluminium matting systems of this type, in very brightly lit or illuminated areas, the strong contrast between light coloured aluminium scraper bars and dark wiper strips can sometimes create a strong visual contrast (and in extreme situations, a strobe effect) which should be prevented. To avoid disorientating pedestrians affected by this type of visual disturbance, consider using a less contrasting insert.

If you are considering Connect for an exterior mat in an exposed entrance, we recommend using Ultragrip rubber or a combination of Ultragrip rubber and bristle for maximum slip resistance. Please contact our Entrance Flooring Systems customer service team on **01773 740 688** to ensure compatibility.



NUWAY CONNECT WITH CORAL CLASSIC TEXTILE INSERT

| Combination                                    | Textile only   |        |      |        |        |      |
|--|--|--------|------|--------|--------|------|
| System   | Open   |        |      | Closed |        |      |
|  | 10mm   | 17mm   | 22mm | 10mm   | 17mm   | 22mm |
| Depth to height of aluminium (mm)              | 8  | 14     | 19   | 8      | 14     | 19   |
| Depth to height of insert (mm)                 | 11   | 17     | 22   | 11     | 17     | 22   |
| Distance between the profiles (mm)             | 5  |        |      | 0      |        |      |
| Weight (kg/m²)                                 | 9.5  | 13.2   | 14.9 | 10.5   | 15.1   | 17.1 |
| Max width per module (mm)                      | 3000   |        |      |        |        |      |
| Max depth per module (mm)                      | Relates to the weight  |        |      |        |        |      |
| Max weight per module (kg)                     | 23   |        |      |        |        |      |
| Max static load (kg/cm²)                       | 200  | 200    | 200  | 200    | 200    | 200  |
| Dynamic load (kg) 2 wheels, 80mm 20,000 passes | 200  | 200    | 200  | 200    | 200    | 200  |
| Fire behaviour EN ISO 9239-1                   | B <sub>f</sub> s1  |        |      |        |        |      |
| Frame  | A selection of recessed matwell frames are available                           |        |      |        |        |      |
| Ramp frame                                     | ARF 50   | ARF 70 |      | ARF 50 | ARF 70 |      |
| Material and manufacturing method              | Anodised aluminium profiles with PVC connector profiles, stainless steel clips |        |      |        |        |      |
| Wiper design                                   | Coral clean-off system   |        |      |        |        |      |
| Wiper material                                 | 100% polyamide BCF   |        |      |        |        |      |

NUWAY CONNECT WITH BRISTLE

| Combination                                    | Bristle only   |        |      |        |        |      |
|--|--|--------|------|--------|--------|------|
| System   | Open   |        |      | Closed |        |      |
|  | 10mm   | 17mm   | 22mm | 10mm   | 17mm   | 22mm |
| Depth to height of aluminium (mm)              | 8  | 14     | 19   | 8      | 14     | 19   |
| Depth to height of insert (mm)                 | 15   | 21     | 26   | 15     | 21     | 26   |
| Distance between the profiles (mm)             | 5  |        |      | 0      |        |      |
| Weight (kg/m²)                                 | 12.7   | 17.1   | 18.8 | 14.2   | 19.6   | 21.6 |
| Max width per module (mm)                      | 3000   |        |      |        |        |      |
| Max depth per module (mm)                      | Relates to the weight  |        |      |        |        |      |
| Max weight per module (kg)                     | 23   |        |      |        |        |      |
| Max static load (kg/cm²)                       | 100  | 100    | 100  | 100    | 100    | 100  |
| Dynamic load (kg) 2 wheels, 80mm 20,000 passes | 50   | 50     | 50   | 50     | 50     | 50   |
| Fire behaviour EN ISO 9239-1                   | C <sub>f</sub> s1  |        |      |        |        |      |
| Frame  | A selection of recessed matwell frames are available                           |        |      |        |        |      |
| Ramp frame                                     | ARF 50   | ARF 70 |      | ARF 50 | ARF 70 |      |
| Material and manufacturing method              | Anodised aluminium profiles with PVC connector profiles, stainless steel clips |        |      |        |        |      |
| Wiper design                                   | 4 row bristles   |        |      |        |        |      |
| Wiper material                                 | 100% polyamide BCF   |        |      |        |        |      |

To find out more about how our Nuway ranges help to create better environments, please visit our web site and download the environmental data sheets [www.forbo-flooring.co.uk/cbedownloads](http://www.forbo-flooring.co.uk/cbedownloads)

TECHNICAL SPECIFICATIONS

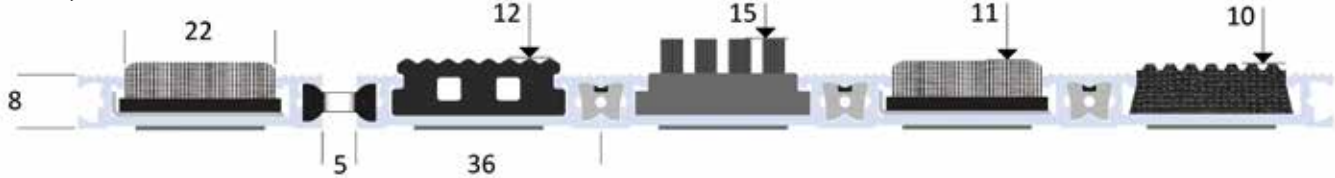
NUWAY CONNECT WITH ULTRAGRIP SAFETY RUBBER

| Combination                                    | Ultragrip safety rubber  |        |      |        |        |      |
|--|--|--------|------|--------|--------|------|
| System   | Open   |        |      | Closed |        |      |
|  | 10mm   | 17mm   | 22mm | 10mm   | 17mm   | 22mm |
| Depth to height of aluminium (mm)              | 8  | 14     | 19   | 8      | 14     | 19   |
| Depth to height of insert (mm)                 | 10   | 16     | 21   | 10     | 16     | 21   |
| Distance between the profiles (mm)             | 5  |        |      | 0      |        |      |
| Weight (kg/m²)                                 | 12   | 16.2   | 17.9 | 12     | 16.2   | 17.9 |
| Max width per module (mm)                      | 3000   |        |      |        |        |      |
| Max depth per module (mm)                      | Relates to the weight  |        |      |        |        |      |
| Max weight per module (kg)                     | 23   |        |      |        |        |      |
| Max static load (kg/cm²)                       | 100  | 100    | 100  | 100    | 100    | 100  |
| Dynamic load (kg) 2 wheels, 80mm 20,000 passes | 100  | 100    | 100  | 100    | 100    | 100  |
| Fire behaviour EN ISO 9239-1                   | B <sub>f</sub> s1  |        |      |        |        |      |
| Frame  | A selection of recessed matwell frames are available,                          |        |      |        |        |      |
| Ramp frame                                     | ARF 50   | ARF 70 |      | ARF 50 | ARF 70 |      |
| Material and manufacturing method              | Anodised aluminium profiles with PVC connector profiles, stainless steel clips |        |      |        |        |      |
| Wiper design                                   | Coarse rubber  |        |      |        |        |      |
| Wiper material                                 | Rubber   |        |      |        |        |      |

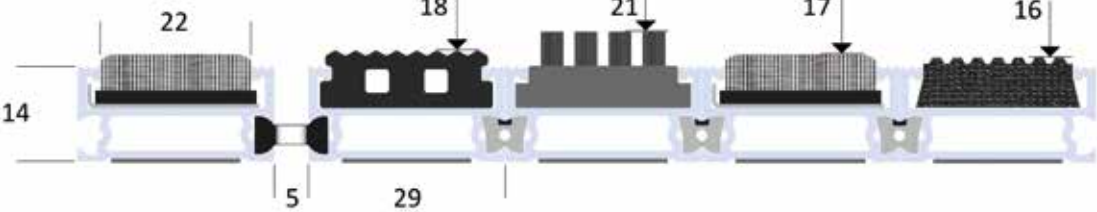
To find out more about how our Nuway ranges help to create better environments, please visit our web site and download the environmental data sheets [www.forbo-flooring.co.uk/cbedownloads](http://www.forbo-flooring.co.uk/cbedownloads)

MAIN DIMENSIONS SHOWN IN MM

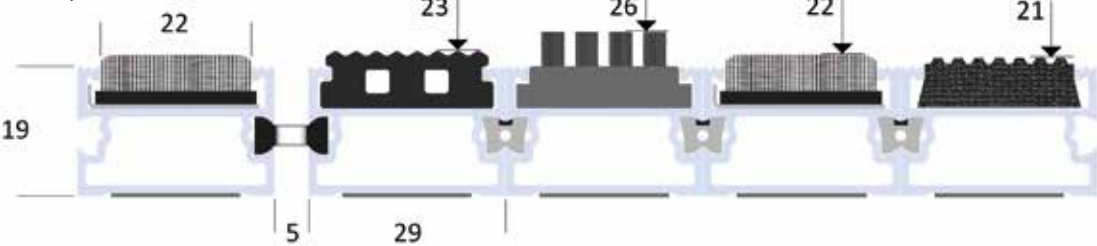
Nuway connect 10mm



Nuway connect 17mm



Nuway connect 22mm







Nuway Grid offers a contemporary and cost effective alternative to Nuway Tuftiguard entrance matting and is an ideal solution in very heavy traffic entrance areas where aesthetic considerations are paramount.

- Coral **carrier sections** can allow **colour co-ordinated** entrance areas to be created **with primary and secondary entrance matting products**.
- Inserts include strips of **textile inserts** (for internal use only) in **11 different colourways** drawn from the **Coral Classic, Coral Brush and Burford** ranges.



**CONSIDERATIONS**

BS8300-2:2018 Section 14.2 states that both natural and artificial sources of lighting should be designed to avoid creating glare, pools of bright light and strong shadows.


In very brightly lit or illuminated areas, the strong contrast between light coloured aluminium scraper bars and dark wiper strips can sometimes create a strong visual contrast (and in extreme situations, a strobe effect) which should be prevented. To avoid disorientating pedestrians affected by this type of visual disturbance, consider using a less contrasting insert. Please contact our Entrance Flooring Systems customer service team on **01773 740 688** to ensure compatibility.

- Other **textile inserts from the Coral range** are available to **special order**.
- **Grid Ultragrip** provides a **slip resistant** surface, ideal for external entrances with **multi directional traffic**.
- **Ultragrip rubber inserts** have been tested using the Pendulum (the HSE recommended test method) in accordance with BS7976-2 and the UK Slip Resistance Group Guidelines and **offer a low slip risk** in wet and dry conditions.
- **Grid Ultragrip** offers improved **underfoot comfort** and **moisture removal** due to its 'pocket' design. It also offers **excellent fire rating properties**.
- Available in a **choice of 12 and 17mm depths** to suit the majority of matwells.
- Unique **dovetail construction** allows for **easy shaping on site**.




# TOUGH, DURABLE AND STYLISH


## Coral Classic colours available in Nuway Grid



## Coral Brush colours available in Nuway Grid



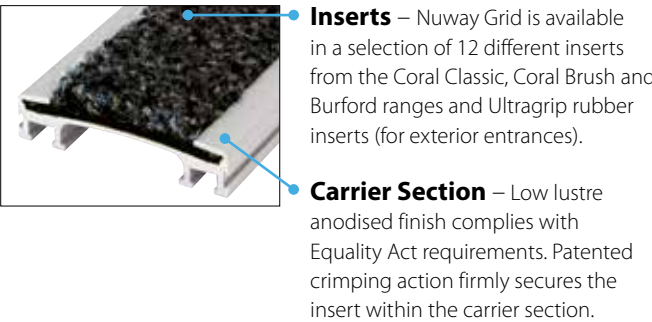
## Ultragrip rubber insert



## Burford insert



## Nuway Grid carrier component structure



For technical information please visit [www.forbo-flooring.co.uk/Nuway](http://www.forbo-flooring.co.uk/Nuway)

|  | Grid with textile inserts  | Grid with Ultragrip rubber inserts |
|--|--|------------------------------------|
| Suitable for external / interior entrances |  |                                    |
| Inserts available                          | <b>coral® classic</b> 5 colours<br><b>coral® brush</b> 5 colours<br><b>Burford</b> | Slip resistant Ultragrip rubber    |
| Carrier                                    | Low lustre aluminium   |                                    |
| Height options                             | 12mm  or  17mm   |                                    |
| Construction of mat                        | <b>CLOSED</b>  |                                    |
| Guarantee                                  | <b>GUARANTEE 5 YEARS*</b> *7 years if installed by a FESSI.                        |                                    |
| Where to use?                              | Very heavy traffic.  |                                    |

\*For details on FESSIs please visit [www.forbo-flooring.co.uk/FESSI](http://www.forbo-flooring.co.uk/FESSI)

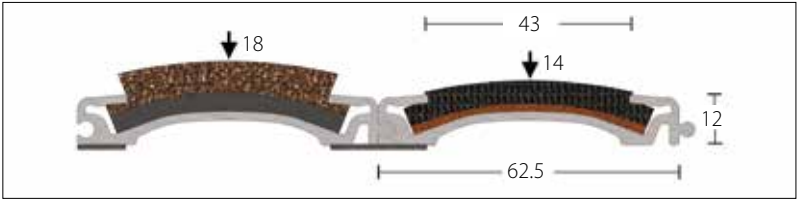


|  | 12mm Grid   |   | 17mm Grid   |   |
|--|---|---|---|---|
| Maximum length per module                            | 3000mm  |   | 3000mm  |   |
| Maximum width per module                             | 750mm   |   | 750mm   |   |
| Maximum weight per module                            | 23kg  |   | 23kg  |   |
|  | Rubber  | Textile   | Rubber  | Textile   |
| Depth to height of aluminium                         | 12mm  | 12mm  | 17mm  | 17mm  |
| Depth to height of infill                            | 14mm  | 18mm  | 19mm  | 23mm  |
| Infill material                                      | Ultragrip<br>Safety Rubber  | Burford/Coral Classic/<br>Coral Brush                         | Ultragrip<br>Safety Rubber  | Burford/Coral Classic/<br>Coral Brush                         |
| Construction   | Closed  |   | Closed  |   |
| Total weight (kg/m²)                                 | 10.5  | Approx 9  | 17.2  | Approx 15   |
| Max static load (kg/cm²)                             | 100   |   | 100   |   |
| Dynamic load (kg)<br>2 wheels 80mm,<br>20,000 passes | 200   |   | 200   |   |
| Fire behaviour EN ISO 9239-1                         | Ultragrip B <sub>s</sub> s1   |   | Textile B <sub>s</sub> s1 (Coral only)                                    |   |
| Ramp frame model                                     | ARF 50  |   | ARF 70  |   |
| Manufacturing method                                 | Entrance flooring system<br>with carriers and Ultragrip<br>rubber infills | Entrance flooring system<br>with carriers and textile infills | Entrance flooring system<br>with carriers and Ultragrip<br>rubber infills | Entrance flooring system<br>with carriers and textile infills |
| Wiper material                                       | Ultragrip rubber  | Needlefelt/PVC backed textile                                 | Ultragrip rubber  | Needlefelt/PVC backed textile                                 |
| Pile material  | N/A   | 100% polypropylene (Burford)<br>/100% polyamide (Coral)       | N/A   | 100% polypropylene (Burford)<br>/100% polyamide (Coral)       |

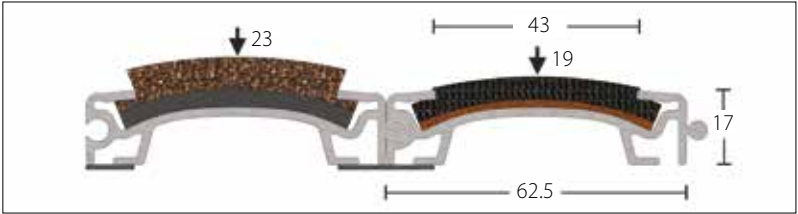
To find out more about how our Nuway ranges help to create better environments, please visit our website and download the environmental data sheets [www.forbo-flooring.co.uk/cbedownloads](http://www.forbo-flooring.co.uk/cbedownloads)



To see full range of inserts, please visit [www.forbo-flooring.co.uk/Nuway](http://www.forbo-flooring.co.uk/Nuway)



Nuway Grid 12mm with textile / Ultragrip rubber



Nuway Grid 17mm with textile / Ultragrip rubber



Rubber fill in profiles ensure a neat matwell finish and facilitate cutting on site



CONSIDERATIONS

BS8300-2:2018 Section 14.2 states that both natural and artificial sources of lighting should be designed to avoid creating glare, pools of bright light and strong shadows.

In very brightly lit or illuminated areas, the strong contrast between light coloured aluminium scraper bars and dark wiper strips can sometimes create a strong visual contrast (and in extreme situations, a strobe effect) which should be prevented. To avoid disorientating pedestrians affected by this type of visual disturbance, consider using a less contrasting insert. Please contact our Entrance Flooring Systems customer service team on **01773 740 688** to ensure compatibility.

NUWAY TRAINING

For more than 20 years, Forbo Flooring has been offering rigid matting training, based on CITB guidelines, at its Telford rigid entrance matting manufacturing site.



We worked with CITB (Construction Industry Training Board), CSCS (Construction Skills Certification Scheme), CFA (Contract Flooring Association) and FITA (the CFA affiliated training association) to develop a new CITB approved training standard: **‘Entrance Matting and Matwell Framing Installation’.**

The CITB course is a four-day course which includes all types of entrance matting (rigid, single-sided, modular, textile) as well as matwell frames.

This course is designed to enable all installers involved with entrance matting fitting to gain a recognised installation skill with external certification and thereby allow them to apply for a CSCS Blue Skilled Worker Card (valid for 5 years). This skilled worker card will be specifically for the installation of entrance matting and matwell frames and is in addition to any general floor laying CSCS card that may be held by individuals.

For more information please visit [www.forbo-flooring.co.uk/nuway](http://www.forbo-flooring.co.uk/nuway)




Forbo’s FESSI network

Forbo Entrance System Specialist Installer

- FESSI contractors are independent companies, hand-picked by Forbo on the basis of their experience in this important area of the flooring market and their commitment to deliver consistently high quality installations.
- Each FESSI contractor has undertaken the CITB Entrance Matting and Matwell Framing Installation standard course and holds the relevant CSCS card for installation of entrance flooring systems. They have had to demonstrate their ability to deliver demanding Nuway installations incorporating complex shaping and breakouts. There are two levels, FESSI Technician and FESSI Master Fitter. All participants must pass the training to be authorised to carry a FESSI ID card.
- FESSI contractors will carry out the entire installation to the highest standards, including preparation of the subfloor and Nuway matting installed under the FESSI scheme is guaranteed for up to 15 years depending on the product fitted.


To find your nearest FESSI, please visit [www.forbo-flooring.co.uk/FESSI](http://www.forbo-flooring.co.uk/FESSI)





TEXTILE CLEAN-OFF ENTRANCE SYSTEMS

Coral has been the market leading textile entrance flooring brand for over 50 years and offers more choice than ever before with attractive and sustainable clean-off systems in styles and constructions to suit all applications, budgets and aesthetic requirements.



Coral Welcome 3207 | blue velvet


CORAL COLLECTION AT A GLANCE

Why choose Coral?



28

coral<sup>®</sup> brush  
The great all-rounder.



34

coral<sup>®</sup> click  
The first steps in protecting your building.



30

coral<sup>®</sup> classic  
The ultimate moisture absorber.



35

coral<sup>®</sup> welcome  
Where design meets environment.



32

coral<sup>®</sup> tiles  
All the qualities of Coral Brush and Classic with the convenience of a modular format.



36

coral<sup>®</sup> duo  
The ultimate dirt and moisture remover.



33

coral<sup>®</sup> logo  
Make a lasting impression.



38



## WHY SHOULD YOU CHOOSE **CORAL** ENTRANCE MATTING FOR YOUR BUILDING?

### **ONLY CORAL HAS BEEN PROVEN TO STOP UP TO 95% OF DIRT AND MOISTURE ENTERING A BUILDING**

**Cleaning Research International** has proven that equipping an entrance with 6m<sup>2</sup> of Coral entrance flooring is enough to keep up to **95% of all walked in dirt and moisture** out of your building.

### **ONLY CORAL HAS BEEN PROVEN TO REDUCE CLEANING TIMES OF FLOOR COVERINGS BY UP TO 65%**

**Cleaning Research International** has shown that the cost of maintenance is **86%** of the total life cycle cost of commercial floor coverings.

Coral can **reduce cleaning time** for floor coverings **by up to 65%** and prolong the life of your floor finishes.



### **CORAL'S UNIQUE CONSTRUCTION ALLOWS FOR EASIER CLEANING!**

Coral is a **cut pile** product with ultra tough scraper yarns and bulk continuous filament yarns which allows for dirt to easily be **released** during cleaning, meaning the product **recovers** as new and continues to perform.



### **ONLY CORAL PAYS FOR ITSELF IN 6 MONTHS!**

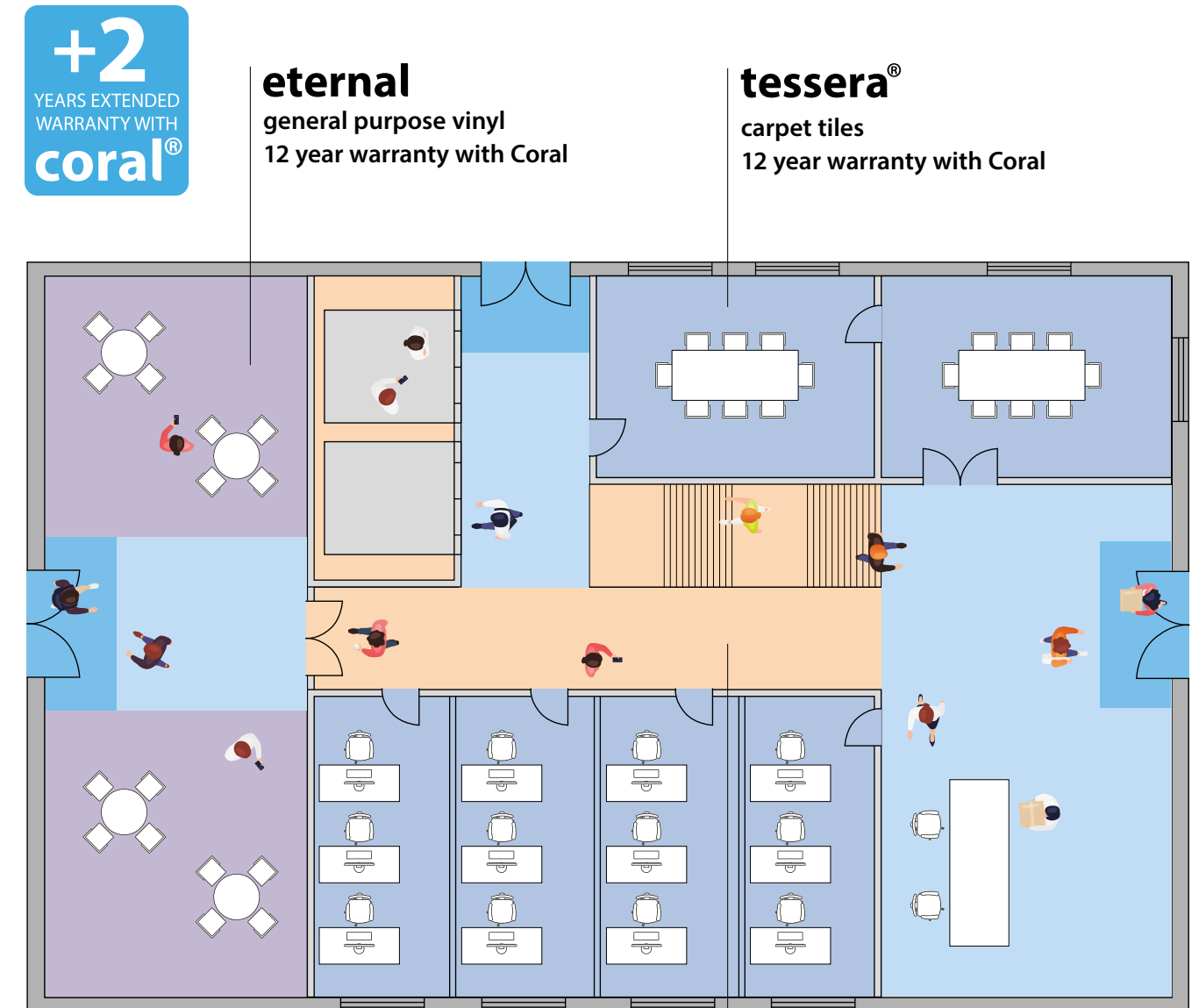
A well designed **Coral** entrance flooring system is an investment, not a cost.

By reducing cleaning times **by up to 65%**, the savings made mean that the product and fitting costs for **Coral** are **recouped within 6 months of use!**



## EXTEND YOUR FORBO PRODUCT'S WARRANTY WITH CORAL!

We're so confident in the dirt stopping performance recovery capabilities\* of our Coral products, that when you combine them with another Forbo interior floor covering product we will increase that product's warranty by 2 years! Some examples are shown below.



For more information on the extended product warranties when combined with Coral, please visit [www.forbo-flooring.co.uk/downloads](http://www.forbo-flooring.co.uk/downloads) and download the relevant product's guarantee statement.

\*When products have been cleaned and maintained in accordance with recommended Forbo guidelines.

**modul'up®**  
adhesive free vinyl  
12 year warranty with Coral

Modul'up is part of our Fast Fit collection.

**FASTFIT**  
Quick, Easy & Economical





The first steps in protecting your building.

Coral Click is an exceptionally versatile 'off the shelf' modular matting system that can be assembled on site. Coral Click can be used on its own or in conjunction with our Coral clean-off textile ranges to provide an integrated entrance system.



7831

- 'Off the shelf' modular matting system
- Exceptionally easy to fit, handle and store
- Available in 12mm & 17mm depths
- Textile inserts from the award winning Coral Brush collection
- Coral Brush insert is produced using 100% Econyl® regenerated yarn
- Coral Entrance flooring systems removes up to 95% of dirt and moisture from shoes and wheeled traffic
- Coral Click is part of our Fast Fit collection
- 5 year guarantee



7831 (12mm) | 7881 (17mm)



7834 (12mm) | 7884 (17mm)

This versatile PVC tile with Coral Brush inserts can be used in all types of buildings and, because it contains no metal components, Coral Click entrance products are particularly suitable for installation in retail environments as they do not interfere with electronic-tagging systems.



7837



7830 (12mm) | 7880 (17mm)



7833 (12mm) | 7883 (17mm)



7838 (12mm) Plain | 7888 (17mm) Plain



7837 (12mm) | 7887 (17mm)

|                 |                                |   |
|-----------------|--------------------------------|---|
| Description     | Modular matting system         |   |
| Dimensions      | 24 x 24cm                      |   |
| Total thickness | ISO 1765                       | 11/16mm<br>(without textile insert)<br>14/19mm<br>(with Coral Brush insert) |
| Pile material   | 100% regenerated Econyl® Nylon |   |
| Collection size | 6                              |   |
| Application     | EN 1307                        | Class 33  |
| CE              | EN 14041                       |   |







Where design meets environment.

With its contemporary linear design and rich, deep pile, Coral Welcome packs the style and aesthetic appeal of a luxury carpet and makes an unequivocal statement in any entrance area.




- 100% of the yarn in Coral Welcome is Econyl® regenerated solution dyed polyamide
- Primary backing is made from recycled PET bottles
- Prevents moisture and dirt being tracked onto interior surfaces
- Striking linear aesthetic which makes a design statement in any entrance
- Complies with the highest fire class standard for a textile product: B<sub>f1</sub>-s1
- Suitable for heavy contract use: wear class 33
- Ideal for interior entrances and circulation areas




3205 | blue lagoon LRV 3

|                   |  |   |
|-------------------|--|---|
| Description       | Tufted cut pile                          |   |
| Dimensions        | Roll width 205cm*<br>Roll length ≤ 27.5m |   |
| Mat dimensions    | 105 x 155cm                              |   |
| Total thickness   | ISO 1765                                 | Approx 9.0mm  |
| Backing           | EVERFORT® vinyl                          |   |
| Yarn              | 100% regenerated ECONYL®                 |   |
| Collection size   | 8  |   |
| Application       | EN 1307                                  | Class 33  |
| CE                | EN 14041                                 | <i>Note: The requirements of EN14041 do not apply to loose laid mats and rugs</i> |
| Reaction to fire  | EN 13501-1                               | B <sub>f1</sub> -s1   |
| Slip resistance   | EN 13893                                 | DS  |
| Personal charging | ISO 6356                                 | <2 kV   |

\*NOTE: Roll sizes include 2.5cm salve edge on each side.  
Fire Resistant (FR) version available.



3201 | silver shadow LRV 3




3210 | black magic LRV 2



3202 | desperado LRV 2




3208 | matrix LRV 2



3207 | blue velvet LRV 1



3219 | colour purple LRV 1



3206 | volcano LRV 1



The ultimate dirt and moisture remover.

Coral Duo is the ideal solution when you need maximum dirt removal, unrivalled dirt retention and exceptional moisture absorption, all in just a couple of paces.



- Ideal solution for most entrances and especially smaller entrances
- 75% of the yarn in Coral Duo is Econyl® regenerated solution dyed polyamide
- Unbeatable performance for moisture and dirt removal
- Complies with the highest fire class standard for a textile product: B<sub>f1</sub>-s1
- Suitable for heavy contract use: wear class 33
- Ideal for interior entrances and circulation areas

|                   |  |   |
|-------------------|--|---|
| Description       | Tufted cut pile  |   |
| Dimensions        | Roll width 205cm*<br>Roll length ≤ 27.5m                   |   |
| Total thickness   | ISO 1765   | Approx 9.0mm  |
| Backing           | EVERFORT® vinyl  |   |
| Yarn              | 100% polyamide-bcf, where 75% is regenerated ECONYL® Nylon |   |
| Collection size   | 8  |   |
| Application       | EN 1307  | Class 33  |
| CE                | EN 14041   | <i>Note: The requirements of EN14041 do not apply to loose laid mats and rugs</i> |
| Reaction to fire  | EN 13501-1   | B <sub>f1</sub> -s1   |
| Slip resistance   | EN 13893   | DS  |
| Personal charging | ISO 6356   | <2 kV   |

\*NOTE: Roll sizes include 2.5cm salve edge on each side.

Fire Resistant (FR) version available.

Our recommended adhesive for Coral Sheet products is 640 Eurostar Special. Full technical specifications are available at [www.forbo-flooring.co.uk/downloads](http://www.forbo-flooring.co.uk/downloads)

Please note: Digital representations may vary from the actual product. Please order a sample to see the full effect.  
Contact 0800 731 2369.



9721 | dark steel LRV 2



9714 | Sicilian sand LRV 4



9710 | luna pearl LRV 4



9730 | black diamond LRV 1




9725 | cafe bahia LRV 1



9724 | cafe supreme LRV 2



9727 | Volga blue LRV 1



9723 | African red LRV 3





The great all-rounder.

Coral Brush is suitable for all types of entrance areas, absorbing moisture and removing dry soiling as the weather demands.

- Functional all-rounder that removes both moisture and dirt
- 100% of the yarn in Coral Brush is Econyl® regenerated solution dyed polyamide
- Appealing solid and linear designs
- Complies with the highest fire class standard for a textile product: B<sub>fl</sub>-s1
- Suitable for heavy contract use: wear class 33
- Ideal for interior entrances and circulation areas
- Available in sheet, mats and 50cm x 50cm tiles



5714 | shark grey LRV 5



5741 | cannon grey LRV 2



5764 | petrified grey LRV 5



5721 | hurricane grey LRV 3



5754 | straw brown LRV 11



5710 | asphalt grey LRV 2



5716 | masala brown LRV 5



5750 | aztec black LRV 1



5724 | chocolate brown LRV 2




5730 | vulcan black LRV 1




5715 | charcoal grey LRV 2



Coral Brush 5764 | petrified grey + Tessera Layout 2124 | pina colada



5722 | cornflower blue LRV 4



5705 | Bondi blue LRV 4



5723 | cardinal red LRV 2



5709 | royal purple LRV 2



5727 | stratos blue LRV 2



5767 | slate blue LRV 3




5706 | brick red LRV 2



The ultimate moisture absorber.

Research shows that taking just two steps on Coral Classic's moisture absorbing yarns is enough to absorb half of the foot-borne moisture that would otherwise be carried inside on the soles of people's shoes.


- Maximum moisture absorption and effective dirt removal
- Choice of practical colourways
- Complies with the highest fire class standard for a textile product: B<sub>fl</sub>-s1
- Suitable for heavy contract use: wear class 33
- Ideal for interior entrances and circulation areas
- Available in sheet, mats and 50cm x 50cm tiles



4751 | silver grey LRV 9



4701 | anthracite LRV 6




4721 | mouse grey LRV 4



4764 | taupe LRV 6




4730 | raven black LRV 2



4744 | espresso LRV 4




4750 | warm black LRV 4




4756 | bronzetone LRV 2




Coral Classic 4701 | anthracite



4774 | khaki LRV 11



4758 | olive LRV 7




4759 | old rose LRV 6



4727 | navy blue LRV 2



4753 | bright red LRV 5



4753 | bright red LRV 5

| Description       |   | Tufted cut pile   |
|-------------------|---|---|
| Dimensions        | Roll width 105 / 155 / 205cm*                         |   |
|                   | Roll length ≤ 27.5m<br>Tiles 50 x 50cm                |   |
| Mat dimensions    | 55 x 90cm / 90 x 155cm /<br>135 x 205cm / 205 x 300cm |   |
| Total thickness   | ISO 1765  | Approx 9.0mm  |
| Backing           | EVERFORT® vinyl                                       |   |
| Yarn              | 100% polyamide – BCF<br>solution dyed                 |   |
| Collection size   | 13 (12 tiles in a box, 3m²)                           |   |
| Application       | EN 1307   | Class 33  |
| CE                | EN 14041  | <i>Note: The requirements of EN14041<br/>do not apply to loose laid mats<br/>and rugs</i> |
| Reaction to fire  | EN 13501-1  | B <sub>fl</sub> -s1   |
| Slip resistance   | EN 13893  | DS  |
| Personal charging | ISO 6356  | <2 kV   |

\*NOTE: Roll sizes include 2.5cm salve edge on each side.  
Fire Resistant (FR) version available.  
Our recommended adhesive for Coral Sheet products is 640 Eurostar Special. Full technical specifications are available at [www.forbo-flooring.co.uk/downloads](http://www.forbo-flooring.co.uk/downloads)

| Description       |   | Tufted cut pile   |
|-------------------|---|---|
| Dimensions        | Roll width 105 / 155 / 205cm*                         |   |
|                   | Roll length ≤ 27.5m<br>Tiles 50 x 50cm                |   |
| Mat dimensions    | 55 x 90cm / 90 x 155cm /<br>135 x 205cm / 205 x 300cm |   |
| Total thickness   | ISO 1765  | Approx 9.0mm  |
| Backing           | EVERFORT® vinyl                                       |   |
| Yarn              | 100% regenerated<br>ECONYL® Nylon                     |   |
| Collection size   | 18 (12 tiles in a box, 3m²)                           |   |
| Application       | EN 1307   | Class 33  |
| CE                | EN 14041  | <i>Note: The requirements of EN14041<br/>do not apply to loose laid mats<br/>and rugs</i> |
|                   |   |   |
| Reaction to fire  | EN 13501-1  | B <sub>f</sub> -s1  |
| Slip resistance   | EN 13893  | D5  |
| Personal charging | ISO 6356  | <2 kV   |

\*NOTE: Roll sizes include 2.5cm salve edge on each side.  
Fire Resistant (FR) version available.  
Please note: Digital representations may vary from the actual product. Please order a sample to see the full effect.  
Contact 0800 731 2369.



coral® tiles

Coral tiles combine all the moisture absorbing properties of Coral Classic and Coral Brush but with the flexibility that comes with 50 x 50cm tile formats. Using Coral tiles can reduce off-cut waste and also allows for quicker installation. This is particularly relevant when downtime or retail store opening times are at stake. In addition, opting for 50 x 50cm tiles provides more flexibility in installation and also allows easier storage and handling.

Coral tiles are available in all the colours from the Coral Classic and Brush collections and can be combined to provide a very functional, yet very attractive entrance. Coral tiles offer the same product features as the Coral Classic and Brush sheet ranges.

The tiles can be laid monolithic or tessellated. For best results we advise that colourways with a linear design should be laid tessellated.



5714 | shark grey LRV 5



5741 | cannon grey LRV 2



5721 | hurricane grey LRV 3



5710 | asphalt grey LRV 2



5730 | vulcan black LRV 1



5764 | petrified grey LRV 5



5754 | straw brown LRV 11



5716 | masala brown LRV 5



5750 | aztec black LRV 1



5715 | charcoal grey LRV 2




|                   |                             |   |
|-------------------|-----------------------------|---|
| Description       | Tufted cut pile             |   |
| Dimensions        | 50cm x 50cm                 |   |
| Total thickness   | ISO 1765                    | Approx 9.0mm  |
| Backing           | Vinyl                       |   |
| Yarn              | 100% regenerated Econyl®    |   |
| Collection size   | 18 (12 tiles in a box, 3m²) |   |
| Application       | EN 1307                     | Class 33  |
| CE                | EN 14041                    | <i>Note: The requirements of EN14041 do not apply to loose laid mats and rugs</i> |
| Reaction to fire  | EN 13501-1                  | B <sub>f1</sub> -s1   |
| Slip resistance   | EN 13893                    | DS  |
| Personal charging | ISO 6356                    | <2 kV   |



5724 | chocolate brown LRV 2



5709 | royal purple LRV 2



5722 | cornflower blue LRV 4



5727 | stratos blue LRV 2



5705 | Bondi blue LRV 4



5767 | slate blue LRV 3



5723 | cardinal red LRV 2



5706 | brick red LRV 2

coral® brush tiles



The great all-rounder.

- Functional all-rounder that removes both moisture and dirt
- 100% of the yarn in Coral Brush is Econyl® regenerated solution dyed polyamide
- Appealing solid and linear designs
- Complies with the highest fire class standard for a textile product: B<sub>f1</sub>-s1
- Suitable for heavy contract use: wear class 33
- Ideal for interior entrances and circulation areas
- Available in sheet, mats and 50cm x 50cm tiles

coral® classic tiles



The ultimate moisture absorber.

- Maximum moisture absorption and effective dirt removal
- Choice of practical colourways
- Complies with the highest fire class standard for a textile product: B<sub>f1</sub>-s1
- Suitable for heavy contract use: wear class 33
- Ideal for interior entrances and circulation areas
- Available in sheet, mats and 50cm x 50cm tiles

|                   |                                    |   |
|-------------------|------------------------------------|---|
| Description       | Tufted cut pile                    |   |
| Dimensions        | 50cm x 50cm                        |   |
| Total thickness   | ISO 1765                           | Approx 9.0mm  |
| Backing           | Vinyl                              |   |
| Yarn              | 100% polyamide – BCF solution dyed |   |
| Collection size   | 13 (12 tiles in a box, 3m²)        |   |
| Application       | EN 1307                            | Class 33  |
| CE                | EN 14041                           | <i>Note: The requirements of EN14041 do not apply to loose laid mats and rugs</i> |
| Reaction to fire  | EN 13501-1                         | B <sub>f1</sub> -s1   |
| Slip resistance   | EN 13893                           | DS  |
| Personal charging | ISO 6356                           | <2 kV   |



Our recommended adhesive for Coral tiles is 542 Eurofix tack plus. Full technical specifications are available at [www.forbo-flooring.co.uk/downloads](http://www.forbo-flooring.co.uk/downloads)

Please note: Digital representations may vary from the actual product. Please order a sample to see the full effect. Contact 0800 731 2369.



4751 | silver grey LRV 9



4701 | anthracite LRV 6



4721 | mouse grey LRV 4



4730 | raven black LRV 2



4750 | warm black LRV 4



4764 | taupe LRV 6



4744 | espresso LRV 4



4756 | bronzetone LRV 2



Coral Brush **T5705** | bondi blue + Coral Classic **T4721** | mouse grey + **T4751** | silver grey



4774 | khaki LRV 11




4727 | navy blue LRV 2



4775 | old rose LRV 6



4758 | olive LRV 7



4753 | bright red LRV 5



4759 | old rose LRV 6



Your entrance flooring system can be enhanced by using Forbo's Coral Logo to express your company logo or identity. For this we offer:

- Highest functional performance on the market
- Unlimited possibilities
- Hassle free order process
- A Coral entrance system is an investment not a cost as it reduces the time spent cleaning the interior floor coverings by up to 65%
- Available in standard and custom dimensions



Where other logo mats tend to fade and get dirty very quickly, a Coral logo mat will retain its looks and continue to impress for many years because it has all the qualities and performance characteristics of our standard Forbo Coral products. The secret of its success is in the construction. Unlike many other bespoke mats, Coral logo is produced with high quality matt yarns which prevent tracking and soiling.

Choose your product


Depending on the colours and designs required to suit your corporate identity, you can make a choice between a printed or an inset logo mat. Please contact your local customer service department to find out how easy it is to personalise your entrance or promotion area or email [info.bespokedesign.uk@forbo.com](mailto:info.bespokedesign.uk@forbo.com).

Inset logo mat (image above)

- Best to use for extreme traffic conditions and maximum functional performance.
- Any colour from the standard Forbo Coral collection can be used for the base background and logo colours.
- Easy to combine as inlay in larger Coral installations.

Printed logo mat (image above)

- Excellent visual quality and bright colouring
- Best to use for complicated designs with multiple colours
- 42 standard colours available
- Pantone and RAL colours can be matched



|                   |   |   |
|-------------------|---|---|
| Description       | Cut pile entrance system                          |   |
| Mat dimensions    | 55 x 90cm / 105 x 155cm                           |   |
|                   | 105 x 300cm / 155 x 197cm                         |   |
|                   | 155 x 300cm / 197 x 197cm                         |   |
|                   | 197 x 300cm                                       |   |
| Special mats      | Up to 200cm wide and 600cm long (excluding edges) |   |
| Total thickness   | ISO 1765  | Approx 8.0 mm   |
| Backing           | EVERFORT® vinyl                                   |   |
| Yarn              | 100% polyamide                                    |   |
| Collection size   | 42 colours  |   |
| Application       | EN 1307   | Class 33  |
| CE                | EN 14041  | <i>Note: The requirements of EN14041 do not apply to loose laid mats and rugs</i> |
| Reaction to fire  | EN 13501-1  | B <sub>f1</sub> -s1   |
| Slip resistance   | EN 13893  | DS: ≥0.30   |
| Personal charging | ISO 6356  | <2 kV   |

Our recommended adhesive for Coral Logo is 540 Eurosafe Special. Full technical specifications are available at [www.forbo-flooring.co.uk/downloads](http://www.forbo-flooring.co.uk/downloads)  
Please note: Digital representations may vary from the actual product. Please order a sample to see the full effect. Contact 0800 731 2369.



Forbo Flooring Systems is part of the Forbo Group, a global leader in flooring and movement systems, and offers a full range of flooring products for commercial and affordable housing and new build markets. High quality linoleum, vinyl, textile, flocked and entrance flooring products combine functionality, colour and design, offering total flooring solutions for any environment.

#### UK

Forbo Flooring UK Limited  
High Holborn Road  
Ripley  
Derbyshire DE5 3NT

#### London EC1 showroom

79 St John Street, Clerkenwell  
London EC1M 4NR  
Tel: 0207 553 9300

#### For commercial enquiries:

If calling from the North,  
London & South East  
Tel: 0800 0282 162  
Fax: 01772 646 912  
bcs.flooring.uk@forbo.com

If calling from Scotland,  
Midlands & South West  
Tel: 0800 0935 258  
Fax: 01592 643 999  
kcs.flooring.uk@forbo.com

#### Nuway enquiries:

Tel: 01773 740 688  
Fax: 01773 740 640

#### Residential enquiries:

Tel: 0800 0935 846  
Fax: 01592 643 999  
Email: info.flooring.uk@forbo.com  
www.forbo-flooring.co.uk

#### Samples:

**Tel: 0800 731 2369**  
**email: samples.uk@forbo.com**

#### Ireland

Forbo Ireland Ltd  
2 Deansgrange Business Park  
Blackrock  
Co Dublin  
Tel: 00353 1 2898 898  
Fax: 00353 1 2898 177  
Email: info.ireland@forbo.com  
www.forbo-flooring.ie

#### Find us on



#### Registered office:

Forbo Flooring UK Limited  
High Holborn Road  
Ripley  
Derbyshire DE5 3NT  
Registered in England 9200318



REVIT | ARCHICAD