

Product Range



siegling prolink modular belts

Prolink Beltfinder
THE NEW APP



The easy way
to find the
right plastic
modular belt
for your
conveyor.

m.prolink-finder.com



Beans drain through open modules while being conveyed to the next processing step.



Robust Siegling Prolink types keep tyre assembly production going.



It's child's play getting to the top with Siegling Prolink friction top.



Particularly important in hygiene-sensitive areas, like meat processing: Siegling Prolink modular belts are easy to clean.

Siegling Prolink modular belts

Conventional conveyor belts are only suitable for certain conveying and processing jobs because of their design. Which is why Siegling Prolink plastic modular belts are a perfect addition to the Siegling conveyor belt range. Our vast experience in light materials handling is not just a guarantee of excellent product quality, but also of professional support, rapid availability and qualified service.

Adaptable due to modular design

Siegling Prolink can offer various different module designs, materials and accessories, all combinable with one another. So Siegling Prolink modular belts can be customised to suit the conveying or production job in question. We'll find the right solution, even for highly specialised applications.

Siegling Prolink is used effectively in conveying:

- meat, fish and poultry products
- vegetables
- baked goods of all types
- packages and furniture
- vehicles and skids
- people

Here Siegling Prolink often takes on processing jobs that go above and beyond actual conveying.

Economical to run

Modular belts are robust and durable. They handle conveying and processing tasks, not possible with conventional belting material.

They can be made endless on the conveyor; if damage occurs individual modules can be quickly exchanged. This minimises down times. Different lengths and widths are possible. Functional modules can be inserted at any time, so even belt properties can be changed whenever required.

Content

The Siegling Prolink system 4

Overview Siegling Prolink straight running belts 6

Overview Siegling Prolink side flexing belts 8

Areas used 10

Appendix

Type key/legend/

Temperature ranges/

HACCP types/

Declaration of compliances/

Certificates/materials

You can find more information on Siegling Prolink modular belts in:

No.	Title
810–930	Series flyer Siegling Prolink
915	Combo belts (S5ST & S11)
201	Series 11/Combo belts Design guidelines and recommendations for use
206	Recommendations for constructing and calculating conveyors
208	Technical information Storage, pre-fitting, fitting and operation
321	Radius belts for spiral conveyors
322	Roller top (Siegling Prolink series 8)
409–411	Pin retained rollers (Siegling Prolink series 6, 7 and 8)



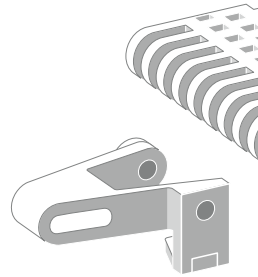
MOVEMENT SYSTEMS



The Siegling Prolink system: Every belt's a specialist



Siegling Prolink curved belts are ideal for space-saving drying or freezing.



Wide range of modules



Siegling Prolink is a tried and tested belt, processing fish and seafood – both on- and offshore.

By working together closely with users and OEMs, our R & D department ensures that all types from the Siegling Prolink system are high performers across the board.

Our series include more than 50 types of modules that can handle all sorts of conveying and processing jobs that range from delicate to heavy-duty.

The individual modules are flexibly connected with one another and made endless by inserting hinge pins.

This means:

- variable widths and lengths
- they are easy to repair
- low stock levels are required

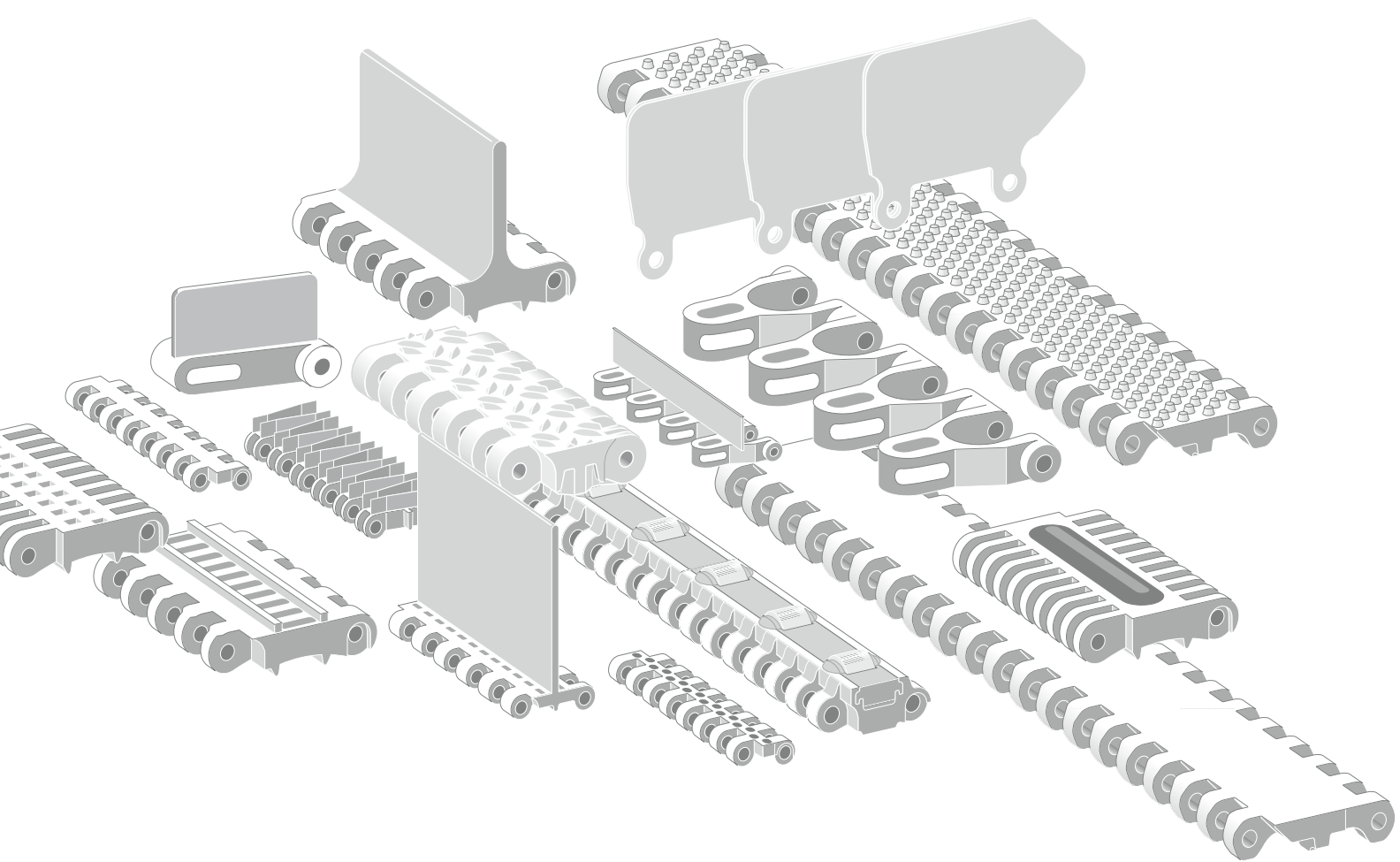
Existing conveyors can easily be converted to Siegling Prolink. Apart from the standard colours, any colours can be supplied on request.

We can send data sheets and further technical information about the individual series on request.

The module types presented are not available in some module/material/colour combinations in the standard version. Just ask us if you require more information.



As worker belts in the automotive industry, Siegling Prolink modules are safe to stand on.



Functional details

To turn the belt into a true specialist, profiles, side guards and further accessories, such as modules with different patterns, belong to almost all the series.

Special modules and individual accessories for special applications are also available or can be developed according to your specifications.

Just contact us.

Numerous materials

Apart from the module's design, selecting the material is another way of customising the belt to suit the conveying and processing task.

All materials have been tried and tested in the most varied of industrial environments and their own exceptional properties mean they can handle a wide range of applications.

The Siegling ProLink series are available in several materials as a standard (see each series for more information.) They can also be made from all the materials shown on the fold-out page.

Special HACCP types

New legal requirements are forcing food manufacturers to adopt increasingly stringent hygiene procedures.

Conventional conveyor and processing belts often cannot comply with these requirements. But Siegling ProLink modular belts are designed to effectively support your HACCP concept (see fold-out page).

Overview Siegling Prolink straight running belts

Series 1

Pitch 50 mm (2 in)*

Medium to heavy-duty belt for industrial conveying applications.

Series 2

Pitch 25 mm (1 in)*

Light-duty belt for food and container handling and for light industrial applications.

Series 3

Pitch 50 mm (2 in)*

Medium-duty belt for food and non-food applications. Easy-to-clean, open-hinge design.

Series 4.1

Pitch 14 mm (0.55 in)*

Light to medium-duty belt for food and non-food applications. Small pitch allows tight product transfers, including nose bars.

Series 6.1

Pitch 50 mm (2 in)*

Medium and heavy-duty belt designed specifically for demanding applications in meat, poultry and seafood processing, including cutting, deboning and skinning lines. Easy-to-clean, open hinge design.

Series 7

Pitch 40 mm (1.6 in)*

Heavy-duty belt with superior pull strength and excellent durability for industrial applications. Designed for heavy loads, such as worker belts for the automotive industry, vehicle conveying, etc.

Series 8

Pitch 25.4 mm (1 in)

Medium to heavy-duty belt for industrial applications.

Belt types

S1-0 FLT Closed, smooth surface
S1-18 FLT Open (18%), smooth surface
S1-0 NSK Closed, anti-skid pattern
S1-0 FRT1 Closed, friction top

S2-0 FLT Closed, smooth surface
S2-12 FLT Open (12%), smooth surface
S2-57 GRT Open (57%), grid top surface
S2-57 RRB Open (57%), raised ribs for transfer processes
S2-0 FRT1 Closed, friction top








S3-0 FLT Closed, smooth surface
S3-16 FLT Open (16%), smooth surface
S3-0 LRB Closed, with lateral ribbing
S3-16 LRB Open (16%), with lateral ribbing

S4.1-0 FLT Closed, smooth surface
S4.1-0 NPY Closed, with inverted pyramid pattern
S4.1-0 FRT1 Closed, friction top
S4.1-21 FLT Open (21%), smooth surface
S4.1-21 NTP Open (21%), with round studs

S6.1-0 FLT Closed, smooth surface
S6.1-0 NTP Closed, with round studs
S6.1-0 CTP Closed, with pointed studs
S6.1-21 FLT Open (21%), smooth surface
S6.1-23 FLT Open (23%), smooth surface
S6.1-36 FLT Open (36%), smooth surface

S7-0 FLT Closed, smooth surface
S7-0 SRS Closed, slip-resistant surface
S7-6 FLT Open (6%), smooth surface
S7-0 NSK Closed, anti-skid pattern
S7-6 NSK Open (6%), anti-skid pattern
S7-0 FRT1 Closed, friction top

S8-0 FLT Closed, smooth surface
S8-0 SRS Closed, slip-resistant surface
S8-0 NSK Closed, anti-skid pattern
S8-25 RAT Open (25%) surface with rounded contact surfaces
S8-0 FRT1 Closed, friction top
S8-0 RTP A90 Closed surface, with roller top

	Materials**	Colours (standard)**	Allowable belt pull [N/mm (lb/ft)]***	Pitch [mm (in)]*	Belt width min. [mm (in)]*	Width increments [mm (in)]*
	PE, PP, POM, POM-HC	AT, WT, YL	18 to 40 (1233 to 2740)	50 (2)	50 (2) For belts with FRT pattern 250 (9.8)	10 (0.4)
	PE, PP, POM, PA 6.6-HT	BL, WT	3 to 7 (206 to 480)	25 (1)	50 (2) For belts with FRT pattern 100 (3.9)	16.66 (0.7)
	PE, PP, POM	BL, WT	6 to 16 (411 to 1096)	50 (2)	40 (1.6)	20 (0.8)
	PE, PE-MD, PE (R8), PP, PP (R7), POM, POM-MD, POM (R6), PA-HT	BK, BL, BL (BK), UC, WT, WT (BK)	3 to 10 (206 to 685)	14 (0.55)	25 (1)	12.5 (0.5)
	PE, PE-MD, PP, PP-MD, POM, POM-CR, POM-MD, PA	BL, LB, WT	13 to 30 (891 to 2055)	50 (2)	40 (1.6)	20 (0.8)
	PE, PP, POM, POM-HC, PXX-HC	AT, BK, YL	Plastic pins 18 to 50 (1233 to 3425) Stainless steel pins 30 to 60 (2055 to 4110)	40 (1.6)	40 (1.6) For belts with FRT pattern 360 (14.2)	20 (0.8)
	PE, PP, PP (R7), POM, POM (R6), POM-CR, POM-HC, PXX-HC, PA-HT	AT, BL, BL (BK), BK, LG, LG (BK), WT, YL	20 to 40 (1370 to 2740)	25.4 (1)	38.1 (1.5)	12.7 (0.5)

More types and legend on the following double page.

Overview Siegling Prolink straight running belts

Series 10

Pitch 25.4 mm (1 in)

Light to medium-duty belt for products in hygiene-sensitive applications.

Series 13

Pitch 8 mm (0.31 in)

Light and medium-duty belt for food and non-food nosebar applications.

Belt types

S10-0 FLT	Closed, smooth surface
S10-22 FLT	Open (22%), smooth surface
S10-0 NTP	Closed, with round studs
S10-36 FLT	Open (36%), smooth surface
S10-36 LRB	Open (36%), with lateral ribbing

S13-0 FLT	Closed, smooth surface
S13-0 NPY	Closed, with inverted pyramid pattern

Overview Siegling Prolink side flexing belts

Series 5

Pitch 25 mm (1 in)*

Light and medium-duty radius and spiral belt with stainless steel hinge pins. Exceptionally strong and versatile curved belt with large open area.

Series 9

Pitch 50 mm (2 in)*

Medium and heavy-duty radius and spiral belt with stainless steel hinge pins. Exceptionally strong and versatile curved belt with large open area.

Series 11

Pitch 25 mm (1 in)*

Curved belt for conveying lightweight products. The belt is particularly light and has a small curve radius.



Belt types




S5-45 GRT	Open (45%), lattice shaped
S5-45 NTP	Open (45%), lattice shaped with high round studs
S5-39 FRT1	Open (39%), lattice shaped, friction top, raised
S5-33 FRT2	Open (33% for full FRT2 surface area), lattice shaped, friction top, flat
S5-45 GRT G	Open (45%), lattice shaped, guided
S5-45 GRT RG	Open (45%), lattice shaped, reversed guided
S5-45 GRT ST	Reinforced type, open (45%), lattice shaped

S9-57 GRT	Open (57%), lattice shaped
S9-57 NTP	Open (57%), lattice shaped with round studs
S9-57 GRT G	Open (57%), lattice shaped, guided
S9-57 GRT	Longer side modules, open (57%), lattice shaped
F2, F3, F4, F5, F6, F7, F8	Collapse factor modules

S11-45 GRT	Open area (45%), lattice-shaped, with replaceable caps
S11-45 GRT HD	Open area (45%), lattice-shaped, with replaceable Hold Down caps
S11-33 FRT2	Open (33% for full FRT2 surface area), lattice-shaped, friction top, flat

Continued from previous double page.

	Materials**	Colours (standard)**	Allowable belt pull [N/mm (lb/ft)]***	Pitch [mm (in)]	Belt width min. [mm (in)]	Width increments [mm (in)]
 S10-0 FLT	PE, PE-MD, PP, PP-MD, POM, POM-MD, PA	BL, LB, WT	3 to 20 (206 to 1370)	25.4 (1)	38.1 (1.5)	19.05 (0.75)
 S13-0 FLT	POM	BL, WT	4 (274)	8 (0.31)	102 (4)	25.4 (1)

	Materials**	Colours (standard)**	Allowable belt pull [N/mm (lb/ft)]*** (Straight)	Allowable belt pull [N (lb)]*** (Curves)	Pitch [mm (in)]*	Belt width min. [mm (in)]*	Width increments [mm (in)]*	Technical notes
 S5-45 GRT	PE, PP, POM-CR	BL, DB, WT	10 to 25 (685 to 1713)	1000 to 2100 (225 to 473)	25 (1)	100 (3.9)	25 (1)	Min. curve radius = 2 x belt width, min. length of the straight in-feed/out-feed section in front of/after curve = 2 x belt width.
 S9-57 GRT	PE, PP, POM, POM-CR, PA	BL, DB, LG, WT	12 to 30 (822 to 2055)	1600 to 2800 (360 to 630)	50 (2)	100 (3.9)	50 (2)	Min. curve radius = 1.8 x belt width, min. length of the straight in-feed/out-feed section in front of/after curve = 2 x belt width.
 S11-45 GRT	PP, POM-CR, PA	WT, BL	9 to 15 (617 to 1028)	600 to 1000 (135 to 225)	25 (1)	175 (6.9)	25 (1)	Min. curve radius = 1.4 x belt width, min. length of the straight in-feed/out-feed section in front of/after curve = 2 x belt width.

* All imperial measurements have been rounded up.

** Not all materials are available in all colours.

*** Depending on type and material.

The abbreviations and type designations are explained on the fold-out page at the back.

Overview of areas used

		Cleaning	Draining	Elevators	Sorting	Standard conveying	Deep freezing	Palletizing/de-palletizing	Container conveying	Sterilising/cooling	Emptying moulds	Cleaning tunnels	Spirals	Cooling/freezing	Standard conveying	Decorating/glazing	Metal detectors	Conveying sheets/moulds	Laminating	Packaging
		Fruit and vegetables										Baked goods								
Series 1	S1-0 FLT	•		•	•	•					•	•						•		•
	S1-18 FLT		•	•		•	•					•								
	S1-0 NSK			•		•						•								
	S1-0 FRT1					•														
Series 2	S2-0 FLT				•	•									•	•		•	•	•
	S2-12 FLT					•									•	•		•	•	•
	S2-57 GRT	•	•				•			•				•			•		•	
	S2-57 RRB						•	•	•	•				•			•		•	
	S2-0 FRT1						•	•	•	•				•			•		•	
Series 3	S3-0 FLT	•	•	•	•	•		•	•		•	•			•	•		•		•
	S3-16 FLT	•	•	•		•		•	•			•			•	•		•		•
	S3-0 LRB					•				•		•								
	S3-16 LRB					•				•		•								
Series 4	S4.1-0 FLT													•	•	•	•		•	•
	S4.1-0 NPY													•	•	•	•		•	•
	S4.1-0 FRT1				•			•						•	•	•	•		•	•
	S4.1-21 FLT		•	•										•	•	•	•		•	•
	S4.1-21 NTP													•	•	•	•		•	•
Series 5	S5-45 GRT	•	•			•	•			•	•	•		•	•		•	•		
	S5-45 NTP																			
	S5-39 FRT1/S5-33 FRT2																			
	S5-45 GRT G	•	•			•	•			•	•	•	•	•	•		•	•		
	S5-45 GRT RG	•	•			•	•			•	•	•	•	•	•		•	•		
	S5-45 GRT ST	•	•			•	•			•	•	•	•	•	•		•	•		
Series 6	S6.1-0 FLT		•	•			•				•				•		•			•
	S6.1-0 NTP																			
	S6.1-0 CTP																			
	S6.1-21 FLT	•	•	•		•	•			•	•	•		•	•		•			
	S6.1-23 FLT	•	•	•		•	•			•	•	•		•	•		•			
	S6.1-36 FLT	•	•	•		•	•			•	•	•		•	•		•			
Series 7	S7-0 FLT																			
	S7-0 SRS																			
	S7-6 FLT																			
	S7-0 NSK																			
	S7-6 NSK																			
S7-0 FRT1																				
Series 8	S8-0 FLT					•		•	•		•							•		•
	S8-0 SRS																			
	S8-0 NSK																			
	S8-25 RAT							•	•									•		•
	S8-0 FRT1				•			•							•					•
	S8-0 RTP A90																			
Series 9	S9-57 GRT	•	•				•			•		•		•	•			•		•
	S9-57 NTP																			
	S9-57 GRT G	•	•				•			•		•	•	•	•			•		•
	S9-57 GRT F2, F3, F4, F5, F6, F7, F8												•							
Series 10	S10-0 FLT				•	•								•	•	•		•		•
	S10-0 NTP		•	•										•	•	•		•		•
	S10-22 FLT	•	•	•		•								•	•	•		•		•
	S10-36 FLT	•	•	•		•	•			•				•	•	•		•		•
	S10-36 LRB			•		•								•	•	•		•		•
Series 11	S11-45 GRT					•								•	•			•		•
	S11-45 GRT HD					•								•	•			•		•
	S11-33 FRT2					•								•	•			•		•
Series 13	S13-0 FLT				•	•								•	•	•	•		•	•
	S13-0 NPY													•	•	•	•		•	•

Application	Meat and poultry	Fish	Automotive/tyre industry	Logistics	Other applications
Cutting/jointing	••				
Trimming	••				
Cooling/freezing	•				
Standard conveying	•				
Elevators	•••••				
Metal detectors	•••••				
Packaging	•••••				
Elevators	•••••				
Draining	•••••				
Inspection benches	•••••				
Standard conveying	•••••				
Freezing/decorating	•••••				
Metal detectors	•••••				
Packaging	•••••				
Vehicle conveying			•••••		
Tire conveying			•••••		
Skid conveying			•••••		
Worker belts			•••••		
General logistics				•••••	
Package sorting				•••••	
Airports				•••••	
Textiles industry				•••••	
Glass industry				•••••	
Deep freezing/freezing towers				•••••	
Dairy products				•••••	
Conveying people				•••••	
Ski lift/access belts				•••••	
Unit goods				•••••	
Palette conveyors				•••••	
Paper				•••••	
Corrugated cardboard				•••••	

Type key*

		Series ①		Open area/Sprocket size ②		Surface pattern ③		Type ④		Style ⑤		Material ⑥		Colour ⑦		Height/Diameter/Bore size and style ⑧		Length/Width ⑨	
S2 -	Z20		SPR		POM	WT	RD1.5IN												
S4.1 -	0	FLT			PP	BL													
S5 -	45	GRT	SML	SG	POM	WT	H50												
S11 -	45	GRT	CW	HD	PA	BL													(POM BL/WT)

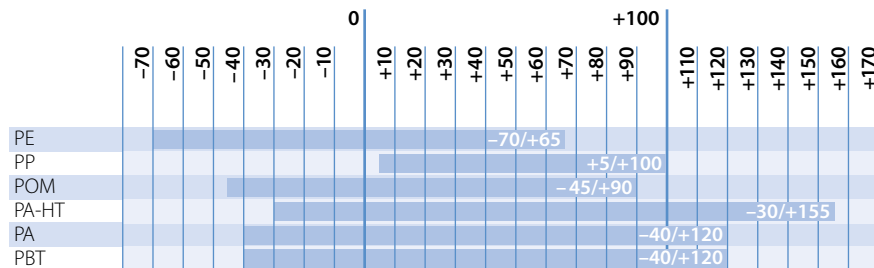
Legend

① Series S1 ... S13	④ Type A90 = Angle 90° to conveying direction CM = Centre module SML = Side module, left SMR = Side module, right SMU = Side module, universal/both sides UM = Universal module PMC = Profile module centre PMU = Profile module universal PMU = Profile module universal with indent xx = indent in mm CLP = Clip IDL = Idler RI = High Grip insert SG = Module with sideguard PIN = Coupling rod FPL = Finger plate SLI = Slider SPR = Sprocket RTR = Retaining ring TPL = Turning panel, left TPR = Turning panel, right CW = Clockwise CCW = Counterclockwise	⑥ Material PA = Polyamide PA-HT = Polyamide high temperature PBT = Polybutylenterephthalate PE = Polyethylene PE-MD = PE metal detectable POM = Polyoxymethylene (Polyacetal) POM-CR = POM cut resistant POM-HC = POM highly conductive POM-MD = POM metal detectable PP = Polypropylene PXX-HC = Self-extinguishing highly conductive material POM-PE = POM side modules + PE centre modules POM-PP = POM side modules + PP centre modules R1 = TPE 80 Shore A, PP R2 = EPDM 80 Shore A, vulcanised R3 = TPE 70 Shore A, PP R4 = TPE 86 Shore A, PP R5 = TPE 52 Shore A, PP R6 = TPE 63 Shore A, POM R7 = TPE 50 Shore A, PP R8 = TPE 55 Shore A, PE SER = Self-extinguishing TPE SS = Stainless steel HA = Supports the HACCP concept HW = High Wear resistant material	⑦ Colour** AT = Anthracite BL = Blue BG = Beige BK = Black DB = Dark blue GN = Green LB = Light blue LG = Light grey OR = Orange RE = Red TR = Transparent UC = Uncoloured WT = White YL = Yellow	⑧ Height/Diameter/Bore size and style Height in mm Format: Hxxx Pin diameter in mm Format: Dxxx Bore size: SQ (= square) or RD (= round) either in mm or inches Format: SQxxMM or RDxxIN	⑨ Length/Width Pins Length in mm Format: Lxxx Module width in mm Format: Wxxx
② Open area/Sprocket size Percentage open area Format: xx E.g. 20 = 20% For sprockets: number of teeth Format: "Z"xx E.g. Z12 = 12 teeth	③ Surface pattern BSL = Base module for slider CTP = Cone top FLT = Flat top (smooth) FRT(X) = Friction top (Design X) FRT-OG = FRT without High Grip insert GRT = Grid top LRB = Lateral rib MOD = Modified module shape NCL = No cling NPY = Inverted pyramid NSK = Non skid NTP = Nub top (round studs) RAT = Radius top RTP = Roller top RRB = Raised rib SRS = Slip-resistant surface	⑤ Style BT = Bearing tap G = Guided RG = Reversed guided SG = Side guard ST = Strong (S5) DR = Double row sprocket SP = Split sprocket F1, F2, = Collapse factor F3 ... = modules HD = Hold Down			

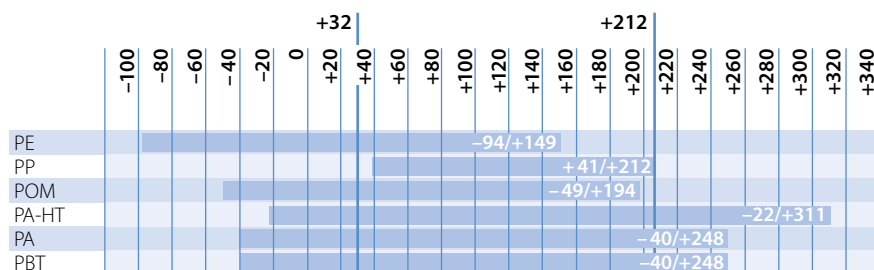
* Not every product requires all characteristics (within the designation). If there is an irrelevant characteristic, this category will be ignored and replaced by the following one.

** Please refer to the table of types for each series' standard colours. A number of other colours are available on request. Colours can vary from the original due to the print, production processes or material used.

Temperature ranges in °C



Temperature ranges in °F



HACCP types

Series 4.1, 6.1, 10 and 13 in particular support your HACCP concept with a number of hygiene-friendly characteristics. These features include:

Easy-to-clean design

- with wide channels underneath the module

Excellent resistance to hydrolysis

- resistant to hot water, cleaning agents and disinfectants

Good release properties

- beneficial when manufacturing adhesive foodstuffs (minimal product wastage)
- product residue is easy to remove
- easy-to-clean hinge design

Blue a strong colour contrast

- soiling is easier to identify
- suitable for usage in optical sorters
- reduces light reflection, making working conditions better

Declaration of compliances/ Certificates

FDA/EU

Siegling Prolink modular belts made of PE, PP, POM and PA comply with FDA 21 CFR as well as the (EU) 10/2011 and (EC) 1935/2004 regulations regarding the raw materials used and the migration thresholds.

Halal

All Siegling POM Prolink modular belts are certified as being compliant with the Halal regulations by IFRC Asia (member of the World Halal Council).

Friction top

Siegling Prolink modular belts made of PE with Friction top material R8 and of PP with Friction top material R4/R7 comply with FDA 21 CFR as well as the (EU) 10/2011 and (EC) 1935/2004 regulations regarding the raw materials used and the migration thresholds with the exception of contact to oily and fatty foodstuff.

Materials

PE (Polyethylene)

- very good chemical resistance to acids and alkalis
- very good release properties due to low surface tension
- good friction and abrasion behaviour
- extremely tough
- low specific weight

PP (Polypropylene)

- standard material for normal conveying applications
- quite strong and stiff
- good dynamic capacity
- highly resistant to acids, alkalis, salts, alcohols
- low specific weight
- no risk of stress cracks forming

POM (Polyoxymethylene/Polyacetal)

- very dimensionally stable
- very strong and stiff
- high chemical resistance to organic solvents
- lower drag
- very durable material
- hard, incision-resistant surface

POM-CR (POM cut resistant)

- highly resistant to impact and incision
- easy to clean
- minimal ridge formation
- low risk of material delamination

POM-HC (POM highly conductive)

- highly conductive material
- surface resistivity < 10⁶ Ω (according to specification)
- very strong and stiff
- very good friction and abrasion properties

POM-MD (POM metal detectable)

- material easily detected in metal detectors
- very strong and stiff
- very good tribological properties (friction and abrasion levels)

PA (Polyamide)

- good wear resistance in dry applications
- short-term temperature resistance up to 135 °C (275 °F)
- good fatigue resistance

PA-HT (Polyamide high temperature)

- material reinforced with fibre glass
- very high short-term temperature resistance up to 180 °C (356 °F)
- absorbs little water in humid environments
- very stiff
- durable

PXX-HC (self-extinguishing highly conductive material)

- flame retardant in line with DIN EN 13501-1 (C_{fl}-s1 and DIN 4102 (B1)
- surface resistivity < 10⁶ Ω
- specially for use in the automotive industry

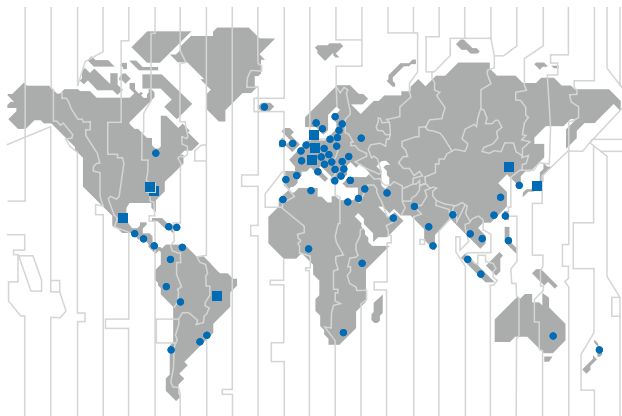
PBT (Polybutylenterephthalate)

- good wear resistance
- very good abrasive resistance
- good strength and stiffness
- not recommend for use in hot water > 60 °C (140 °F)

Siegling – total belting solutions

Committed staff, quality-orientated organisation and production processes ensure the constantly high standards of our products and services. The Forbo Siegling Quality Management System is certified in accordance with ISO 9001.

In addition to product quality, environmental protection is an important corporate goal. Early on we also introduced an environmental management system, certified in accordance with ISO 14001.



Forbo Siegling service – anytime, anywhere

The Forbo Siegling Group employs more than 2,000 people. Our products are manufactured in nine production facilities across the world. You can find companies and agencies with warehouses and workshops in over 80 countries. Forbo Siegling service points are located in more than 300 places worldwide.