

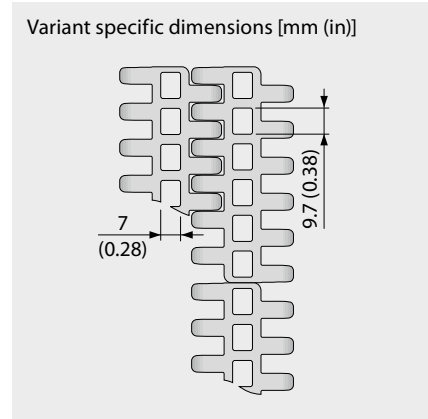
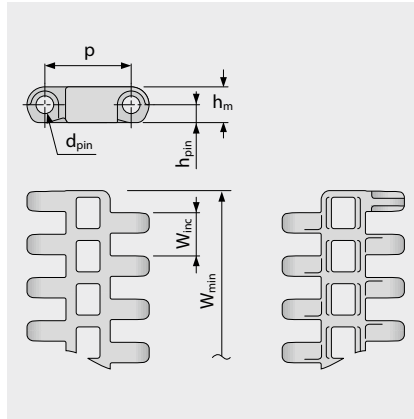

SERIES 8.1 | BELT TYPES

siegling prolink
modular belts

Straight running belt | Pitch 25.4 mm (1 in)

S8.1-30 FLT | 30% Opening | Flat top

Open version (30%) | Flat top surface | 53% contact area (Largest opening: 9.7 x 7 mm/0.38 x 0.28 in) | Smooth surface



Belt dimensions

	p	d _{pin}	h _m	h _{pin}	h _s	W _{min}	W _{inc}	W _{tol}	Minimum flex radii ¹⁾				
	Pitch	Pin Ø	Thickness [mm]	Pin position [mm]	Height [mm]	Width min. [mm]	Width Increment [mm]	Width tolerance [%]	r1	r2	r3	r4	r5
mm	25.4	5.0	10.5	5.3	0.0	76.2	12.7	±0.2	-	25.4	50.8	76.2	25.4
inch	1.0	0.2	0.41	0.21	0.0	3.0	0.5	±0.2	-	1.0	2.0	3.0	1.0

Available standard materials⁴⁾

Belt		Pin		Nominal belt pull, straight		Weight		Width deviation	Temperature		Certificates	
Material	Color	Material	Color	[N/mm]	[lb/ft]	[kg/m ²]	[lb/ft ²]	[%]	[°C]	[°F]	FDA ²⁾	EU ³⁾
POM	BL	PBT	BL	40	2741	9.0	1.84	-0.58	-45/90	-49/194	●	●
PP	BL	PP	BL	20	1370	5.8	1.19	0.0	5/100	41/212	●	●
PP	WT	PP	WT	20	1370	5.8	1.19	0.0	5/100	41/212	●	●

Made to order belts												
PE	BL	PE	BL	15	1028	6.1	1.25	-0.31	-70/65	-94/149	●	●

Mold to width available in: 76 mm (3.0 in), 191 mm (7.5 in)

■ BL (Blue), □ WT (White)

All measurements and tolerances apply at 21 °C; for temperature deviations please see ProLink manual chapter 4.4 "Temperature influence".

All imperial dimensions (inches) are rounded off.

¹⁾ Flex radii: r1 = side flex, r2 = front flex on roller, r3 = back flex on load bearing roller, r4 = back flex on Hold Down shoe, r5 = back flex on roller

²⁾ Complies with FDA 21 CFR

³⁾ Complies with (EU) 10/2011 and (EC) 1935/2004 regulations regarding the raw materials used and the migration thresholds

⁴⁾ More materials and colors on request



MOVEMENT SYSTEMS