

# marmoleum®

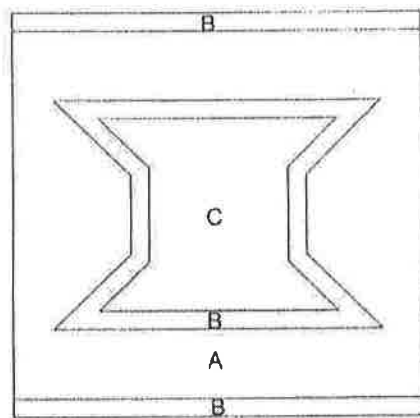
*seriously fun floors...naturally*

## "Design-It-Yourself" Borders & Corners Color Request

(PHOTOCOPY PRIOR TO USING ORIGINAL)

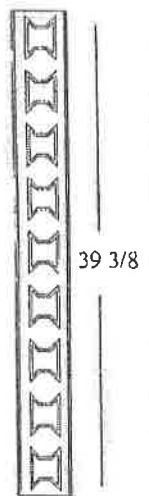
**Designer Name:** \_\_\_\_\_ **Description:** Borders & Corners  
**Company:** \_\_\_\_\_ **Design Name:** PARAGON  
**Project:** \_\_\_\_\_ **Signature:** \_\_\_\_\_  
**Phone Number:** \_\_\_\_\_ **Date:** \_\_\_\_\_

Please indicate your color from the Marmoleum colors by marking the lettered space below your choice. These letters correspond to the referenced areas in the border and corner drawings. It is recommended to view the standard color illustration from the brochure or request actual color samples prior to final selection.



Border

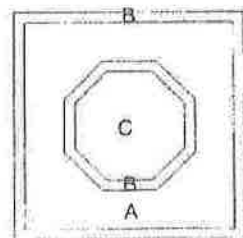
A \_\_\_\_\_ B \_\_\_\_\_ C \_\_\_\_\_



4 3/8"

Repeat = 4 3/16

Please, print clearly



Corner

A \_\_\_\_\_ B \_\_\_\_\_ C \_\_\_\_\_



4 3/8"

For Office Use Only  
CODE# \_\_\_\_\_

creating better environments



# marmoleum®

*seriously fun floors...naturally*

## "Design-It-Yourself" Borders & Corners Color Request

(PHOTOCOPY PRIOR TO USING ORIGINAL)

Designer Name: \_\_\_\_\_

Description: Borders & Corners

Company: \_\_\_\_\_

Design Name: **PANACHE**

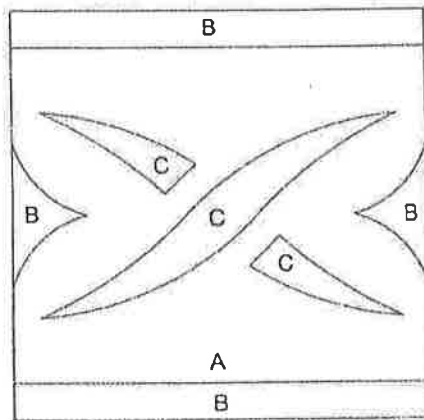
Project: \_\_\_\_\_

Signature: \_\_\_\_\_

Phone Number: \_\_\_\_\_

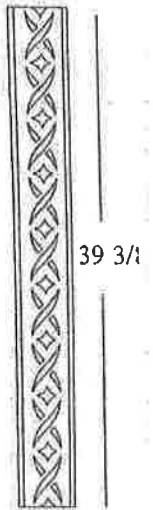
Date: \_\_\_\_\_

Please indicate your color from the Marmoleum colors by marking the lettered space below your choice. These letters correspond to the referenced areas in the border and corner drawings. It is recommended to view the standard color illustration from the brochure or request actual color samples prior to final selection.



Border

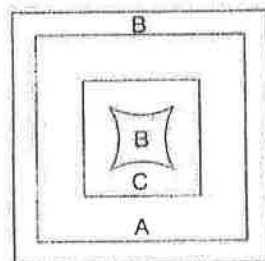
A \_\_\_\_\_ B \_\_\_\_\_ C \_\_\_\_\_



4 3/8"

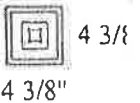
Repeat = 4 3/8"

Please, print clearly



Corner

A \_\_\_\_\_ B \_\_\_\_\_ C \_\_\_\_\_



4 3/8"

For Office Use Only  
CODE# \_\_\_\_\_

creating better environments



# marmoleum®

*seriously fun floors...naturally*

## "Design-It-Yourself" Borders & Corners Color Request

(PHOTOCOPY PRIOR TO USING ORIGINAL)

Designer Name: \_\_\_\_\_

Description: **Border** \_\_\_\_\_

Company: \_\_\_\_\_

Design Name: **Vine** \_\_\_\_\_


Project: \_\_\_\_\_

Signature: \_\_\_\_\_

Phone Number: \_\_\_\_\_

Date: \_\_\_\_\_

Please indicate your color from the Marmoleum colors by marking the lettered space below your choice. These letters correspond to the referenced areas in the border and corner drawings. It is recommended to view the standard color illustration from the brochure or request actual color samples prior to final selection.



Border

A \_\_\_\_\_ B \_\_\_\_\_

Please, print clearly

For Office Use Only  
CODE# \_\_\_\_\_

creating better environments



# marmoleum®

*seriously fun floors...naturally*

## "Design-It-Yourself" Borders & Corners Color Request

(PHOTOCOPY PRIOR TO USING ORIGINAL)

Designer Name: \_\_\_\_\_

Description: Borders & Corners

Company: \_\_\_\_\_

Design Name: **AZTEC**

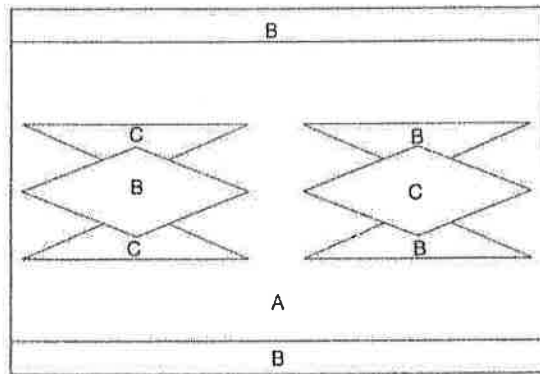
Project: \_\_\_\_\_

Signature: \_\_\_\_\_

Phone Number: \_\_\_\_\_

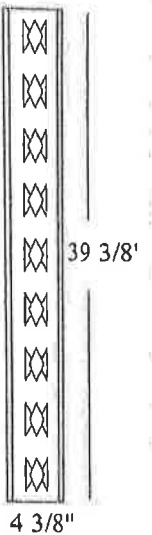
Date: \_\_\_\_\_

Please indicate your color from the Marmoleum colors by marking the lettered space below your choice. These letters correspond to the referenced areas in the border and corner drawings. It is recommended to view the standard color illustration from the brochure or request actual color samples prior to final selection.



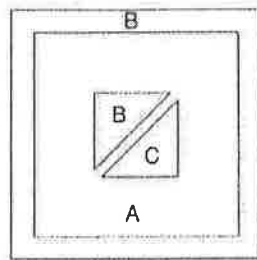
Border

A \_\_\_\_\_ B \_\_\_\_\_ C \_\_\_\_\_



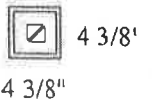
Repeat = 4 3/8"

Please, print clearly



Corner

A \_\_\_\_\_ B \_\_\_\_\_ C \_\_\_\_\_



For Office Use Only  
CODE# \_\_\_\_\_

creating better environments



# marmoleum®

*seriously fun floors...naturally*

## "Design-It-Yourself" Borders & Corners Color Request

(PHOTOCOPY PRIOR TO USING ORIGINAL)

Designer Name: \_\_\_\_\_

Description: Borders & Corners

Company: \_\_\_\_\_

Design Name: GEOMETRIC

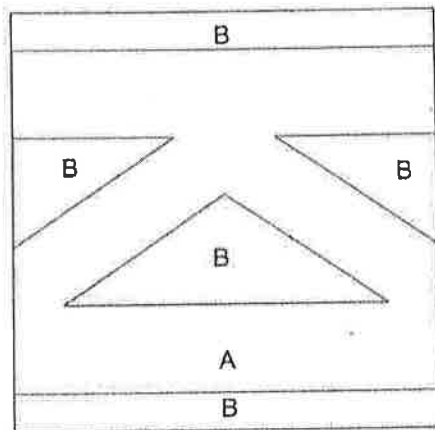
Project: \_\_\_\_\_

Signature: \_\_\_\_\_

Phone Number: \_\_\_\_\_

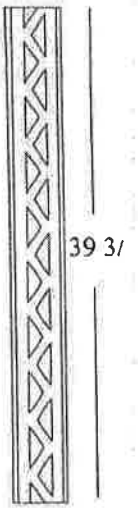
Date: \_\_\_\_\_

Please indicate your color from the Marmoleum colors by marking the lettered space below your choice. These letters correspond to the referenced areas in the border and corner drawings. It is recommended to view the standard color illustration from the brochure or request actual color samples prior to final selection.



Border

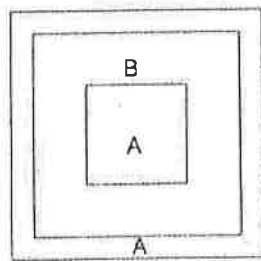
A \_\_\_\_\_ B \_\_\_\_\_



4 3/8"

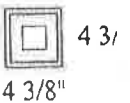
Repeat = 4 3/8"

Please, print clearly



Corner

A \_\_\_\_\_ B \_\_\_\_\_



For Office Use Only  
CODE# \_\_\_\_\_

creating better environments

## "Design-It-Yourself" Borders & Corners Color Request

(PHOTOCOPY PRIOR TO USING ORIGINAL)

Designer Name: \_\_\_\_\_

Description: Borders & Corners

Company: \_\_\_\_\_

Design Name: NUANCE

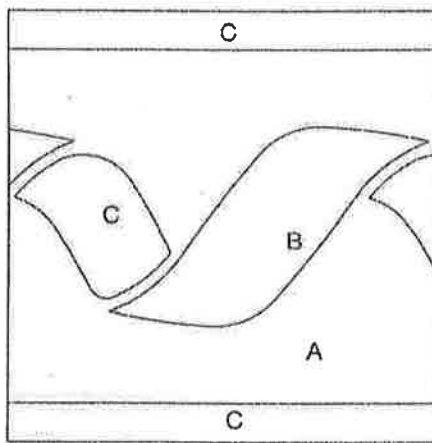
Project: \_\_\_\_\_

Signature: \_\_\_\_\_

Phone Number: \_\_\_\_\_

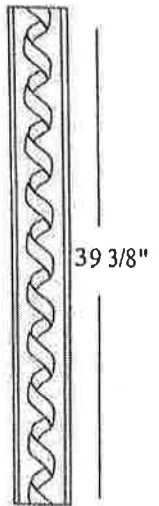
Date: \_\_\_\_\_

Please indicate your color from the Marmoleum colors by marking the lettered space below your choice. These letters correspond to the referenced areas in the border and corner drawings. It is recommended to view the standard color illustration from the brochure or request actual color samples prior to final selection.



Border

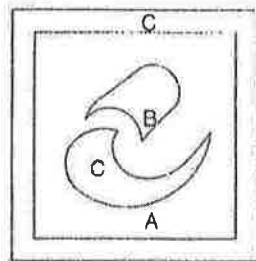
A \_\_\_\_\_ B \_\_\_\_\_ C \_\_\_\_\_



4 3/8"


Repeat = 4 3/16"

Please, print clearly



Corner

A \_\_\_\_\_ B \_\_\_\_\_ C \_\_\_\_\_



4 3/8"

For Office Use Only  
CODE# \_\_\_\_\_

# marmoleum®

*seriously fun floors...naturally*

## "Design-It-Yourself" Borders & Corners Color Request

(PHOTOCOPY PRIOR TO USING ORIGINAL)

Designer Name: \_\_\_\_\_

Description: Borders & Corners

Company: \_\_\_\_\_

Design Name: **NEW TRADITION**

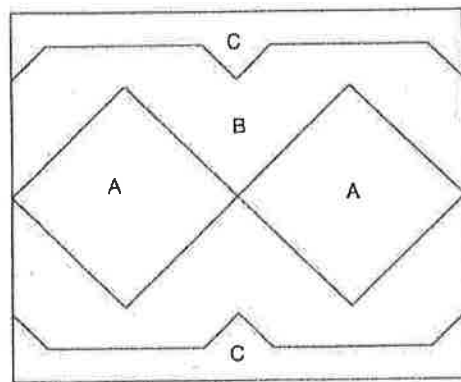
Project: \_\_\_\_\_

Signature: \_\_\_\_\_

Phone Number: \_\_\_\_\_

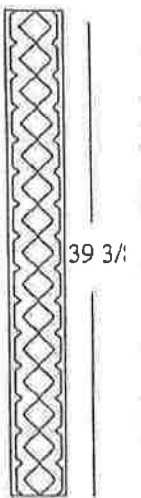
Date: \_\_\_\_\_

Please indicate your color from the Marmoleum colors by marking the lettered space below your choice. These letters correspond to the referenced areas in the border and corner drawings. It is recommended to view the standard color illustration from the brochure or request actual color samples prior to final selection.



Border

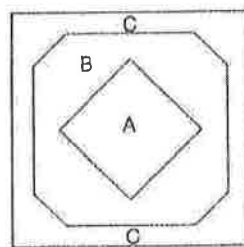
A \_\_\_\_\_ B \_\_\_\_\_ C \_\_\_\_\_



4 3/8"

Repeat = 2 5/8"

Please, print clearly



Corner

A \_\_\_\_\_ B \_\_\_\_\_ C \_\_\_\_\_



4 3/8"

For Office Use Only

CODE# \_\_\_\_\_

...ing better environments



# marmoleum®

*seriously fun floors...naturally*

## "Design-It-Yourself" Borders & Corners Color Request

(PHOTOCOPY PRIOR TO USING ORIGINAL)

Designer Name: \_\_\_\_\_

Description: Borders & Corners

Company: \_\_\_\_\_

Design Name: ALBA

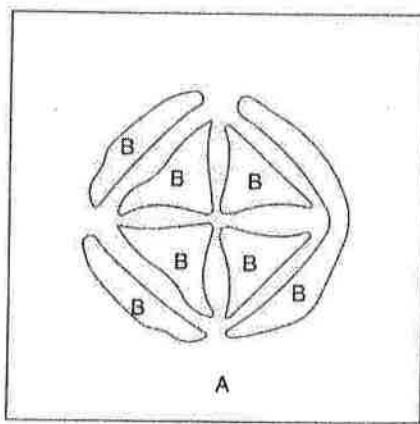
Project: \_\_\_\_\_

Signature: \_\_\_\_\_

Phone Number: \_\_\_\_\_

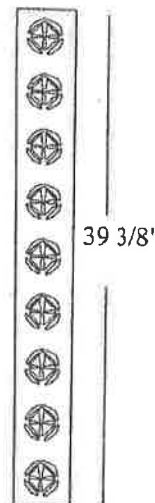
Date: \_\_\_\_\_

Please indicate your color from the Marmoleum colors by marking the lettered space below your choice. These letters correspond to the referenced areas in the border and corner drawings. It is recommended to view the standard color illustration from the brochure or request actual color samples prior to final selection.



Border

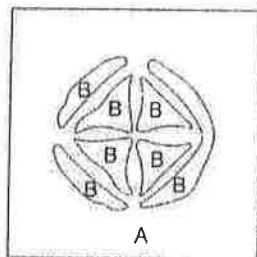
A \_\_\_\_\_ B \_\_\_\_\_



4 3/8"

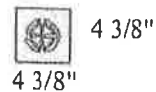
Repeat = 4 3/8"

Please, print clearly



Corner

A \_\_\_\_\_ B \_\_\_\_\_



For Office Use Only  
CODE# \_\_\_\_\_

creating better environments





# marmoleum®

*seriously fun floors...naturally*

## "Design-It-Yourself" Borders & Corners Color Request

(PHOTOCOPY PRIOR TO USING ORIGINAL)

Designer Name: \_\_\_\_\_

Description: Border

Company: \_\_\_\_\_

Design Name: Artisana

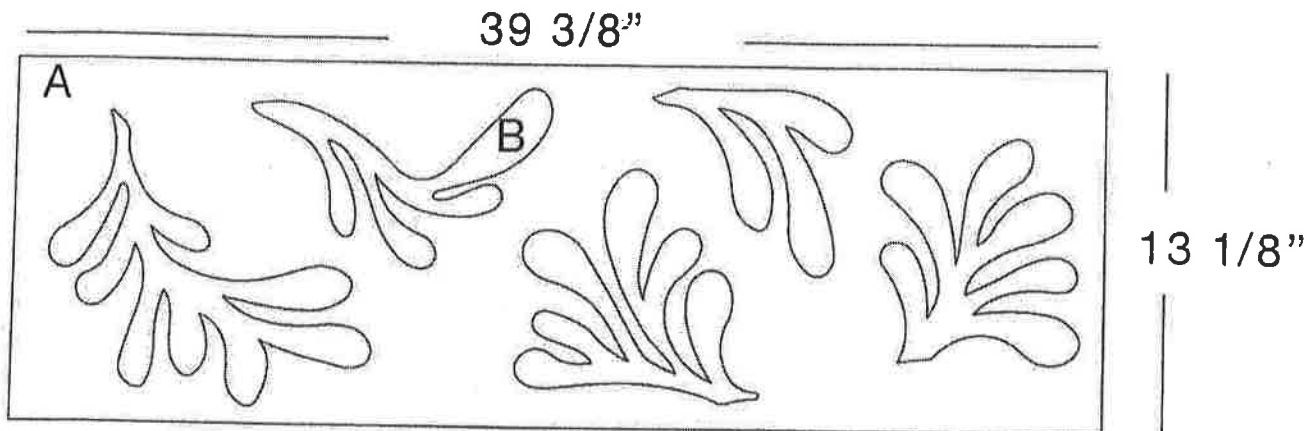
Project: \_\_\_\_\_

Signature: \_\_\_\_\_

Phone Number: \_\_\_\_\_

Date: \_\_\_\_\_

Please indicate your color from the Marmoleum colors by marking the lettered space below your choice. These letters correspond to the referenced areas in the border and corner drawings. It is recommended to view the standard color illustration from the brochure or request actual color samples prior to final selection.



Border

A \_\_\_\_\_ B \_\_\_\_\_

Please, print clearly

For Office Use Only  
CODE# \_\_\_\_\_

creating better environments



# marmoleum®

*seriously fun floors...naturally*

## "Design-It-Yourself" Borders & Corners Color Request

(PHOTOCOPY PRIOR TO USING ORIGINAL)

Designer Name: \_\_\_\_\_

Description: Borders & Corners

Company: \_\_\_\_\_

Design Name: SOVEREIGN

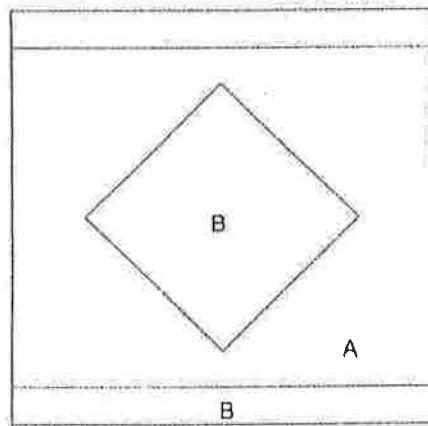
Project: \_\_\_\_\_

Signature: \_\_\_\_\_

Phone Number: \_\_\_\_\_

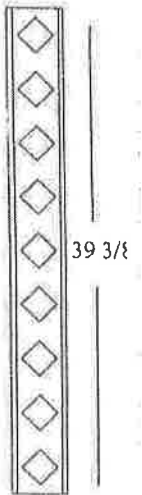
Date: \_\_\_\_\_

Please indicate your color from the Marmoleum colors by marking the lettered space below your choice. These letters correspond to the referenced areas in the border and corner drawings. It is recommended to view the standard color illustration from the brochure or request actual color samples prior to final selection.



Border

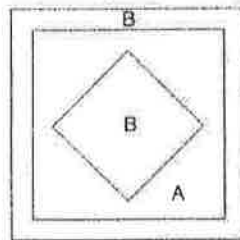
A \_\_\_\_\_ B \_\_\_\_\_



4 3/8"

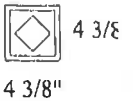
Repeat = 4 3/8"

Please, print clearly



Corner

A \_\_\_\_\_ B \_\_\_\_\_



4 3/8"

For Office Use Only

CODE# \_\_\_\_\_

creating better environments



# marmoleum®

*seriously fun floors...naturally*

## "Design-It-Yourself" Borders & Corners Color Request

(PHOTOCOPY PRIOR TO USING ORIGINAL)

Designer Name: \_\_\_\_\_

Description: Border

Company: \_\_\_\_\_

Design Name: DOTS

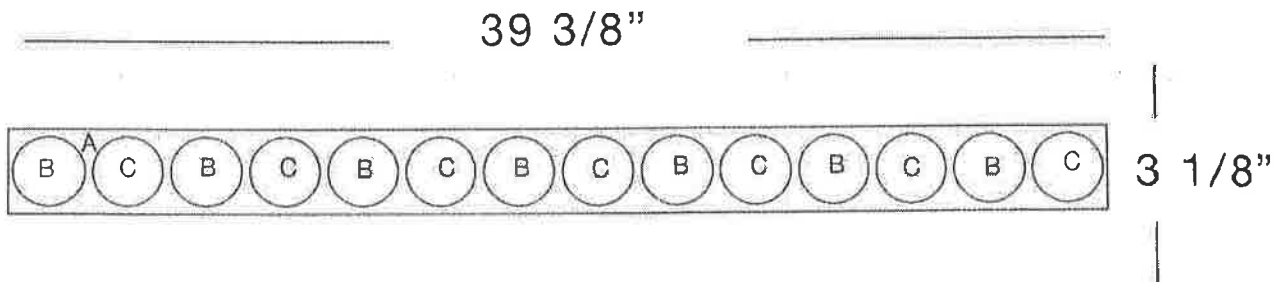
Project: \_\_\_\_\_

Signature: \_\_\_\_\_

Phone Number: \_\_\_\_\_

Date: \_\_\_\_\_

Please indicate your color from the Marmoleum colors by marking the lettered space below your choice. These letters correspond to the referenced areas in the border and corner drawings. It is recommended to view the standard color illustration from the brochure or request actual color samples prior to final selection.



A \_\_\_\_\_ B \_\_\_\_\_ C \_\_\_\_\_

Border

Please, print clearly

For Office Use Only  
CODE# \_\_\_\_\_

creating better environments



# marmoleum®

seriously fun floors...naturally

## "Design-It-Yourself" Borders & Corners Color Request

(PHOTOCOPY PRIOR TO USING ORIGINAL)

Designer Name: \_\_\_\_\_

Description: Borders & Corners

Company: \_\_\_\_\_

Design Name: **CYPRUS**

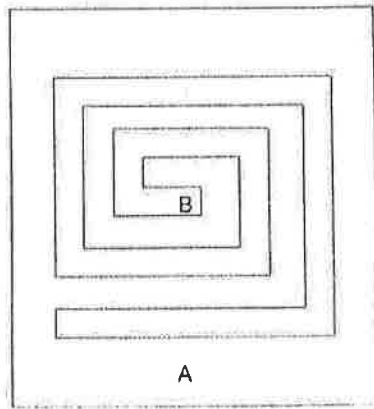
Project: \_\_\_\_\_

Signature: \_\_\_\_\_

Phone Number: \_\_\_\_\_

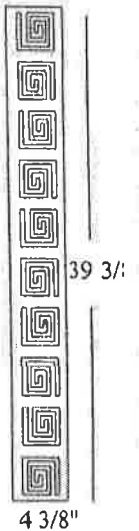
Date: \_\_\_\_\_

Please indicate your color from the Marmoleum colors by marking the lettered space below your choice. These letters correspond to the referenced areas in the border and corner drawings. It is recommended to view the standard color illustration from the brochure or request actual color samples prior to final selection.



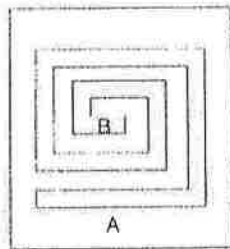
Border

A \_\_\_\_\_ B \_\_\_\_\_



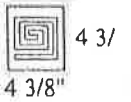
Repeat = 3 7/8"

Please, print clearly



Corner

A \_\_\_\_\_ B \_\_\_\_\_



For Office Use Only  
CODE# \_\_\_\_\_

creating better environments



# marmoleum®

*seriously fun floors...naturally*

## "Design-It-Yourself" Borders & Corners Color Request

(PHOTOCOPY PRIOR TO USING ORIGINAL)

Designer Name: \_\_\_\_\_

Description: Borders & Corners

Company: \_\_\_\_\_

Design Name: **ETHNIC**

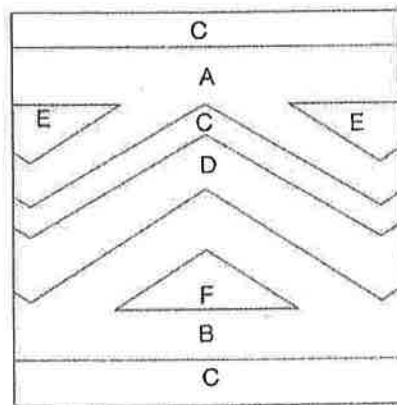
Project: \_\_\_\_\_

Signature: \_\_\_\_\_

Phone Number: \_\_\_\_\_

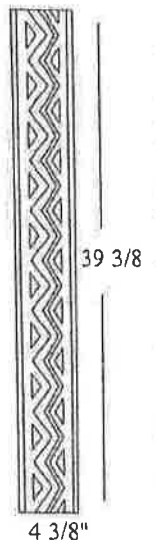
Date: \_\_\_\_\_

Please indicate your color from the Marmoleum colors by marking the lettered space below your choice. These letters correspond to the referenced areas in the border and corner drawings. It is recommended to view the standard color illustration from the brochure or request actual color samples prior to final selection.



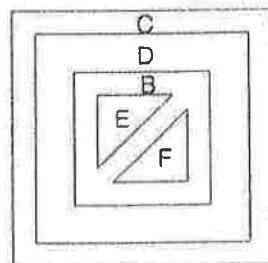
Border

A \_\_\_\_\_ B \_\_\_\_\_ C \_\_\_\_\_ D \_\_\_\_\_ E \_\_\_\_\_ F \_\_\_\_\_



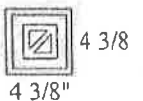
Repeat = 3 7/8"

Please, print clearly



Corner

B \_\_\_\_\_ C \_\_\_\_\_ D \_\_\_\_\_ E \_\_\_\_\_ F \_\_\_\_\_



For Office Use Only  
CODE# \_\_\_\_\_

creating better environments



# marmoleum®

*seriously fun floors...naturally*

## "Design-It-Yourself" Borders & Corners Color Request

(PHOTOCOPY PRIOR TO USING ORIGINAL)


Designer Name: \_\_\_\_\_ Description: Borders & Corners

Company: \_\_\_\_\_ Design Name: Lattice

Project: \_\_\_\_\_ Signature: \_\_\_\_\_

Phone Number: \_\_\_\_\_ Date: \_\_\_\_\_

Please indicate your color from the Marmoleum colors by marking the lettered space below your choice. These letters correspond to the referenced areas in the border and corner drawings. It is recommended to view the standard color illustration from the brochure or request actual color samples prior to final selection.



39 3/4"

Border

A \_\_\_\_\_ B \_\_\_\_\_

4 3/8"

Please, print clearly

4 3/4"

B

4 3/8"

A

Corner

A \_\_\_\_\_ B \_\_\_\_\_

For Office Use Only  
CODE# \_\_\_\_\_

creating better environments



# marmoleum®

*seriously fun floors...naturally*

## "Design-It-Yourself" Borders & Corners Color Request

(PHOTOCOPY PRIOR TO USING ORIGINAL)

Designer Name: \_\_\_\_\_

Description: Borders & Corners

Company: \_\_\_\_\_

Design Name: Lava


Project: \_\_\_\_\_

Signature: \_\_\_\_\_

Phone Number: \_\_\_\_\_

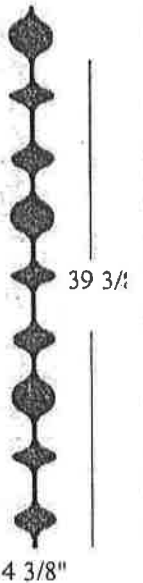
Date: \_\_\_\_\_

Please indicate your color from the Marmoleum colors by marking the lettered space below your choice. These letters correspond to the referenced areas in the border and corner drawings. It is recommended to view the standard color illustration from the brochure or request actual color samples prior to final selection.




Border

A \_\_\_\_\_ B \_\_\_\_\_



Please, print clearly



Corner

A \_\_\_\_\_ B \_\_\_\_\_

For Office Use Only  
CODE# \_\_\_\_\_

creating better environments



# marmoleum®

*seriously fun floors...naturally*

## "Design-It-Yourself" Borders & Corners Color Request

(PHOTOCOPY PRIOR TO USING ORIGINAL)

Designer Name: \_\_\_\_\_

Description: Borders & Corners

Company: \_\_\_\_\_

Design Name: **SANTIAGO**

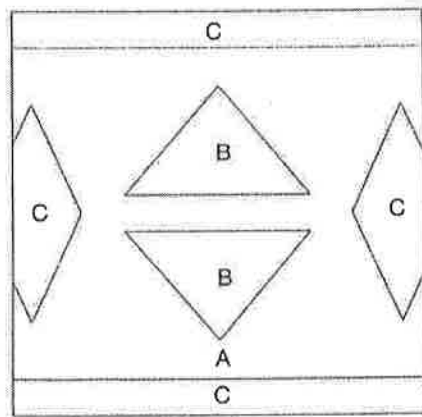
Project: \_\_\_\_\_

Signature: \_\_\_\_\_

Phone Number: \_\_\_\_\_

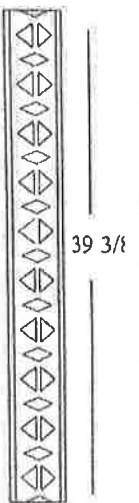
Date: \_\_\_\_\_

Please indicate your color from the Marmoleum colors by marking the lettered space below your choice. These letters correspond to the referenced areas in the border and corner drawings. It is recommended to view the standard color illustration from the brochure or request actual color samples prior to final selection.



Border

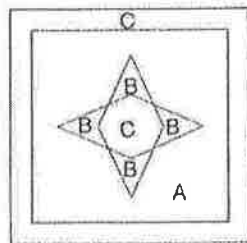
A \_\_\_\_\_ B \_\_\_\_\_ C \_\_\_\_\_



4 3/8"

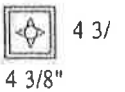
Repeat = 3 7/8"

Please, print clearly



Corner

A \_\_\_\_\_ B \_\_\_\_\_ C \_\_\_\_\_



4 3/8"

For Office Use Only  
CODE# \_\_\_\_\_

creating better environments





# marmoleum®

*seriously fun floors...naturally*

## "Design-It-Yourself" Borders & Corners Color Request

(PHOTOCOPY PRIOR TO USING ORIGINAL)

Designer Name: \_\_\_\_\_

Description: Borders & Corners

Company: \_\_\_\_\_

Design Name: SHADOW

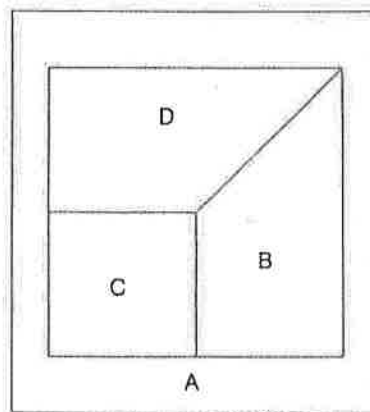
Project: \_\_\_\_\_

Signature: \_\_\_\_\_

Phone Number: \_\_\_\_\_

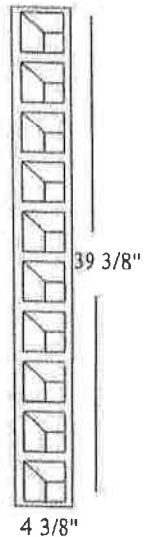
Date: \_\_\_\_\_

Please indicate your color from the Marmoleum colors by marking the lettered space below your choice. These letters correspond to the referenced areas in the border and corner drawings. It is recommended to view the standard color illustration from the brochure or request actual color samples prior to final selection.



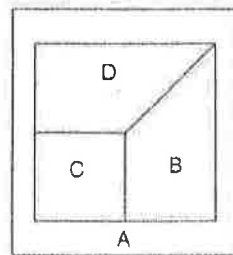
Border

A \_\_\_\_\_ B \_\_\_\_\_ C \_\_\_\_\_ D \_\_\_\_\_



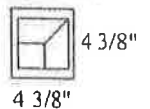
Repeat = 3 7/8"

Please, print clearly



Corner

A \_\_\_\_\_ B \_\_\_\_\_ C \_\_\_\_\_ D \_\_\_\_\_



For Office Use Only  
CODE# \_\_\_\_\_

creating better environments

# marmoleum®

*seriously fun floors...naturally*

## "Design-It-Yourself" Borders & Corners Color Request

(PHOTOCOPY PRIOR TO USING ORIGINAL)

Designer Name: \_\_\_\_\_

Description: Borders & Corners

Company: \_\_\_\_\_

Design Name: **SPIRAL**

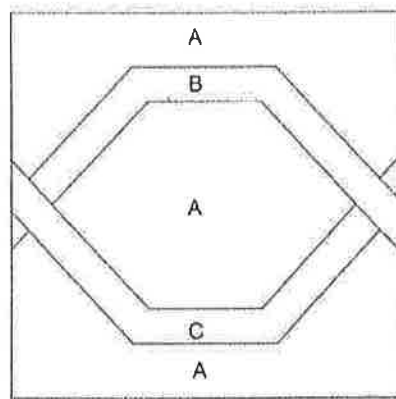
Project: \_\_\_\_\_

Signature: \_\_\_\_\_

Phone Number: \_\_\_\_\_

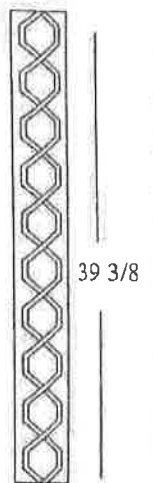
Date: \_\_\_\_\_

Please indicate your color from the Marmoleum colors by marking the lettered space below your choice. These letters correspond to the referenced areas in the border and corner drawings. It is recommended to view the standard color illustration from the brochure or request actual color samples prior to final selection.



Border

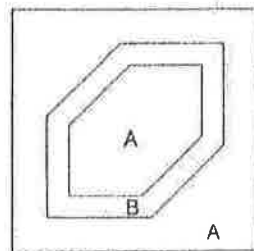
A \_\_\_\_\_ B \_\_\_\_\_ C \_\_\_\_\_



4 3/8"

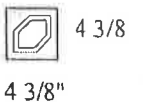
Repeat = 7 3/4"

Please, print clearly



Corner

A \_\_\_\_\_ B \_\_\_\_\_



4 3/8"

For Office Use Only  
CODE# \_\_\_\_\_

creating better environments

