


WET ROOM ACCESSORIES



Product Description

PVC Flooring Accessories are used widely in commercial and public buildings. They are designed to create a neat and hygienic finish to floor coverings at wall joints, which are easy to maintain. For technical information please email technical@quantum-ps.co.uk.

Dimensions

Profile lengths vary depending on profile, for profiles lengths please visit www.quantumflooring.co.uk.

Colour Range

Inc. Light Reflectance Value (LRV)

6.34 Black

Note:

Can't find what you are looking for? We are here to help call our customer care team on **+44 (0) 161 627 4222** to find out more.

Specification Statement

"Quantum Flooring Wet Room Accessories Solutions, fix to walls and floor with a water based contact adhesive in accordance with manufacturer's instructions. For technical information please email technical@quantum-ps.co.uk."

Introduction


Walls and floor coverings in wet rooms need to be well sealed and finished at the edges, corners and joints between walls and floors.

Quantum Flooring Solutions offer the specifier and contractor a package of PVC accessories that give a clean, hygienic and sealed finish to edges in wet rooms

Items to use:


INTERNAL & EXTERNAL CORNERS

Internal / External Mitres



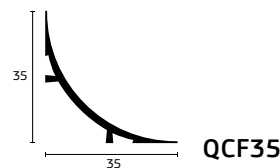
CCFM1

CCFM2



WALLS, FLOORS & VERTICALS

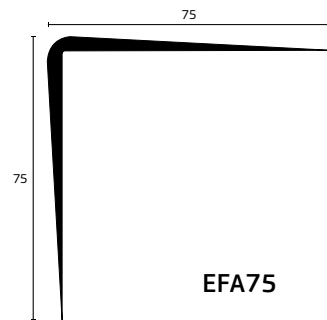
Floor and Internal Verticals




QCF35




External Verticals



EFA75



Joints between the Floor Vinyl and Wall Covering




QT200

= floor vinyl to wall covering



QT100

= wall covering to wall covering



Technical Data

Product Composition

Polyvinylchloride (PVC)

Plasticisers
Inert fillers
Flame retardants

Physical and Chemical Properties

Form: solid / rigid

Colour: various

Odour: slight odour

Solubility: insoluble in water

Decomposition: will decompose at temperatures above 150°C

Safety Data

Please review
'Safety Data Sheet – PVC' or 'Safety Data Sheet – CC'

Maintenance

Note: Do not use solvents

Flexible Products (PVC)

1. No maintenance required as fitted behind wall and floor covering.

Allied Products

Q-Range Stair Nosing -

[View Q-Range on the Quantum Flooring website](#)

Installation

All PVC products should be applied with a water based contact adhesive from a leading supplier. Please ensure the surfaces are clean, dry, smooth and free from grease or dust. It is always advisable that the walls/floors are primed first. Follow the instructions for the application of the adhesive very carefully.

Allow the PVC product to acclimatise to room temperature prior to installation.

Wet Room Accessories Solution

Carefully mark the positioning of the PVC on the wall and floor before applying the adhesive to the wall and floor.

Apply the adhesive to the wall/ floor and the back and base of the PVC.

Warranty

Quantum Flooring Solutions warrants that all Quantum Flooring products produced and dispatched from its works in Oldham, Lancashire are free from material defects and are fit for purpose when fitted strictly in accordance with the manufacturer's instructions.

This warranty is applicable to Quantum Flooring products that have been correctly specified, installed and maintained. Company leaflets, brochures and data sheets (hard copy and online) are available, and these give details of all necessary and relevant requirements.

NBS Specifications

<http://www.ribaproductselector.com/Product.aspx?ci=27157&pr=QuantumFlooringSolutions-WetRoomAccessoriesFloormitreCapandCoveSystem>