



wetroom

safety vinyl flooring & vinyl wall coverings

surestep laguna

safestep aqua

onyx FR

step[®] + onyx FR = TOTAL WETROOM SOLUTION



Safestep Aqua 180052 | slateblue + 181261 | trout + 180352 | steel

safestep[®] aqua

This modern, organic design with a new and unique embossing shape is designed for barefoot (and soft soled shoes) areas.

A flexible product, available across 12 colours, can easily be installed to meet the specific requirements of the wetroom sector. The clean and modern collection meets the hygienic and aesthetic requirements of the application areas such as bathrooms and swimming pool areas. Suitable for wheelchair use.

Class C, R10, ESb, TRRL ≥ 36 , Rz ≥ 20 .

surestep[®] laguna

This product combines barefoot and footwear slip resistance, for areas where both are likely and frequently will take place. Complying with the relevant norms for the application, Laguna is suitable for use in transition areas such as changing rooms and circulation areas. The subtle, soil hiding design is available in 12 colourways, offering a clean and fresh look. Suitable for wheelchair use.

Class B, R10, ESf + ESb, TRRL ≥ 36 , Rz ≥ 20 .



Surestep Laguna 181122 charcoal, Onyx FR 23537 pearl and 23554 exotic flower shell



Surestep Laguna 181202 | oyster

onyx FR

Onyx is a durable vinyl wallcovering, especially suited for wetrooms, such as bathrooms and showers. Once heat welded, it provides the perfect hygienic surface which ensures there is no breeding ground for bacteria. Matching weld rods are available.

FORBO'S **WETROOM SOLUTIONS**

The popularity of the 'wetroom concept', a watertight walk-in shower room, is growing and not just in nursing homes, hospitals and care homes, but also in student accommodation, sports centres and hotels. The continuously sealed floor and wall system stops moisture ingress and therefore prevents bacterial growth.

Easy to access, even for wheel chair users, hygienic and easy and quick to clean (with no sharp corners or crevices for dirt and bacteria to collect), it's not surprising that this type of facility, which originated in Scandinavia, is becoming so popular across the UK.

Co-ordinated wall and safety floor surfaces

Our Safestep Aqua and Surestep Laguna ranges are perfect for wetroom applications. They were specifically developed for use in continuously wet areas, where water flows frequently and barefoot traffic is the standard; or where there is a combination of barefoot and footwear traffic.

To complement these well established safety flooring options, we have introduced Onyx FR, a range of stylishly co-ordinated vinyl wall coverings.



Safestep Aqua 180232 | taupe

BEAUTIFULLY COLOUR CO-ORDINATED WALL AND FLOOR SURFACES



The floor covering – **safestep**[®] aqua **surestep**[®] laguna

- Guaranteed lifetime slip resistance
- Innovative slip resistant Step Crystals for a clean and fresh design and easier cleaning
- Up to 60% recycled content in the backing
- Glass fleece carrier for superior dimensional stability
- PUR Pearl floor surface finish for protection and optimal hygiene
- Suitable for wheelchair use



The wall covering – **onyx** FR

- Available in 2m wide rolls
- 16 colourways ranging from the muted and contemporary to bright and fun with four additional decorative designs to choose from
- Matching uni-colour welding rods to provide a totally smooth, hygienic wall surface
- Two decorative designs should be laid horizontally but the remaining 18 designs can be laid horizontally or vertically for ease of application and choice of aesthetic
- 20m x 49cm border available for use with horizontally fitted product to ensure a full watertight finish for the full height of the wall

safestep[®] aqua



180012 | misty

LRV 63



180262 | trout

LRV 53



180152 | smoke

LRV 48




180292 | pale

LRV 49




180202 | oyster

LRV 50



180232 | taupe

LRV 22



180352 | steel

LRV 10




180052 | slate blue

LRV 29




180182 | tender

LRV 61



180322 | jade

LRV 29



180092 | elephant

LRV 17



180122 | charcoal

LRV 5

surestep[®] laguna




181012 | misty

LRV 63



181262 | trout

LRV 55



181152 | smoke

LRV 48



181292 | pale

LRV 50



181202 | oyster

LRV 50



181232 | taupe

LRV 23




181352 | steel

LRV 11



181052 | slate blue

LRV 29



181182 | tender

LRV 60



181322 | jade

LRV 29



181092 | elephant

LRV 18



181122 | charcoal

LRV 5

onyx FR



23537 | pearl

LRV 63



23539 | grey beige

LRV 62



23547 | pink

LRV 41



23546 | violet

LRV 45



23542 | anis

LRV 60



23543 | green

LRV 51



23544 | turquoise

LRV 49



23545 | blue

LRV 52



23532 | beige

LRV 68



23550 | yellow

LRV 62




23549 | orange

LRV 55




23548 | coral

LRV 41




23541 | uni extra white

LRV 88




23557 | uni white border

LRV 85



23551 | bark silk

LRV 82



23553 | oriental silk

LRV 84



23552 | autumn leaves silk

LRV 88



23554 | exotic flower shell

LRV 87



23556 | nordic grass silk*

LRV 85



23555 | nordic forest winter**

LRV 37

*The grass in the Nordic Grass design is approximately 80cm tall. Product should be installed horizontally

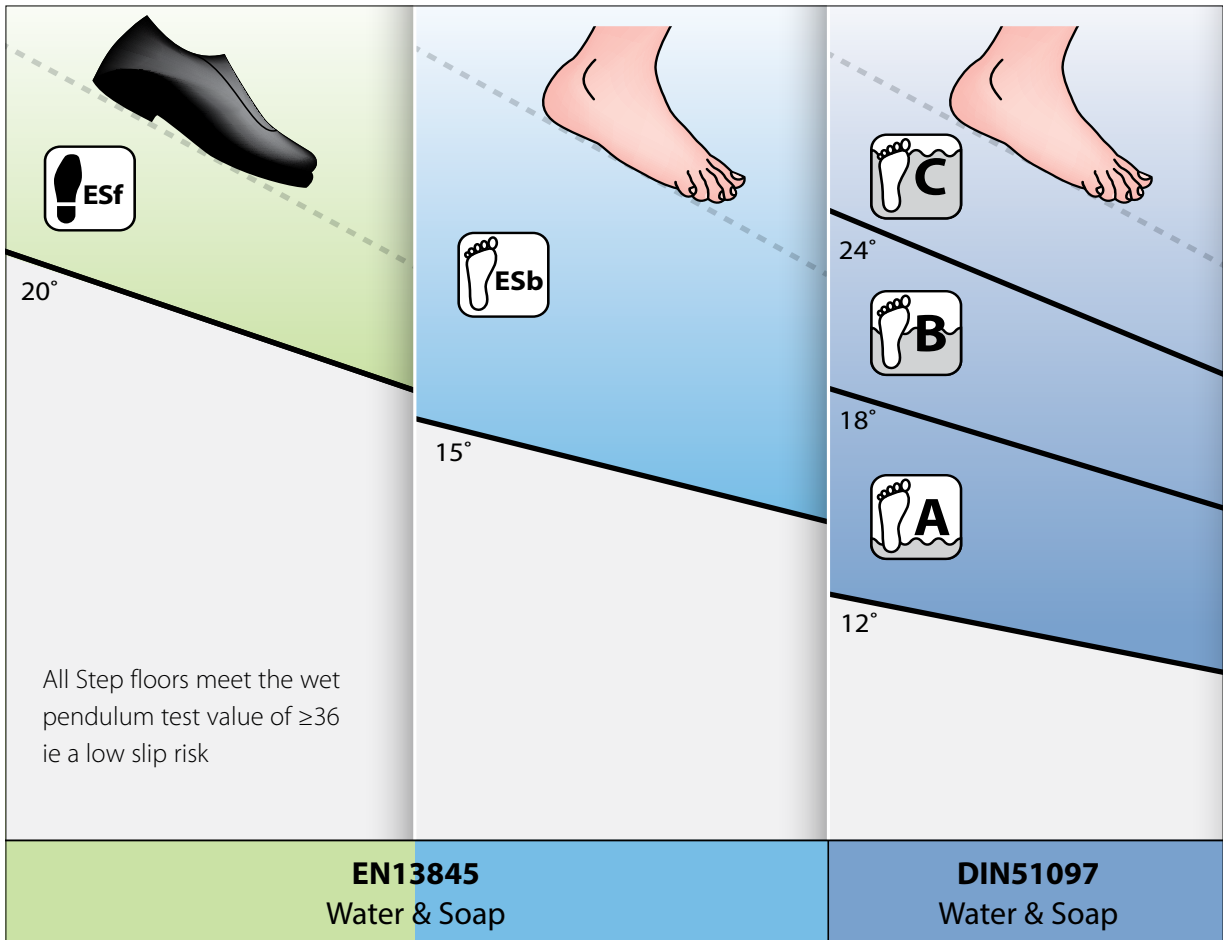
**The bark design is 2m tall. Product should be installed horizontally.

All other Onyx FR colourways can be installed horizontally or vertically.

For the two designs that need to be installed horizontally, 23557 uni white is a border 2m x 49cm width which can be used above the main pattern.

Please note that both Step and Onyx FR should be fully bonded during installation.

SLIP RESISTANT NORMS



All

Surestep Laguna
Safestep Aqua

Surestep Laguna (class B)
Safestep Aqua (class C)

**There is always the risk of slipping in wet spaces.
Therefore, slip resistance is essential in any wetroom system.**

HSE Compliance – Wet Pendulum test – ≥ 36

All Step floors are tested using the TRRL Pendulum test, the preferred test method of the HSE which is used to assess the slip resistance of a floor surface. Floors can be tested with different rubber sliders to assess either footwear or barefoot use. Using this test, a Pendulum test value (PTV) of 36 or higher is considered to offer a low slip risk. Surestep Laguna and Safestep Aqua offer wet Pendulum test values of ≥ 36 for barefoot use areas.

Forbo Step complies with EN 13485 due to the use of slip resistant particles throughout the wear layer of the product. This standard specifies the requirements that must be met to ensure durable slip resistance throughout the guaranteed life of the product.

For products used in barefoot areas, DIN 51097 applies. The test method is similar to DIN 51130, but for this test, the tester walks the ramp with bare feet and the surface of the test material is covered with a 'soap and water' solution which is more relevant to barefoot applications.

The Step range offers unique solutions up to the highest class in barefoot safety performance. **By choosing the correct Step floor for the relevant application, the potential for accidents caused by slipping can be reduced significantly.**

YOUR WETROOM SHOPPING LIST

In order for a wetroom to function correctly, it's important that all surfaces are watertight. We've produced a video and detailed installation instructions showing how to install a wetroom system (www.forbo-flooring.co.uk/wetroom) and below is a shopping list of the key items that you will need for a successful installation. Details of where to source these items can also be found online at the link above.

All of the profiles are used to allow for the floor and covering to be continued up the wall for a neat and clean finish in wet and sanitised areas. The cove former is installed at the junction between the wall and the floor. This creates a hidden curved support for the floor covering as it is formed over the junction and up the wall. The cove former is also installed on the internal corners on the walls to ensure that there are no crevices which can harbour bacteria.

Diminishing Strip – 2mm

Installed behind the wall covering to ensure a smooth transition at the overlap of the wall and floor covering.



Cove Former 35mm

For a smooth transition at floor to wall junctions and at internal corners.




Adhesives

For adhesive recommendations for the floor and wall coverings please visit www.forbo-flooring.co.uk/wetroom




Internal corner pieces

To provide support and make a smooth transition for the Step floor covering at internal corners.



External corner pieces

To support the Step floor covering and make a smooth transition at external corners.



YOUR **WETROOM SHOPPING LIST**

In addition to the installation accessories on the previous page, we'd like to suggest using some specific tools to help make the installation as smooth and easy as possible.

Roller for external corners



This smart but simple tool helps to ensure that the Onyx FR is evenly adhered to external corners preventing creases and gaps and ensuring a good seal.



As the size of the average wet room is approximately 3.5m², large welding guns can be difficult to manoeuvre. A smaller welding gun is lighter and easier to use. We also recommend using a speed weld nozzle for wall coverings as this improves the dispersion of heat during welding.

For details on where to source these items, please download our installation instructions at www.forbo-flooring.co.uk/wetroom

WHAT TO DO NEXT

We recommend that you go to www.forbo-flooring.co.uk/wetroom to watch the installation video as this may help you decide if you want the wall coverings installed horizontally or vertically.

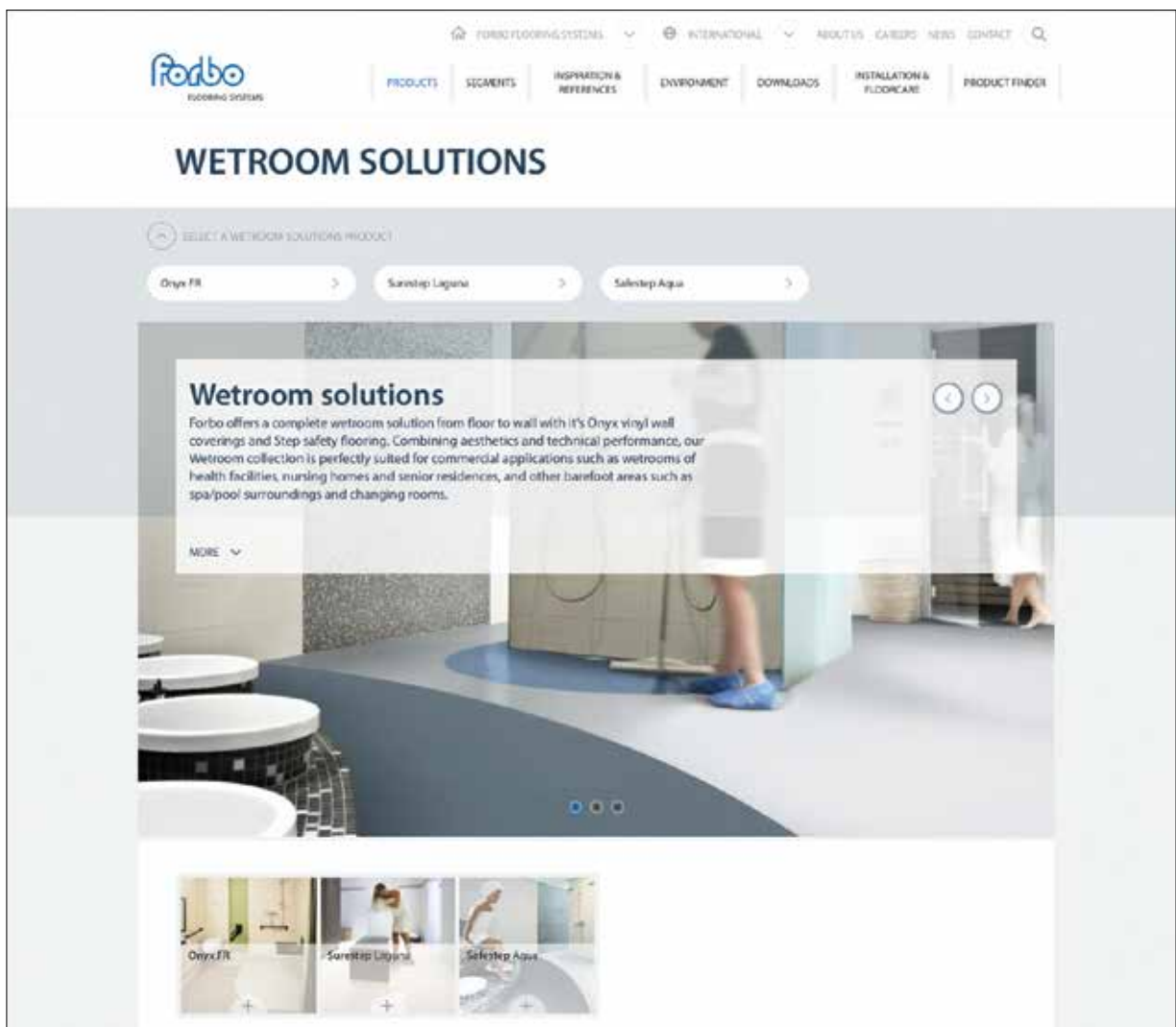
You may also want to consider the flooring that you are using alongside the wetroom area. Forbo has a wide range of products including Safety vinyl tiles as well as other designs within the Step safety floor collection. Visit www.forbo-flooring.co.uk/step to see our full range of safety flooring products.

For further information on any of the products in this brochure, or any other Forbo product, please feel free to contact us on the numbers below.

Samples **0800 731 2369** or email samples.uk@forbo.com

Email info.flooring.uk@forbo.com

London EC1 Showroom
79 St John Street,
Clerkenwell, EC1M 4NR
Tel: 0207 553 9300
(opening hours Mon-Fri 9am to 4pm)



Forbo Flooring Systems is part of the Forbo Group, a global leader in flooring and movement systems, and offers a full range of flooring products for commercial and affordable housing and new build markets. High quality linoleum, vinyl, textile, flocked and entrance flooring products combine functionality, colour and design, offering total flooring solutions for any environment.



UK

Forbo Flooring UK Limited
High Holborn Road
Ripley
Derbyshire DE5 3NT

London EC1 showroom

79 St John Street, Clerkenwell
London EC1M 4NR
Tel: 0207 553 9300

For commercial enquiries:

If calling from the North,
Midlands, London & South East
Tel: 0800 0282 162
Fax: 01772 646 912

If calling from Scotland & South West

Tel: 0800 0935 258
Fax: 01592 643 999

Nuway enquiries:

Tel: 01773 740 688
Fax: 01773 740 640

Residential enquiries:

Tel: 0800 0935 846
Fax: 01592 643 999
Email: info.flooring.uk@forbo.com
www.forbo-flooring.co.uk

Samples:

Tel: 0800 731 2369
samples.uk@forbo.com

Find us on



Ireland

Forbo Ireland Ltd
2 Deansgrange Business Park
Blackrock
Co Dublin

Tel: 00353 1 2898 898
Fax: 00353 1 2898 177

Email: info.ireland@forbo.com
www.forbo-flooring.ie

Registered office:

Forbo Flooring UK Limited
High Holborn Road
Ripley
Derbyshire DE5 3NT
Registered in England 9200318



BROWETT1215