









Technical Specifications: Sarlibase Acoustic

Sarlibase Acoustic is a bonded resilient PVC underlay incorporated with a glass fleece reinforcement and foam backing providing an impact sound reduction value of 18 dB with Forbo's Eternal general purpose vinyl, Step safety vinyl, Allura Flex LVT, Flotex sheet, Marmoleum and other compact vinyl floors, it is not suitable for use with acoustic cushioned back vinyl such as Saron, acoustic linoleum or homogeneous vinyl.

As with any soft underlay indentation resistance will be reduced compared to the floor covering directly adhered to the subfloor. An indication of the impact sound reduction and indentation resistance values referenced below:

	Thickness	EN 428	2.00 mm
	Roll width	EN 426	2.00 m
	Roll length	EN 426	35 lm
	Weight	EN 430	1,2 kg/m ²
	Residual indentation*	EN 433	In combination with: Step: <0.30 mm, Eternal & Allura: <0.20 mm
	Impact sound reduction	ISO 717-2	In combination with: Marmoleum & vinyl floor coverings: ≥18 dB
	Fire resistance	ISO 9239-1	CRF: 8.2 kW/m ² Smoke development:146%.min
	Thermal resistance	EN 12524	0.008 m ² K/W**

* Residual indentation values are indicative and may vary depending on the type and quantity of adhesive used.

** The combined thermal resistance of Sarlibase Acoustic in conjunction with Flotex is 0.057m² K/W.

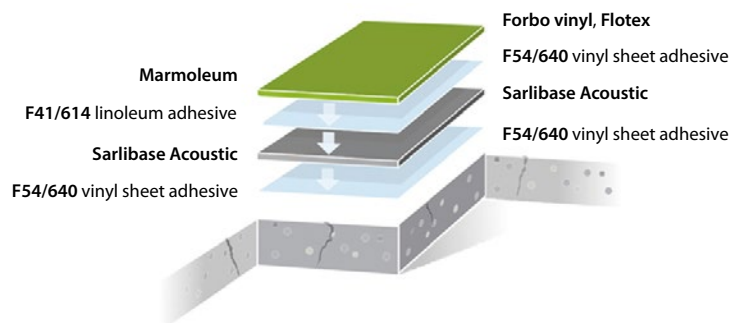
Installation guidance notes

- Sarlibase Acoustic is laid in the same direction as the floor covering, ensuring that the seams in the underlay are separated by at least 20 cm from those of the floor covering (50 cm for Marmoleum).
- Side seams should be trimmed if necessary to ensure that a good close butt joint between sheets is achieved (gaps between lengths of Sarlibase are likely to show through the top floor covering).
- Sarlibase Acoustic is to be adhered to the subfloor using a water-based acrylic adhesive i.e. 540/F54 vinyl flooring adhesive.
- Vinyl floor coverings is to be adhered to Sarlibase Acoustic using a water-based acrylic adhesive i.e. 540/F54.
- In combination with Marmoleum, Forbo's linoleum flooring use F41/614 adhesive. A two-compound PU adhesive should be used in areas subject to very high or heavy rolling loads.

Points to note

- When trimming seams in the floor covering take care not to cut into the surface of the underlay. Avoid double cutting seams on the underlay if possible or use suitable protection between the underlay and the floor covering.
- Leave the underlay for 24 hours before laying the floor covering.

For further information, [see our installation guide](#).



✉ info.au@forbo.com

📞 1800 224 471

🌐 forbo-flooring.com.au

Forbo

FLOORING SYSTEMS