

marmoleum®

wall panel system

the certified sustainable wall protection solution

Forbo
FLOORING SYSTEMS

1-800-842-7839
www.forboflooringNA.com

Choose *new* marmoleum® wall panels!

The top layer features Marmoleum®, a natural, healthy and environmentally sustainable product.

Marmoleum® is known for its durability, reparability, and permanent bactericidal properties. It is easy to maintain and offers a broad range of attractive colors.

The panel substrate provides increased impact resistance and easy installation. Marmoleum® Wall Panels meet the demanding California CARB phase 1 standard for Formaldehyde emissions and are composed of 10.7% Rapidly Renewable Materials and contain 76.5% Pre-Consumer (Post Industrial) Recycled Content. Marmoleum® Wall Panels are the practical choice for your walls.

• PANEL SIZES:

38" x 96" - for material that will run **horizontal**
48" x 78" - for material that will run **vertical**

• PANEL OPTIONS:

1. Standard Panels
 - Marmoleum® Wall Panel with 1/4" MDF Core (approx. panel thickness .36")
 - Meets CARB Phase 1
 - Backer is Greenguard Certified
 - Non harmful, low VOC adhesive used for adhering Marmoleum® and backer
2. Sustain Panels
 - Marmoleum® Wall Panel with 1/4" NAUF Core (approx. panel thickness .36")
 - NAUF - No added Urea Formaldehyde
 - Meets CARB Phase 1
 - Backer is Greenguard Certified
 - Non harmful, low VOC adhesive used for adhering Marmoleum® and backer
 - FSC certified core available upon request



creating better environments

What a difference a Marmoleum® Wall Panel makes!

Hospital before




Hospital after




HARDWARE AVAILABLE

1. J Molding



2. Inside Corner



3. Outside Corner

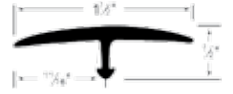


4. Divider Channels

Rubber (15 colors available)



Pinless Metal Track



Snap-Down Divider 1 1/2"

HARDWARE NOT PROVIDED

1. Crash Rails*
2. Hand Rails*
3. Bumpers*

* source available upon request

Forbo reserves the right to change hardware options without notification. Panels can be bonded or mechanically fastened to the wall. Please see installation instructions at www.forboflooringNA.com.

