



UCSF Precision Cancer Center, San Francisco, CA – photo: David Wakely



# PRODUCT GUIDE

**marmoleum® | MCT | flotex® | allura | eternal | coral®**

# BENEFITS OF MARMOLEUM

## Ergonomics

Marmoleum provides the necessary stability and traction for comfortable foot traffic. Marmoleum offers low resistance to wheeled traffic, providing easier navigation while helping reduce pains and strains related to pushing and pulling when compared to other flooring types.

## Infection Control

Marmoleum's ability to inhibit the growth of bacteria stems from the natural raw materials that go into its production. An inherent property of the product, the bacteriostatic qualities of Marmoleum won't diminish over time, giving peace of mind and constant protection from the moment it is installed.

Marmoleum is a supplement to and not a substitute for standard infection control practices and has been shown to reduce microbial contamination\*, but does not necessarily prevent cross contamination or infections; users must continue to follow all current infection control practices.

\*Based on Independent Laboratory Testing

## Non Heat welded Marmoleum

Marmoleum, which is naturally PVC and Plasticizer free, no longer requires heat welding to achieve hygienic, water tight seams when installed with Forbo adhesives. This is due to continuing advancements made by Forbo Flooring Systems over the past decades in our water-based adhesive technologies, combined with Marmoleum® TopShield™ occupancy ready factory finish. Independent 3rd party research shows that non heat welded Marmoleum seams are as hygienic as heat welded sheet vinyl saving precious installation time and money.

## Cost-effective

Marmoleum is cost-effective. Marmoleum with TopShield2 delivers long-lasting appearance retention and provides the lowest cost of ownership flooring solution over its lifetime.

Marmoleum is engineered to withstand heavy foot traffic and has superior scuff and scratch resistance, coupled with the ability to repair the surface if damage occurs. These features, combined with a 10-year no-finish warranty, allows for an industry lowest cost of ownership\*



Non-heat welded Marmoleum



# DURABLE

## Adhesive

Marmoleum is installed into wet adhesive, ensuring a 100% bond to the substrate. This type of installation helps prevent damage from topical moisture, providing a physical barrier to the intrusion of maintenance chemicals. This secure type of installation also helps prevent damage caused by pivot point movements of casters. Forbo offers a wide variety of high moisture resistant adhesives to fit the needs for many projects.


## CO2 Neutral and Naturally PVC, Phthalate and Red List Free

The weighted average of our Marmoleum product range is CO2 neutral (cradle to gate) without offsetting. Marmoleum does not contain PVC, Phthalates, or Styrene providing a safe and low emitting floor. Marmoleum can help with LEED, Well, and ILF Living Building Challenge credits.



## Durable

Thanks to its natural ingredients, Marmoleum gets more durable over time and features a 30-year System Service Life and a 30-year warranty.



## Scratch resistant

Marmoleum is protected by TopShield2, a double UV cured, water-based finish that provides occupancy-ready, clean-and-go installation and is repairable. In addition to Marmoleum's 30-year warranty, it also features an excellent 10-year no-finish warranty.








# marmoleum®

## modular textura

- 7 organic linear designs embossed with realistic wood patterns
- USDA Certified 100% biobased content
- Naturally phthalate and plasticizer free
- Contributes to LEED® credits
- 30-year system service life
- Available in 10" x 40" approx. (25cm x 100cm) planks.



te3573 | trace of nature saw cut



te5231 | cliffs of moher saw cut



te5235 | north sea coast wood grain



te5229 | fresh walnut wood grain



te5218 | welsh moor wood grain



te5217 | withered prairie wood grain



te5230 | white wash wood grain

## modular slate


4 colors inspired by the natural texture of stone. Available in approx. 10" x 20" (25cm x 50cm) 20" x 20" (50cm x 50cm)



te3747 | lakeland shale



te3745 | cornish grey



te3725 | welsh slate



te3746 | newfoundland slate





# marmoleum<sup>®</sup>

## modular striato

- 12 modern linear designs add an extra dimension to your space
- USDA Certified 100% biobased content
- Naturally phthalate and plasticizer free
- Contributes to LEED<sup>®</sup> credits
- 30-year system service life
- Available in approx. 10" x 40" (25cm x 100cm)



t5232 | rocky ice



t3575 | white cliffs



t5230 | white wash



t5235 | north sea coast



t5225 | compressed time



t5217 | withered prairie



t3573 | trace of nature



t5229 | fresh walnut



t5231 | cliffs of moher



t5226 | grey granite



t5237 | black sheep



t5218 | welsh moor



# marmoleum<sup>®</sup>

## modular marble

- 15 colors of concrete structures in cool and warm greys
- USDA Certified 100% biobased content
- Naturally phthalate and plasticizer free
- Contributes to LEED<sup>®</sup> credits
- Available in approx. 10" x 10" (25cm x 25 cm), 10" x 20" (25cm x 50cm), and 20" x 20" (50cm x 50cm)



t3136 | concrete



t2713 | calico



t3120 | rosato



t2707 | barley



t3407 | donkey island



t3234 | forest ground



t3232 | horse roan



t3233 | shitake



t3405 | granada



t3216 | moraine



t2621 | dove grey



t3053 | dove blue



t3146 | serene grey



t2629 | eiger



t3048 | graphite





# marmoleum®

## modular color

- 9 colors ensures bright color palette for endless possibilities
- USDA Certified 100% biobased content
- Naturally phthalate and plasticizer free
- Contributes to LEED® credits
- 30-year system service life
- Color and Shade are available in 10" x 10" (25cm x 25 cm), 10" x 20" (25cm x 50cm), and 20" x 20" (50cm x 50cm)



t3131 | scarlet




t3352 | berlin red



t3354 | pumpkin yellow



t3251 | lemon zest



t3362 | yellow moss




t3258 | refreshing green



t3238 | laguna



t3030 | blue




t3358 | petrol

# marmoleum®

## modular shade

10 colors in mixed shaded tones.



t3722 | stardust



t3711 | cloudy sand




t3716 | mercury




t3717 | neptune




t3718 | pluto




t3704 | satellite




t3702 | liquid clay



t3568 | delta lace



t3745 | cornish grey

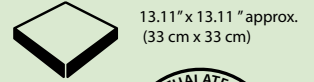


t3707 | black hole



# MCT essentials | elementals

- Guaranteed installed cost of \$2.95-3.85 ft<sup>2</sup> (\$3.50 - \$3.95 ft<sup>2</sup> CAN)
- Clean and Go – no initial maintenance required with renewable Topshield 2 occupancy-ready factory finish, providing a low cost of ownership and 30-year system service life
- Naturally healthy floor mitigates mold risk and is naturally PVC, phthalate, and styrene free
- 38 versatile colors available in 13" x 13" approx. (33cm x 33cm) | 2.0mm tile



contributes to LEED® credits

\*see website for details

## MCT essentials



## MCT elementals



































# marmoleum® real

- 33 colors ensures wide color palette for endless possibilities
- USDA Certified 100% biobased content
- Naturally phthalate and plasticizer free
- Contributes to LEED® credits
- 30-year system service life
- CO2 neutral from cradle-to-gate



						
3173   van gogh <small>mcs</small>	3038   caribbean <small>18dB mcs</small>	2499   sand <small>mcs</small>	2713   calico	3136   concrete <small>mcs</small>	3032   mist grey <small>mcs</small>	3137   slate grey
						
3075   shell <small>mcs</small>	3120   rosato <small>18dB</small>	3141   himalaya	3232   horse roan	2621   dove grey <small>18dB</small>	3146   serene grey <small>18dB mcs</small>	3048   graphite <small>18dB mcs</small>
						
3174   sahara <small>mcs</small>	3233   shitake	3225   dandelion <small>18dB</small>	3847   golden saffron <small>mcs</small>	3234   forest ground	3270   violet	2629   eiger <small>mcs</small>
						
2767   rust	3127   bleeckerstreet <small>18dB mcs</small>	3219   spa	3053   dove blue <small>18dB mcs</small>	3123   arabesque	3272   plum	3268   honey suckle
						
3881   green wellness <small>mcs</small>	3224   chartreuse <small>18dB mcs</small>	3055   fresco blue <small>mcs</small>	3030   blue <small>18dB mcs</small>	3236   dark bistre		














# marmoleum<sup>®</sup>

## fresco

- 38 warm, rustic shades based on a tone-on-tone concept
- USDA Certified 100% biobased content
- Naturally phthalate and plasticizer free
- Contributes to LEED<sup>®</sup> credits
- 30-year system service life
- CO2 neutral from cradle-to-gate



							
3257   edelweiss	3858   barbados <small>mcs</small>	3861   arabian pearl <small>mcs</small>	3846   natural corn <small>mcs</small>	3251   lemon zest <small>mcs</small>	3125   golden sunset <small>mcs</small>	3262   marigold	3825   african desert
							
3860   silver shadow <small>18dB/mcs</small>	3266   lilac	3263   rose	3131   scarlet	3273   ruby	3203   henna	3126   kyoto	3139   lava <small>mcs</small>
							
3889   cinder	3883   moonstone	3252   sparrow <small>18dB/mcs</small>	3890   oat	3246   shrike <small>18dB</small>	3254   clay <small>mcs</small>	3874   walnut	3872   volcanic ash <small>18dB</small>
							
3891   sage	3265   avocado	3885   spring buds	3259   mustard	3260   leaf	3247   green	3271   hunter green	2939   black <small>mcs</small>
							
3828   blue heaven <small>mcs</small>	3267   aqua	3269   turquoise	3264   greek blue	3261   marine	3866   eternity <small>mcs</small>		

**sustainable**  
sample

done with your samples?  
let us recycle them for you  
call 1-800-842-7839 for info





# marmoleum<sup>®</sup>

## vivace

- 9 powerful, colorful contrasts delivered by mixing 8 lively colors
- USDA Certified 100% biobased content
- Naturally phthalate and plasticizer free
- Contributes to LEED<sup>®</sup> credits
- 30-year system service life
- CO2 neutral from cradle-to-gate



3427 | agate



3420 | surprising storm



3421 | oyster mountain



3413 | green melody



3407 | donkey island



3426 | cork tree



3411 | sunny day



3403 | asian tiger



3405 | granada



# marmoleum<sup>®</sup> terra

- 4 colors inspired by the natural texture of stone.
- USDA Certified 100% biobased content
- Naturally phthalate and plasticizer free
- Contributes to LEED<sup>®</sup> credits
- 30-year system service life
- CO2 neutral from cradle-to-gate



5802 | alpine mist



5801 | river bank



5803 | weathered sand



5804 | pink granite

# marmoleum<sup>®</sup> splash

- 6 softly colored shades mix beautifully with other collections
- USDA Certified 100% biobased content
- Naturally Phthalate and plasticizer free
- Contributes to LEED<sup>®</sup> credits
- 30-year system service life
- CO2 neutral from cradle-to-gate



3428 | seashell



3429 | bluemoon



3430 | salsa verde



3433 | rockpool



3431 | limoncello



3432 | fruit punch







# marmoleum<sup>®</sup>

## cocoa

- 5 award-winning colors incorporate cocoa shells for modern, organic texture.
- USDA Certified 100% biobased content
- Naturally phthalate and plasticizer free
- Contributes to LEED<sup>®</sup> credits
- 30-year system service life
- CO2 neutral from cradle-to-gate



### Marmoleum Cocoa Process



3581 | dark chocolate



3580 | milk chocolate



3584 | white chocolate



3582 | earl grey chocolate



3583 | chocolate blues



# marmoleum<sup>®</sup> slate

- 6 colors inspired by the natural texture of stone.
- USDA Certified 100% biobased content
- Naturally phthalate and plasticizer free
- Contributes to LEED<sup>®</sup> credits
- 30-year system service life
- CO2 neutral from cradle-to-gate



e3748 | california gold




e3747 | lakeland shale



e3746 | newfoundland slate



e3745 | cornish grey




e3725 | welsh slate



e3707 | highland black

# marmoleum<sup>®</sup> walton


- 15 softly colored shades mix beautifully with other collections
- USDA Certified 100% biobased content
- Naturally Phthalate and plasticizer free
- Contributes to LEED<sup>®</sup> credits
- 30-year system service life
- CO2 neutral from cradle-to-gate



171 | cement



186 | lead



3369 | titanium



3368 | grey iron



3353 | eggplant purple




3363 | lilac



3360 | vintage blue




3358 | petrol



173 | paving



123 | black



3367 | alloy



3352 | berlin red



3370 | terracotta



3355 | rosemary green



3359 | bottle green






































# marmoleum<sup>®</sup>

## concrete

- 33 shades subtly resemble concrete with fine color nuances
- USDA Certified 100% biobased content
- Naturally phthalate and plasticizer free
- Contributes to LEED<sup>®</sup> credits
- 30-year system service life
- CO2 neutral from cradle-to-gate



					
3738   orange glow <span style="color: blue;">18dB</span>	3712   orange shimmer	3709   silt <span style="color: blue;">18dB</span>	3727   drift	3708   fossil <span style="color: blue;">18dB</span>	3726   venus
					
3743   red glow <span style="color: blue;">18dB</span>	3737   red shimmer	3568   delta lace <span style="color: blue;">18dB</span>	3702   liquid clay <span style="color: blue;">mcs</span>	3728   kaolin	3711   cloudy sand <span style="color: blue;">18dB</span>
					
3740   purple glow	3735   purple shimmer	3730   stella	3705   meteorite	3729   mica	3701   moon
					
3739   blue glow <span style="color: blue;">18dB</span>	3734   blue shimmer	3731   flux	3723   nebula <span style="color: blue;">18dB mcs</span>	3732   asteroid	3724   orbit <span style="color: blue;">18dB mcs</span>
					
3742   green glow <span style="color: blue;">18dB</span>	3736   green shimmer	3725   cosmos	3703   comet	3704   satellite	3706   beton <span style="color: blue;">18dB</span>
					
3741   yellow glow <span style="color: blue;">18dB</span>	3733   yellow shimmer	3707   black hole <span style="color: blue;">18dB</span>			




## marmoleum® sheet & tile quick specs

product	width roll / tile size / gauge
<b>marmoleum®</b> cocoa, slate, real, fresco, terra, concrete, piano, striato, splash, vivace, and MCS	79" (2 m), 77 yd <sup>2</sup> (64 m <sup>2</sup> ) 105 lin ft (32 m), 1/10" (2.5 mm) MCS only - 0.080" (2.0 mm)
<b>marmoleum®</b> modular tile	10" x 10" (25 cm x 25 cm) 1/10" (2.5 mm), 26.91 ft <sup>2</sup> / ctn (2.5 m <sup>2</sup> ) 10" x 20" (25 cm x 50 cm) 20" x 20" (50 cm x 50 cm) 1/10" (2.5 mm), 53.82 ft <sup>2</sup> / ctn (5 m <sup>2</sup> ) 10" x 40" (25cm x 100cm) 1/10" (2.5 mm), 32.39 ft <sup>2</sup> / ctn (3m <sup>2</sup> )
<b>MCT</b>	13" x 13" (33 cm x 33 cm) 0.080" (2.0 mm), 53.82 ft <sup>2</sup> / ctn (5 m <sup>2</sup> )
<b>marmoleum®</b> decibel	79" (2 m), 77 yd <sup>2</sup> (64 m <sup>2</sup> ) 105 lin ft (32 m), 0.137" (3.5 mm)
<b>marmoleum®</b> borders and corners	border size: 4 3/8" x 39 3/8" corner size: 4 3/8" x 4 3/8" 1/10" (2.5 mm)
<b>walton</b>	79" (2 m), 77 yd <sup>2</sup> (64 m <sup>2</sup> ) 105 lin ft (32 m), 1/10" (2.5 mm)

# marmoleum® piano

- 20 sophisticated colors featuring a two-tone speckle effect
- USDA Certified 100% biobased content
- Naturally phthalate and plasticizer free
- Contributes to LEED® credits
- 30-year system service life
- CO2 neutral from cradle-to-gate



3629 | frosty grey



3650 | polar bear



3634 | meadow



3644 | nordic blue



3642 | periwinkle



3601 | warm grey



3630 | angora



3622 | mellow yellow



3646 | young grass



3645 | neptune blue



3607 | grey dusk



3631 | otter



3651 | zinnia



3647 | nettle green



3652 | atlantic blue



3613 | almost darkness



3632 | sealion



3625 | salsa red




3649 | greenwood





# marmoleum® striato

- 27 modern linear designs add an extra dimension to your space
- USDA Certified 100% biobased content
- Naturally phthalate and plasticizer free
- Contributes to LEED® credits
- 30-year system service life
- CO2 neutral from cradle-to-gate



## striato textura

Add dimension to your floor with two new textures: flow and driftwood





# marmoleum® *click*



- Available in 28 beautiful colors of panels and squares
- Topshield 2 occupancy ready factory finish
- Easy to install
- Panels 12"x36" (300mmx900mm) Squares 12"x12" (300mmx300mm)
- Gauge: 3/8" (9.8mm)



933858 333858  
barbados



933173 333173  
van gogh



933038 333038  
caribbean



933871 333871  
silver birch



933233 333233  
shitake



933874 333874  
walnut



933136 333136  
concrete



933224 333224  
chartreuse



933255 333255  
pine forest



933127 333127  
bleeckerstreet



933251 333251  
lemon zest



933423 333423  
painters palette



933828 333828  
blue heaven



933030 333030  
blue



933242 333242  
adriatica



933405 333405  
granada



933407 333407  
donkey island



935239 \* oxidized copper



933866 333866  
eternity




933872 333872  
volcanic ash



932939 332939  
black



933575 \* white cliffs



93E5216 \* pacific beaches  
(textura)



933573 \* trace of nature



93E5231 \* cliffs of moher  
(textura)



935218 \* welsh moor



935237 \* black sheep

\* Striato colors only available in 12" x 36" approx panels





# marmoleum<sup>®</sup> OR

- Marmoleum OR system provides puncture-proof ArmorCove technology for a hygienic, watertight installation that aids in preventing infection control issues. EZ-ON 100 adhesive speeds up installation time for faster turn-over
- 7 organic, softly marbled shades
- Naturally PVC and phthalate free
- Inherent bacteriostatic properties



OR3722 | stardust



OR3716 | mercury



OR3711 | cloudy sand



OR3718 | pluto



OR3717 | neptune



OR3704 | satellite



OR3702 | liquid clay






## Designing with Marmoleum

With Marmoleum flooring you can make the most refined floor designs. Our very precise waterjet cutting technique offers a sophisticated detailing in designs, perfect to create your own identity on your floor; a logo, a text, a piece of art. Or choose tailor made laser engraving, with which your own design can be lasered on the linoleum. Explore your possibilities.



## marmoleum® borders & corners

Marmoleum Borders and Corners are exceptionally precise, water-jet cut, made-to-order design elements that can be used to add unique, custom features to your floor design. Choose your individual color palette in any of our standard configurations. Once a request form is filled out and the product is ordered, standard delivery is within 4-6 weeks. Minimum order is one linear meter of border or one corner.



## forbo wall base

Forbo Wall Base is available in seventy colors in a 4" height\* that will put the finishing touch on your Marmoleum installation.

visit [www.forboflooringna.com](http://www.forboflooringna.com) to view the full selection of colors

\* Select colors also available in 6" height and straight toe, please contact customer service for minimum order requirements.







## bulletin board®

- extremely durable
- low level of light reflectance
- will not warp or crumble
- 48" (122 cm) width

\* Select colors available in 72" (183 cm) width



2208 | mushroom medley



2187 | brown rice



2186 | blanched almond\*




2166 | nutmeg spice\*



2207 | cinnamon bark



2206 | oyster shell



2182 | potato skin\*



2162 | duck egg



2204 | poppy seed



2209 | black olive



2210 | hot salsa



2211 | tangerine zest



2212 | fresh pineapple



2213 | baby lettuce



2214 | blue berry

## marmoleum® wall panels & surface solutions

### Marmoleum® Wall Panels

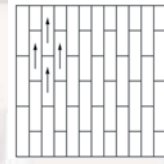
- provide increased impact resistance and easy installation
- meet the demanding California CARB phase 1 standard for formaldehyde emissions
- feature 10.7% rapidly renewable materials and contain 77% pre-consumer (post-industrial) recycled content

Both **Marmoleum® Wall Panels** & **Marmoleum® Surface Solutions** provide durability, reparability, permanent bacteriostatic properties, and are available in a broad range of colors.

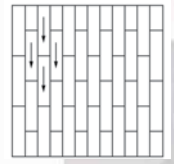




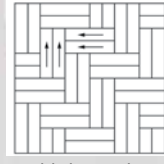
## Installation methods



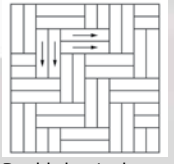
Brick - 1



Brick - 2



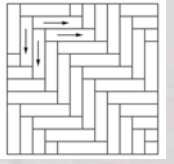
Double herringbone - 1



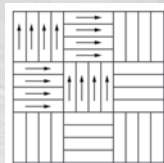
Double herringbone - 2



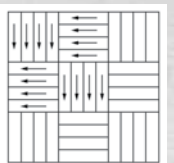
Herringbone - 1



Herringbone - 2



Weave - 1



Weave - 2

# flotex<sup>®</sup> modular triad

- stain-resistant and slip-resistant
- 100% waterproof
- highly durable / won't ugly out
- simple, low cost maintenance

**Tile size:** 9.48" x 39.37" (100x25 cm)

**Gauge:** 0.2" (5.0 mm)

**IMPORTANT** Although the various collections can be installed straight (or broadloom), there is no guarantee that the lines from one tile to another will match up during installation. For this reason, it is recommended to first dry lay some of the tiles so that a decision may be made on the arrow direction prior to the start of installation.

\*Item is non-stock; lead time 10-12 weeks



131001 | red



131002 | blue



131003 | green



131004 | amber



131005 | platinum



131006 | silver



131007 | steel



131008 | shadow



131011 | redline



131012 | blueline




131013 | greenline



131014 | amberline



131010 | taupe



131015 | stone



131017 | anthracite



121001 | embossed zinc \*





# flotex<sup>®</sup> modular seagrass

- stain-resistant and slip-resistant
- 100% waterproof
- highly durable / won't ugly out
- simple, low cost maintenance

**Tile size:** 9.48" x 39.37" (100x25 cm)  
**Gauge:** 0.2" (5.0 mm)

**IMPORTANT** Although the various collections can be installed in different patterns, there is no guarantee that the lines from one tile to another will match up during installation. For this reason, it is recommended to first dry lay some of the tiles so that a decision may be made on the arrow direction prior to the start of installation.



111001 | pearl



111002 | cement



111003 | almond



111004 | charcoal



111005 | walnut



111006 | liquorice


# flotex<sup>®</sup> modular wood



151004 | american wood




151006 | antique wood



151005 | red wood




151003 | silver wood



151007 | english wood \*



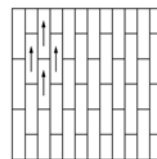
151008 | rustic wood \*



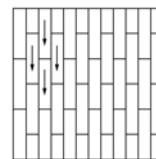
151001 | black wood



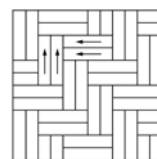
151002 | grey wood



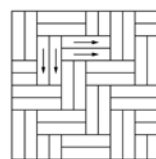
Brick - 1



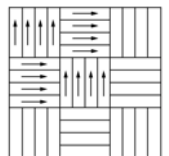
Brick - 2



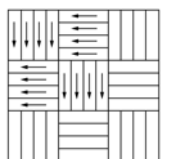
Double herringbone  
Version 1



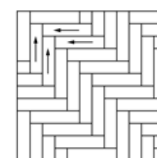
Double herringbone  
Version 2



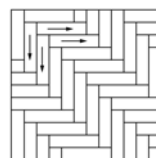
Weave  
Version 1



Weave  
Version 2



Herringbone  
Version 1

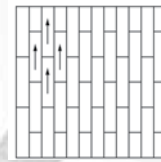


Herringbone  
Version 2

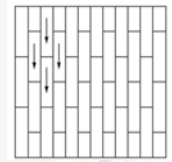
\*Item is non-stock; lead time 10-12 weeks



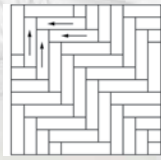
## Installation methods




Brick - 1



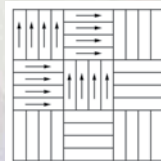
Brick - 2



Herringbone - 1



Herringbone - 2



Weave - 1



Weave - 2

# flotex<sup>®</sup>

## modular lava II

- stain-resistant and slip-resistant
- 100% waterproof
- highly durable / won't ugly out
- simple, low cost maintenance


**Tile size:** 9.48" x 39.37" (100x25 cm)

**Gauge:** 0.2" (5.0 mm)


**IMPORTANT** Although the various collections can be installed in different patterns, there is no guarantee that the lines from one tile to another will match up during installation. For this reason, it is recommended to first dry lay some of the tiles so that a decision may be made on the arrow direction prior to the start of installation.




075075 | pelee



075076 | vesuvius



075077 | krakatoa



075079 | tambora



075078 | etna



075080 | pinatubo



075081 | trident



075082 | koro







# flotex<sup>®</sup>

## modular boxcross


- stain-resistant and slip-resistant
- 100% waterproof
- highly durable / won't ugly out
- simple, low cost maintenance

**Tile size:** 9.48" x 39.37" (100x25 cm)  
**Gauge:** 0.2" (5.0 mm)

**IMPORTANT** Although the various collections can be installed in different patterns, there is no guarantee that the lines from one tile to another will match up during installation. For this reason, it is recommended to first dry lay some of the tiles so that a decision may be made on the arrow direction prior to the start of installation.



133004 | biscuit



133005 | linen



133002 | pearl



133007 | granite



133016 | crimson \*



133010 | seal



133011 | anthracite



133009 | petrol



133008 | blueberry

\*Item is non-stock;  
lead time 10-12  
weeks





# flotex<sup>®</sup> modular concrete

- stain-resistant and slip-resistant
- 100% waterproof
- highly durable / won't ugly out
- simple, low cost maintenance

**Tile size:** 9.48" x 39.37" (100x25 cm)  
**Gauge:** 0.2" (5.0 mm)

**IMPORTANT** Although the various collections can be installed in different patterns, there is no guarantee that the lines from one tile to another will match up during installation. For this reason, it is recommended to first dry lay some of the tiles so that a decision may be made on the arrow direction prior to the start of installation.



139002 | thunder



139001 | cloud



139011 | aqua \*



139012 | sunset \*



139004 | storm



139003 | smoke



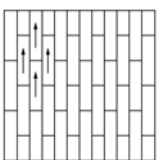
139014 | lichen \*



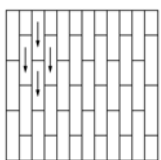
139013 | spa \*

\*Item is non-stock; lead time 10-12 weeks

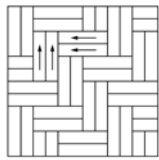
## Installation methods



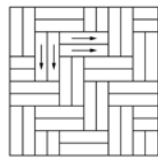
Brick - 1



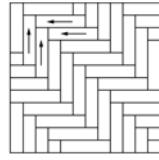
Brick - 2



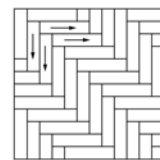
Double herringbone  
Version 1



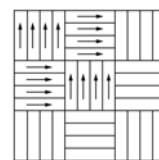
Double herringbone  
Version 2



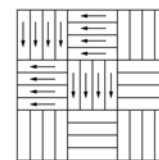
Herringbone  
Version 1



Herringbone  
Version 2



Weave  
Version 1



Weave  
Version 2t






# flotex<sup>®</sup>

## canyon sheet/tile/plank\*


- stain-resistant and slip-resistant
- 100% waterproof
- highly durable / won't ugly out
- simple, low cost maintenance

**Tile size:** 20" x 20" approx. (50 cm x 50 cm)  
**Gauge:** 5.0 mm (.20") (tile/plank)  
 4.3 mm (.17") (sheet)  
 See website for installation methods


*s= sheet, t=tile, p=plank*  
 \* Select colors available in 100x25 cm planks




s445022/ t545022/p945022 | limestone




s445021/t545021/p945021 | stone




s445020/t545020/p945020 | pumice




s445019/t545019/p945019 | slate



s445024/t545024 | cloud



s445028/t545028 | sapphire



s445029/t545029 | seafoam



s445027/t545027 | kelp




s445030/t545030 | sulphur




s445026/t545026 | garnet



s445025/t545025 | earth



s445023/t545023 | linen







# flotex<sup>®</sup>

## modular montage

- stain-resistant and slip-resistant
- 100% waterproof
- highly durable/won't ugly out
- simple, low cost maintenance

**Tile size:** 9.48" x 39.37" (100x25 cm)  
**Gauge:** 0.2" (5.0 mm)



147001 | boreal



147002 | horizon



147003 | tropic



147004 | moraine



147005 | estuary



147006 | glacier



147007 | arctic



147008 | tundra







# flotex® modular ombré

- stain-resistant and slip-resistant
- 100% waterproof
- highly durable / won't ugly out
- simple, low cost maintenance

**Tile size:** 9.48" x 39.37" (100x25 cm)  
**Gauge:** 0.2" (5.0 mm)



149001 | boreal



149002 | horizon



149005 | estuary



149006 | glacier



149007 | artic



149008 | tundra



149003 | tropic



149004 | moraine







# flotex<sup>®</sup>

## modular converge

- stain-resistant and slip-resistant
- 100% waterproof
- highly durable/won't ugly out
- simple, low cost maintenance

**Tile size:** 9.48" x 39.37" (100x25 cm)  
**Gauge:** 0.2" (5.0 mm)



141001 | prism



141002 | aurora



141003 | zenith




141004 | sunbeam



141005 | radiant



141006 | arc



141007 | pinnacle

# flotex<sup>®</sup>

## modular refract



137001 | obsidian



137002 | firoza



137003 | sapphire



137005 | topaz



137006 | malachite



137004 | quartz







# flotex<sup>®</sup>

## modular frameweave

- stain-resistant and slip-resistant
- 100% waterproof
- highly durable / won't ugly out
- simple, low cost maintenance

**Tile size:** 9.48" x 39.37" (100x25 cm)  
**Gauge:** 0.2" (5.0 mm)



142001 | pave



142002 | ink



142003 | sepia



142004 | citrine



142005 | anchor



142006 | capri



142007 | ember



142008 | pesto



142009 | lignite




142010 | harbour



142011 | flame



142012 | verdant



142013 | graphene



142014 | marine



142015 | violet



142016 | pine





# flotex®

## calgary sheet/tile/plank\*

- stain-resistant and slip-resistant
- 100% waterproof
- highly durable / won't ugly out
- simple, low cost maintenance

**Tile size:** 20" x 20" approx. (50 cm x 50 cm)

**Gauge:** 5.0 mm (.20") (tile/plank)

4.3 mm (.17") (sheet)

See website for installation methods

*s= sheet, t=tile, p=plank*

*\* Select colors available in 100x25 cm planks*



s290008 | t590008 | saffron



s290007 | t590007 | suede



s290011 | t590011 | quartz



s290017 | t590017 | crystal



s290024 | t590024 | fire



s290005 | t590005 | melon



s290006 | t590006 | sahara



s290013 | t590013 | caramel



s290026 | t590026 | linen



s290023 | t590023 | espresso







# flotex<sup>®</sup>

## calgary sheet/tile/plank\*

- stain-resistant and slip-resistant
- 100% waterproof
- highly durable/won't ugly out
- simple, low cost maintenance

**Tile size:** 20" x 20" approx. (50 cm x 50 cm)  
**Gauge:** 5.0 mm (.20") (tile/plank)  
 4.3 mm (.17") (sheet)

*s= sheet, t=tile, p=plank*

*\* Select colors available in 100x25 cm planks*



s290010 | t590010 | p990010 | ash



s290015 | t590015 | azure



s290004 | t590004 | menthol



s290022 | t590022 | condor



s290002 | t590002 | p990002 | grey



s290001 | t590001 | sky



s290014 | t590014 | lime



s290009 | t590009 | moss



s290012 | t590012 | p990012 | cement



s290025 | t590025 | riviera



s290019 | t590019 | p990019 | carbon



s290021 | t590021 | aqua





# flotex®

## metro sheet/tile/ plank\*

- stain-resistant and slip-resistant
- 100% waterproof
- highly durable / won't ugly out
- simple, low cost maintenance

**Tile size:** 20" x 20" approx. (50 cm x 50 cm)

**Gauge:** 5.0 mm (.20") (tile/plank)

4.3 mm (.17") (sheet)

See website for installation methods

s=sheet, t=tile, p=plank

\* Select colors available in 100x25 cm planks



s246036 | t546036 | gold



s246013 | t546013 | amber



s246012 | t546012 | sand



s246025 | t546025 | p946025 | tangerine



s246030 | t546030 | cinnamon



s246027 | t546027 | burgundy



s246035 | t546035 | pink



s246031 | t546031 | cherry



s246026 | t546026 | p946026 | red



s246017 | t546017 | p946017 | berry



s246016 | t546016 | p946016 | grape



s246005 | t546005 | p946005 | nimbus



s246006 | t546006 | p946006 | grey



s246009 | t546009 | p946009 | pepper



s246015 | t546015 | cocoa



s246028 | t546028 | jade



s246002 | t546002 | tempest



s246032 | t546032 | p946032 | petrol



s246004 | t546004 | gull



s246020 | t546020 | p946020 | lagoon



s246001 | t546001 | p946001 | indigo



s246024 | t546024 | p946024 | carbon



s246014 | t546014 | p946014 | concrete





# flotex<sup>®</sup> metro sheet/tile/plank\*

- stain-resistant and slip-resistant
- 100% waterproof
- highly durable / won't ugly out
- simple, low cost maintenance

**Tile size:** 20" x 20" approx. (50 cm x 50 cm)

**Gauge:** 5.0 mm (.20") (tile/plank)

4.3 mm (.17") (sheet)

See website for installation methods

*s=*sheet, *t=*tile, *p=*plank

\* Select colors available in 100x25 cm planks



s246007 | t546007 | p946007 | ash



s246008 | t546008 | p946039 | anthracite



s246011 | t546011 | p946011 | pebble



s246029 | t546029 | truffle



s246010 | t546010 | chocolate



s246019 | t546019 | p946019 | citrus



s246018 | t546018 | mineral



s246033 | t546033 | emerald



s246022 | t546022 | evergreen



s246034 | t546034 | lilac



s246037 | t546037 | apple



s246021 | t546021 | moss





# flotex<sup>®</sup>

## penang sheet/tile/plank\*

Tile size: 20" x 20" approx. (50 cm x 50 cm)

Gauge: 5.0 mm (.20") (tile/plank)

4.3 mm (.17") (sheet)

See website for installation methods

*s=*sheet, *t=*tile, *p=*plank

\* Select colors available in 100x25 cm planks



s482006 | t382006 | sage



s482010 | t382010 | evergreen



s482023 | t382023 | dusk



s482024 | t382024 | purple



s482016 | t382016 | coral



s482019 | t382019 | ginger



s482026 | t382026 | neptune



s482011 | t382011 | sapphire



s482020 | t382020 | p982020 | shale



s482017 | t382017 | p982017 | nimbus



s482004 | t382004 | p982004 | mercury



s482007 | t382007 | p982007 | zinc



s482005 | t382005 | smoke





# flotex<sup>®</sup> penang sheet/tile/plank\*

- stain-resistant and slip-resistant
- 100% waterproof
- highly durable / won't ugly out
- simple, low cost maintenance

**Tile size:** 20" x 20" approx. (50 cm x 50 cm)

**Gauge:** 5.0 mm (.20") (tile/plank)

4.3 mm (.17") (sheet)

See website for installation methods

*s=sheet, t=tile, p=plank*

\* Select colors available in 100x25 cm planks



s482015 | t382015 | beige



s482018 | t382018 | bamboo



s482075 | t382075 | flax



s482031 | t382031 | p982031 | ash



s482027 | t382027 | orchid



s482116 | t382116 | azure



s482037 | t382037 | p982037 | grey



s482001 | t382001 | anthracite






# flotex<sup>®</sup>

## modular savannah

- stain-resistant and slip-resistant
- 100% waterproof
- highly durable / won't ugly out
- simple, low cost maintenance

**Tile size:** 9.48" x 39.37" (100 cm x 25 cm)  
**Gauge:** 5.0 mm (.20") (plank)  
See website for installation methods



911001 | pearl



911003 | almond



911002 | cement



911004 | charcoal



911005 | walnut



911006 | liquorice





## flotex® complexity tile

- stain-resistant and slip-resistant
- 100% waterproof
- highly durable / won't ugly out
- simple, low cost maintenance

**Tile size:** 20" x 20" approx. (50 cm x 50 cm)

**Gauge:** 5.0 mm (.20")



quarter-turn installation

*Complexity coordinates with Integrity<sup>2</sup>*



550001 | grey



550007 | blue




550003 | charcoal



550010 | straw



550004 | navy




550006 | marine


## flotex® integrity<sup>2</sup> tile




350011 | leaf




350009 | taupe




350003 | charcoal




350006 | marine



350004 | navy



350001 | grey



350012 | granite



350002 | steel



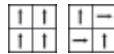


# flotex<sup>®</sup> stratus tile

- stain-resistant and slip-resistant
- 100% waterproof
- highly durable / won't ugly out
- simple, low cost maintenance

**Tile size:** 20" x 20" approx. (50 cm x 50 cm)

**Gauge:** 5.0 mm (.20")




broadloom or quarter-turn installation

**IMPORTANT** Although the various collections can be installed in different patterns, there is no guarantee that the lines from one tile to another will match up during installation. For this reason, it is recommended to first dry lay some of the tiles so that a decision may be made on the arrow direction prior to the start of installation.




t540014 | eclipse




t540006 | ruby



t540007 | mint



t540015 | storm



t540003 | sisal



t540004 | fossil



t540005 | sapphire




t540008 | onyx

# flotex<sup>®</sup> cirrus tile



t570015 | storm




t570014 | eclipse



t570005 | sapphire



t570008 | onyx



t570007 | mint



t570004 | fossil



t570003 | sisal



t570006 | ruby

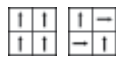




## flotex® harmony ballet plank/tile


- stain-resistant and slip-resistant
- 100% waterproof
- highly durable / won't ugly out
- simple, low cost maintenance

**Tile size:** 40" x 40" approx. (100 cm x 100 cm)  
**Plank size:** 10" x 40" approx. (25 cm x 100 cm)



broadloom or quarter-turn  
installation

**IMPORTANT** Although the various collections can be installed in different patterns, there is no guarantee that the lines from one tile to another will match up during installation. For this reason, it is recommended to first dry lay some of the tiles so that a decision may be made on the arrow direction prior to the start of installation.



055104 | cabernet



055125 | sand dollar



055101 | oyster



055110 | cappuccino



055116 | amber



055119 | driftwood




055122 | coffee



055128 | emebald



055103 | seaside



055107 | sapphire

## flotex® harmony lindy plank/tile



055015 | garnet



055009 | coconut



055021 | pewter



055006 | coastal



055003 | caramel



055024 | sage



055012 | dunes



055027 | surf



055000 | aquamarine



055018 | ocean

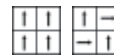




# flotex® harmony paso tile

- stain-resistant and slip-resistant
- 100% waterproof
- highly durable / won't ugly out
- simple, low cost maintenance

Tile size: 40" x 40" approx. (100 cm x 100 cm)



broadloom or quarter-turn  
installation

**IMPORTANT** Although the various collections can be installed in different patterns, there is no guarantee that the lines from one tile to another will match up during installation. For this reason, it is recommended to first dry lay some of the tiles so that a decision may be made on the arrow direction prior to the start of installation.



055402 | aquamarine oyster



055405 | caramel cabinet



055408 | coastal sapphire



055411 | coconut cappuccino



055414 | dunes seaside



055417 | garnet amber



055420 | ocean driftwood



055423 | pewter coffee



055426 | sage sand dollar



055429 | surf emerald

# flotex® harmony salsa tile



055302 | aquamarine oyster



055305 | caramel cabinet



055308 | coastal sapphire



055314 | dunes seaside



055317 | garnet amber



055320 | ocean driftwood



055323 | pewter coffee



055326 | sage sand dollar



055329 | surf emerald



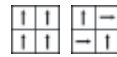


# flotex® harmony

## tango tile

- stain-resistant and slip-resistant
- 100% waterproof
- highly durable / won't ugly out
- simple, low cost maintenance

Tile size: 40" x 40" approx. (100 cm x 100 cm)



broadloom or quarter-turn installation

**IMPORTANT** Although the various collections can be installed in different patterns, there is no guarantee that the lines from one tile to another will match up during installation. For this reason, it is recommended to first dry lay some of the tiles so that a decision may be made on the arrow direction prior to the start of installation.



055202 | aquamarine oyster



055205 | caramel cabinet



055208 | coastal sapphire



055211 | coconut cappuccino



055217 | garnet amber



055220 | ocean driftwood



055223 | pewter coffee



055226 | sage sand dollar



055214 | dunes seaside



055229 | surf emerald







# flotex<sup>®</sup> vision sheet

With Flotex Vision, Forbo offers over 500 colors in 6 design categories for a range of vibrant visuals produced with photo realistic resolution. Visit [www.flotexvision.com](http://www.flotexvision.com) to explore the infinite combinations of colors and patterns that include "trompe l'oeil" designs and natural grass, sand, and water images.



floral



image



linear



shape



naturals



pattern

# flotex<sup>®</sup> journeys sheet

**Pattern repeat:** length 19.7" (50 cm)  
**Roll size:** 6' 6" (200 cm)  
**Gauge:** 4.3 mm (0.17")

*more colors are available on [flotexvision.com](http://flotexvision.com)*



630001 | yellowstone



630004 | black hills



630002 | cypress falls



630003 | glacier bay




630009 | mesa verde



630006 | sequoia



630011 | grand canyon



630008 | laurentian mountains



630007 | joshua tree



630010 | everglades



630005 | green mountain



630012 | acadia



630013 | wheat sheaf



630014 | harvest



630015 | lilac



630016 | spa



630017 | russet



630018 | haystack






# flotex<sup>®</sup> tiber sheet

Pioneering textile designer Tibor Reich – creator of Tibor – was one of the most prominent figures in the British Post-war textile industry. Printed on Forbo Flotex in vibrant colors, Tibor’s innovative Fotexur designs have a timeless feel, despite dating back 70 years. Please visit [www.forboflooringNA.com](http://www.forboflooringNA.com) to view the full collection.



onyx



tweedy



ziggurat




quartz




arbor



tessello



mosaic



atomic





**sustainable  
sample**



done with your samples?  
let us recycle them for you  
call 1-800-842-7839 for info



**Flotex Sheet is:**

- Stain-resistant and slip-resistant
- 100% waterproof
- Highly durable / won't ugly out
- Simple, low cost maintenance

**Roll size:** 6' 6" (200 cm)  
**Gauge:** 4.3 mm (0.17")

**flotex® naturals II  
sheet**



010058-II | titanium oak  
pattern repeat:200 cm x 150 cm



010039-II | european white wood  
pattern repeat:200 cm x 150 cm




010078-II | shaded oak  
pattern repeat:200 cm x no repeat



010075-II | warm oak  
pattern repeat:200 cm x no repeat



010038-II | white oak  
pattern repeat:200 cm x 150 cm



010079-II | hungarian point grey  
pattern repeat:200 cm x 22.3 cm



010073-II | heritage plank  
pattern repeat:200 cm x no repeat



010037-II | blackened oak  
pattern repeat:200 cm x 150 cm



010074-II | shadow plank  
pattern repeat:200 cm x no repeat



010036-II | american oak  
pattern repeat:200 cm x 150 cm



010076-II | limed wood  
pattern repeat:200 cm x no repeat



010041-II | smoked beech  
pattern repeat:200 cm x 150 cm



010080-II | hungarian point  
pattern repeat:200 cm x 22.3 cm



010042-II | steamed beech  
pattern repeat:200 cm x 150 cm



010055-II | chestnut  
pattern repeat:200 cm x 150 cm



010071-II | summer chevron  
pattern repeat:200 cm x 9.5 cm




010035-II | distressed oak  
pattern repeat:200 cm x 150 cm



010077-II | smoked walnut  
pattern repeat:200 cm x no repeat



010040-II | antique pine  
pattern repeat:200 cm x 150 cm



010072-II | autumn chevron  
pattern repeat:200 cm x 9.5 cm





# colorex<sup>®</sup> SD/EC

- conductive floor covering
- long-lasting performance
- conductive coated chips form a solid, homogeneous compound
- stable in size and dimensions
- constant, permanent and not influenced by ambient humidity or aging of product



SD 150201/ EC 250201 | everest



SD 150206/ EC 250206 | moonstone



SD 150204/ EC 250204 | montblanc




SD 150205/ EC 250205 | adula




SD 150207/ EC 250207 | quartz



SD 150222/ EC 250222 | niagara




SD 150265/ EC 250265 | blue ridge




SD 150225/ EC 250225 | kiwi



SD 150213/ EC 250213 | sahara



SD 150240/ EC 250240 | etna



Colorex Plus provides the high density, ready repair and stain resistant benefits of Colorex in a heavy duty, loose lay tile. To learn more visit our website at [www.forboflooringna.com](http://www.forboflooringna.com)


Additional colors are available online at  
[WWW.FORBOFLOORINGNA.COM](http://WWW.FORBOFLOORINGNA.COM)

## eternal step

The fresher alternative to the conventional safety flooring visual, with an improved cleaner aesthetic.



171032 | smoke



171952 | elephant



171992 | charcoal



172312 | mortar

## eternal step SR

Use of the Step crystals provides a warmer and cleaner appearance while maintaining a high slip resistance and ease of maintenance



174032 | smoke



174952 | elephant




174992 | charcoal



174922 | concrete

## eternal step SR aqua

Designed for barefoot (and soft soled shoe) areas.



180262 | trout



180232 | taupe



180482 | greige



180092 | elephant

## eternal step wood

Wood visual with the practically invisible Step Crystals for lasting slip resistance performance.



18382 | chestnut



18972 | rustic oak



18952 | dark grey oak



18792 | dark oak





# eternal wood

- 17 beautiful wood looks
- compliments a wide variety of interiors
- natural, realistic colors



10232 | dark walnut



10842 | cream oak



11162 | tropical beech



11442 | washed beech



11492 | warm cherry



11542 | traditional oak



11952 | steamed oak



12802 | elegant oak



12862 | grey oak



10432 | grey washed oak



10452 | dark oak



11192 | light beech



13942 | classic timber



36022 | classic herringbone



36042 | brown herringbone



36062 | grey herringbone



11612 | mid oak





# eternal material


- present a modern range of textiles, metals and stones which create a soft, elegant look and feel.
- consist of a 0.7 wear layer that ensures maximum wear resistance and excellent appearance retention.



61042 | mist smaragd



61052 | white smaragd



61962 | grey smaragd



66142 | dust smaragd



10012 | pebble stucco



10032 | fossil stucco



10042 | graphite stucco



12012 | quartz stone



12032 | coal stone



12092 | neutral stone



12422 | grey textured concrete



12472 | mortar textured concrete



12492 | taupe textured concrete



13002 | silver concrete



13022 | beton concrete



13032 | anthracite concrete



13082 | gravel concrete



13762 | brushed bronze



13772 | brushed aluminium





### Abbreviations

DR | allura dryback (0.70/0.55/0.40)  
 DR7 | 0.70 DR5 | 0.55  
 DR4 | 0.40  
 FL | allura flex (1.00/0.55)  
 FL1 | 1.00 FL5 | 0.55  
 CL | allura click pro (0.55)  
 EA | allura ease (0.70)  
 PZ | allura puzzle (0.70)

# allura

- The Allura All-in-one collection offers 51 stunning wood and stone visuals in a variety of formats for maximum design and function
- Allura Flex 1.00 mm is stocked; all other formats are non-stock
- natural color variation, true-to-nature plank sizes and in-register embossing results in photo-realistic visuals
- phthalate-free
- visit [www.forboflooringna.com](http://www.forboflooringna.com) for more information

### Size Chart:

Approx. 39.4" x 7.9" (100 cm x 20 cm) **A**  
 Approx. 39.4" x 39.4" (100 cm x 100 cm) **B**  
 Approx. 47.2" x 7.9" (120 cm x 20 cm) **C**  
 Approx. 59.1" x 11" (150 cm x 28 cm) **D**  
 Approx. 19.7" x 19.7" (50 cm x 50 cm) **E**  
 Flex HP 1200x200..... Approx. 39.4" x 7.9" (100 cm x 20 cm) **F**

▽ bevelled



60284 D natural giant oak  
DR | FL | CL | EA | PZ



60280 D grey giant oak  
DR | FL | CL | EA | PZ



60302 D deep country oak  
DR | FL | CL



60300 D central oak  
DR | FL | CL | EA



60305 D light honey oak  
DR | FL | CL | EA



60301 D whitened oak  
DR | FL | CL



60306 D rustic anthracite oak  
DR | FL | CL | EA



63406 C bleached timber  
DR | FL | CL | EA



63412 C blond timber  
DR | FL | CL | EA



63408 C greywashed timber  
DR | FL | CL | EA



63410 C hazelnut timber  
DR | FL | CL



60064 C whitewash elegant oak  
DR | FL | CL | EA | PZ



60026 A classic beech  
DR | FL | CL



60065 C honey elegant oak  
DR | FL | CL | EA | PZ




60295 C pure oak  
DR | FL | CL




60293 C steamed oak  
DR | FL | CL



63418 C petrified oak  
DR | FL | CL



60374 C natural collage oak  
DR | FL | CL



61253 A oyster seagrass  
DR | FL | CL | PZ



61255 A natural seagrass  
DR | FL | CL



### Abbreviations

DR | allura dryback (0.70/0.55/0.40)  
 DR7 | 0.70 DR5 | 0.55  
 DR4 | 0.40  
 FL | allura flex (1.00/0.55)  
 FL1 | 1.00 FL5 | 0.55  
 CL | allura click pro (0.55)  
 EA | allura ease (0.70)  
 PZ | allura puzzle (0.70)

# allura

- The Allura All-in-one collection offers 51 stunning wood and stone visuals in a variety of formats for maximum design and function
- Allura Flex 1.00 mm is stocked; all other formats are non-stock
- natural color variation, true-to-nature plank sizes and in-register embossing results in photo-realistic visuals
- phthalate-free
- visit [www.forboflooringna.com](http://www.forboflooringna.com) for more information

### Size Chart:

Approx. 39.4" x 7.9" (100 cm x 20 cm) **A**  
 Approx. 39.4" x 39.4" (100 cm x 100 cm) **B**  
 Approx. 47.2" x 7.9" (120 cm x 20 cm) **C**  
 Approx. 59.1" x 11" (150 cm x 28 cm) **D**  
 Approx. 19.7" x 19.7" (50 cm x 50 cm) **E**  
 Flex HP 1200x200..... Approx. 39.4" x 7.9" (100 cm x 20 cm) **F**

∩ bevelled



60375 C grey collage oak ∩  
DR | FL | CL



60074 C black rustic oak ∩  
DR | FL | CL



60152 C grey raw timber ∩  
DR | FL | CL



60151 C white raw timber ∩  
DR | FL | CL



60084 C bleached rustic pine ∩  
DR | FL | CL



60150 C brown raw timber ∩  
DR | FL | CL



63420 C burned oak ∩  
DR | FL | CL



60356 A grey autumn oak ∩  
60357 F DR | FL



60354 F classic autumn oak ∩  
60353 A DR | FL | CL



60351 F white autumn oak ∩  
60350 A DR | FL | CL



60085 C weathered rustic pine ∩  
DR | FL | CL



60082 C natural rustic pine ∩  
DR | FL | CL



63497 A grey waxed oak ∩  
63496 F DR | FL | CL | EA | PZ



60063 A waxed oak ∩  
60055 F DR | FL







### Abbreviations

DR | allura dryback (0.70/0.55/0.40)  
 DR7 | 0.70 DR5 | 0.55  
 DR4 | 0.40  
 FL | allura flex (1.00/0.55)  
 FL1 | 1.00 FL5 | 0.55  
 CL | allura click pro (0.55)  
 EA | allura ease (0.70)  
 PZ | allura puzzle (0.70)

# allura

- The Allura All-in-one collection offers 51 stunning wood and stone visuals in a variety of formats for maximum design and function
- Allura Flex 1.00 mm is stocked; all other formats are non-stock
- natural color variation, true-to-nature plank sizes and in-register embossing results in photo-realistic visuals
- phthalate-free
- visit [www.forboflooringna.com](http://www.forboflooringna.com) for more information


### Size Chart:

Approx. 39.4" x 7.9" (100 cm x 20 cm) **A**  
 Approx. 39.4" x 39.4" (100 cm x 100 cm) **B**  
 Approx. 47.2" x 7.9" (120 cm x 20 cm) **C**  
 Approx. 59.1" x 11" (150 cm x 28 cm) **D**  
 Approx. 19.7" x 19.7" (50 cm x 50 cm) **E**  
 Flex HP 1200x200..... Approx. 39.4" x 7.9" (100 cm x 20 cm) **F**

∩ bevelled



63431 B grey cement DR | FL  
 63430 E DR | FL | CL | EA | PZ



63433 B smoke cement DR | FL  
 63432 E DR | FL | CL



63427 B light cement DR | FL  
 63426 E DR | FL | CL



63429 B iron cement DR | FL  
 63428 E DR | FL | CL | EA | PZ



62488 E white sand ∩  
 DR | FL | CL




62534 E mist texture DR | FL | CL



63776 E silver stream DR | FL | CL



62485 E taupe sand ∩  
 DR | FL | CL



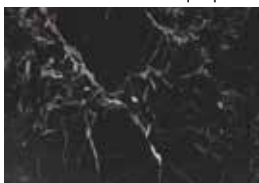
63438 E taupe texture DR | FL | CL




63625 E nickel metal brush  
 DR | FL | CL | PZ



63468 E grey stone DR | FL | CL | EA | PZ



63454 E black marble DR | FL | CL  
 63455 B DR | FL



62513 B grigio concrete DR | FL  
 62523 E DR | FL | CL | EA | PZ



62512 B natural concrete DR | FL  
 62522 E DR | FL | CL | EA | PZ



62518 B charcoal concrete DR | FL  
 62418 E DR | FL | CL | EA | PZ



62519 B nero concrete DR | FL  
 62419 E DR | FL | CL | EA | PZ



63450 E white marble DR | FL | CL  
 63451 B DR | FL



**Coral Tile**  
is available in  
**20"x20" approx.**  
**(50 cm x50cm)**  
phthalate free vinyl  
backed entry tile.

## Forbo Entrance Systems

### coral<sup>®</sup> brush / tile

All colors of **Coral Brush** are also available in **20"x20" approx.**  
**(50 cm x50 cm)** phthalate free vinyl backed tile.



- STOP up to 95% of the walk-in dirt and moisture
- REDUCE maintenance & cleaning costs by up to 65%
- MINIMIZE liability from slips and falls
- MAXIMIZE the useful life of interior finishes
- LENGTH MATTERS! longer walk off = greater protection



s5730/t5730 vulcan black ♦



s5714/t5714 shark grey



s5721/t5721 hurricane grey ♦



s5741/t5741 cannon grey



s5750 /t5750 aztec black



s5727/t5727 stratos blue ♦



s5710/t5710 asphalt grey ♦



s5724/t5724 chocolate brown ♦



s5716/t5716 masala brown



s5754/t5754 straw brown



s5764/t5764 petrified grey



s5767/t5767 slate blue



s5715/t5715 charcoal grey ♦



s5709 /t5709 royal purple



s5706/t5706 brick red ♦



s5723 /t5723 cardinal red



s5705 /t5705 bondi blue



s5722 /t5722 cornflower blue

♦ Items are stocked. The lead time for non-stock items is 6-8 weeks.

### coral<sup>®</sup> grip

- with Everfort vinyl backing
- with open structure



HD ■ 6130 / □ 6150  
ink ♦



MD ■ 6930 / □ 6950  
ink ♦



HD ■ 6125 / □ 6145  
lead



MD ■ 6925 / □ 6945  
lead



HD ■ 6123 / □ 6143  
wine



MD ■ 6923 / □ 6943  
wine



HD ■ 6122 / □ 6142  
salt



MD ■ 6922 / □ 6942  
salt



HD ■ 6121 / □ 6141  
ash



MD ■ 6921 / □ 6941  
ash



# coral<sup>®</sup> duo

- alternating strips of scraping Coral Brush Pure yarns and moisture absorbing Coral Classic
- reinforced with tough and resilient monofilament fibers
- removes and retains 10% more dirt in the first few meters than any other textile barrier product



9730 black diamond ♦ 9727 volga blue ♦ 9721 dark steel ♦ 9724 cafe supreme



9714 sicilian sand 9725 cafe bahia 9710 luna pearl 9723 african red

♦ Items are stocked.

The lead time for non-stock items is 6-8 weeks.



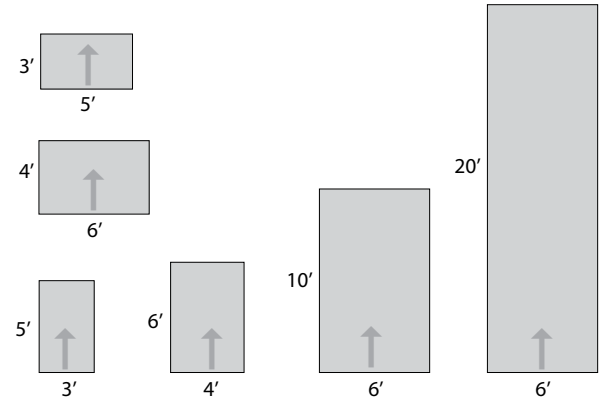
Additional non-stock Coral collections available online at [www.forboflooringNA.com](http://www.forboflooringNA.com)

# coral<sup>®</sup> mats

Coral mats are available in the following

standard sizes: (width of entrance x walkoff length)

3' x 5' 5' x 3' 4' x 6' 6' x 4' 6' x 10' 6' x 20'



note:

- custom sizes available upon request
- dimensions include the rubber-edge profile (1.5" approx.)
- 4" x 6" black mat available for quick ship, inquire for details.



# nuway<sup>®</sup>

Nuway engineered entrance flooring is used outside doorways and immediately inside heavily trafficked entrance areas to scrape off the worst of soil tracked in on the soles of shoes or wheeled vehicles. These rigid engineered mats, constructed of profiles, scrapers, and insert materials, are made to the customer's individual specifications.

## nuway<sup>®</sup> tuftguard

Application: internal and external  
(using plain unbuffered wiper)

Wiper Strips: pile - standard colors  
Select: color matching service available  
Scraper Bars: aluminum and PVC standard colors  
Height: 12mm and 17mm  
Wiper Strips: single and double  
Construction: open and closed

## nuway<sup>®</sup> tuftguard HD

Application: internal and external  
(using plain unbuffered wiper)

Wiper Strips: pile - standard colors  
Scraper Bars: aluminum  
Feature Strips: none  
Height: 12mm and 17mm  
Wiper Strips: double only  
Construction: closed only

## nuway<sup>®</sup> grid

Single-sided entrance flooring system  
Application: internal and external  
(using rubber insert)

Module Width: maximum 3000mm  
Module depth: maximum 750mm  
Height: rubber 19mm  
burford 24mm  
classic 23mm  
brush activ 23mm



# product application chart

All items marked below are the preferred products to be used for each application type. If there is any questions on suitability, please contact forbo prior to installation.

Application	Resilient									Surfaces	Textile		Entrance		
	Marmoleum Sheet & MCS	Marmoleum Tile (MCT/ Modular)	Marmoleum Decibel	Marmoleum Textura (Sheet & Tile)	Eternal Sheet Vinyl	Eternal Step	Eternal Step-Aqua	Colorex	Colorex Plus & R11	Allura/ Allura Flex	Bulletin Board	Flotex Sheet	Flotex Tile	Coral	Nuway
<b>healthcare</b>															
cafeteria / dining	X	X		X	X					X		X	X		
corridors	X	X	X	X	X							X	X		
desks / cupboards / furniture systems	X														
elevators / lobbies	X	X		X	X	X				X		X	X		
entrances														X	X
er/ trauma	X				X										
exam room	X	X		X	X					X					
hydrotherapy room						X	X								
laboratories	X	X		X	X	X									
nurses station	X	X	X	X	X										
office / administrative	X	X	X	X	X					X		X	X		
operating / procedure room	X				X				X						
patient room / physical therapy room	X	X	X	X	X							X	X		
pharmacy	X	X	X	X	X							X	X		
ramps (indoor)						X	X								
ramps (outdoor)														X*	X**
server room								X	X						
surgey / surgical prep areas	X	X			X				X						
tackable wall surface / partitions											X				
utility room / service area	X	X			X										
waiting area	X	X		X	X					X		X	X		
<b>education / institutional</b>															
auditoriums	X	X		X	X							X	X		
cafeteria / dining	X	X		X	X							X	X		
classrooms	X	X		X	X							X	X		
corridors	X	X	X	X		X						X	X		
desks / cupboards / furniture systems	X														
dormitory rooms / lobbies	X	X	X	X	X							X	X		
entrances														X	X
food prep	X				X	X									
gymnasium / multi-purpose room	X	X		X	X							X	X		
kitchen		X				X									
laboratories	X	X	X	X	X	X									
library	X		X	X	X					X		X	X		
locker rooms	X	X		X	X	X	X					X***	X***		
office / administrative	X	X	X	X	X					X		X	X		
ramps (indoor)						X	X					X	X		
ramps (outdoor)														X*	X**
restrooms	X				X	X									
server rooms								X	X						
tackable wall surface / partitions											X				
utility room / service area	X	X		X	X										
<b>corporate</b>															
corridors	X	X	X	X	X					X		X	X		
desks / cupboards / furniture systems	X														
elevators / lobbies	X	X		X	X	X				X		X	X		
entrances														X	X
office / conference room	X	X	X	X	X	X				X		X	X		
ramps (indoor)						X	X					X	X		
ramps (outdoor)														X*	X**
restrooms	X	X			X	X									
server rooms								X	X						
tackable wall surface / partitions											X				
vending area / lunchroom	X	X		X	X							X	X		
<b>retail / hospitality</b>															
checkout counters / tabletops	X														
corridors	X	X	X	X	X					X		X	X		
deli / bakery	X	X		X	X	X				X		X	X		
eating areas	X	X		X	X	X				X		X	X		
elevators / lobbies	X	X		X	X	X				X		X	X		
entrances														X	X
exercise room / health club	X	X		X	X							X	X		
food service	X	X		X	X	X									
frozen food / dairy	X	X		X	X	X									
sales floor	X	X		X	X					X		X	X		
specialty shops / boutiques	X	X		X	X					X		X	X		
tackable wall surface / partitions											X				
vending area	X	X		X	X							X	X		
<b>industrial</b>															
clean rooms / sterile packaging					X			X	X						
conductive / static dissipative								X	X						
pharmaceutical	X	X			X			X	X						
research / production lab	X	X		X	X	X		X	X						
server room								X	X						
small parts assembly	X	X		X	X	X		X	X			X	X		
tackable wall surface / partitions											X				
warehouse / manufacturing area		X						X	X						
walk-in freezer						X									
<b>assisted living / military</b>															
barracks / residence rooms	X	X		X	X					X		X	X		
common areas	X	X		X	X					X		X	X		
corridors / lobbies	X	X	X	X	X					X		X	X		
desks / cupboards / furniture systems	X														
eating areas	X	X		X	X					X		X	X		
entrances														X	X
office / administrative	X	X	X	X	X					X		X	X		
server room								X	X						
tackable wall surface / partitions											X				

\*Coral Grip is the only product recommended for outdoor ramps. All other Coral products are intended for indoor use.

\*\* Nuway is only recommend for outdoor ramps when unbuffered wipers are being used.

\*\*\* Flotex is not recommended for use in locker rooms where ice skates or any metal spikes may be used.