

marmoleum®

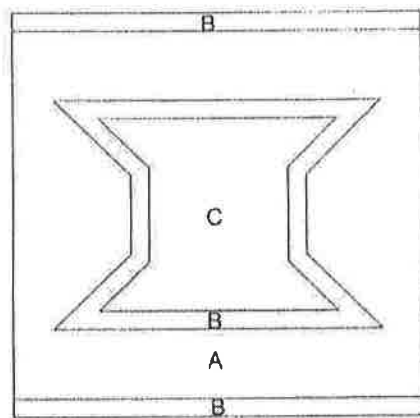
seriously fun floors...naturally

"Design-It-Yourself" Borders & Corners Color Request

(PHOTOCOPY PRIOR TO USING ORIGINAL)

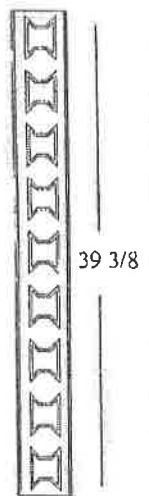
Designer Name: _____ **Description:** Borders & Corners
Company: _____ **Design Name:** PARAGON
Project: _____ **Signature:** _____
Phone Number: _____ **Date:** _____

Please indicate your color from the Marmoleum colors by marking the lettered space below your choice. These letters correspond to the referenced areas in the border and corner drawings. It is recommended to view the standard color illustration from the brochure or request actual color samples prior to final selection.



Border

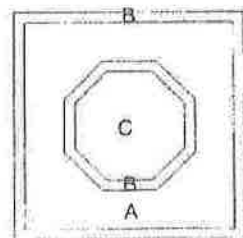
A _____ B _____ C _____



4 3/8"

Repeat = 4 3/16

Please, print clearly



Corner

A _____ B _____ C _____



4 3/8"

4 3/8"

For Office Use Only
CODE# _____

creating better environments



marmoleum®

seriously fun floors...naturally

"Design-It-Yourself" Borders & Corners Color Request

(PHOTOCOPY PRIOR TO USING ORIGINAL)

Designer Name: _____

Description: Borders & Corners

Company: _____

Design Name: **PANACHE**

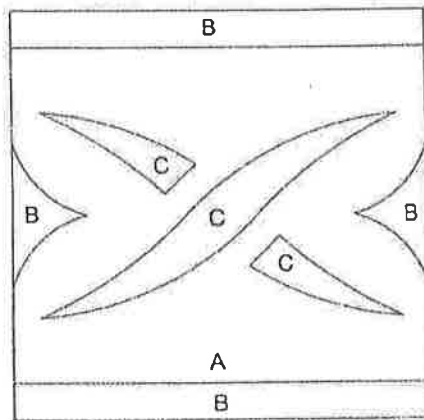
Project: _____

Signature: _____

Phone Number: _____

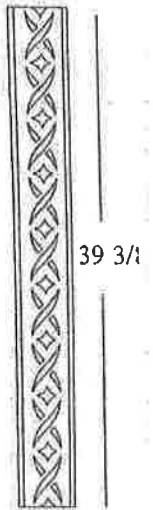
Date: _____

Please indicate your color from the Marmoleum colors by marking the lettered space below your choice. These letters correspond to the referenced areas in the border and corner drawings. It is recommended to view the standard color illustration from the brochure or request actual color samples prior to final selection.



Border

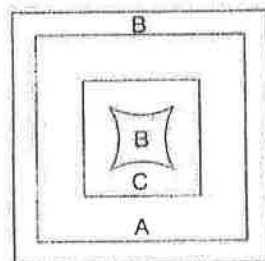
A _____ B _____ C _____



4 3/8"

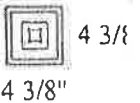
Repeat = 4 3/8"

Please, print clearly



Corner

A _____ B _____ C _____



4 3/8"

For Office Use Only
CODE# _____

creating better environments



marmoleum®

seriously fun floors...naturally

"Design-It-Yourself" Borders & Corners Color Request

(PHOTOCOPY PRIOR TO USING ORIGINAL)

Designer Name: _____

Description: **Border** _____

Company: _____

Design Name: **Vine** _____


Project: _____

Signature: _____

Phone Number: _____

Date: _____

Please indicate your color from the Marmoleum colors by marking the lettered space below your choice. These letters correspond to the referenced areas in the border and corner drawings. It is recommended to view the standard color illustration from the brochure or request actual color samples prior to final selection.



Border

A _____ B _____

Please, print clearly

For Office Use Only
CODE# _____

creating better environments



marmoleum®

seriously fun floors...naturally

"Design-It-Yourself" Borders & Corners Color Request

(PHOTOCOPY PRIOR TO USING ORIGINAL)

Designer Name: _____

Description: Borders & Corners

Company: _____

Design Name: AZTEC

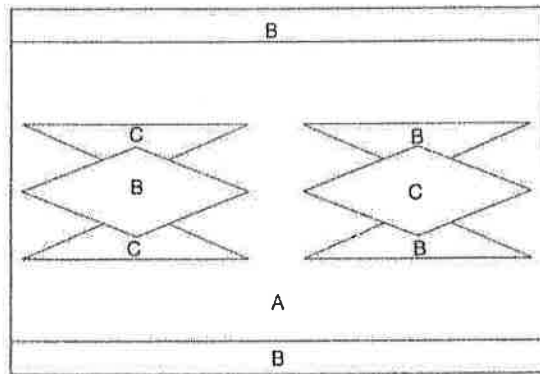
Project: _____

Signature: _____

Phone Number: _____

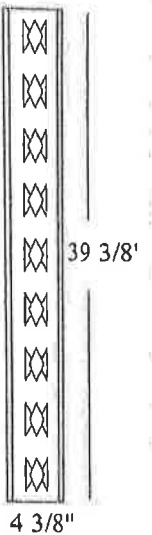
Date: _____

Please indicate your color from the Marmoleum colors by marking the lettered space below your choice. These letters correspond to the referenced areas in the border and corner drawings. It is recommended to view the standard color illustration from the brochure or request actual color samples prior to final selection.



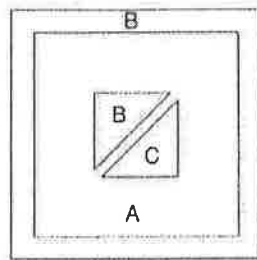
Border

A _____ B _____ C _____



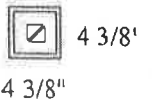
Repeat = 4 3/8"

Please, print clearly



Corner

A _____ B _____ C _____



For Office Use Only
CODE# _____

creating better environments



marmoleum®

seriously fun floors...naturally

"Design-It-Yourself" Borders & Corners Color Request

(PHOTOCOPY PRIOR TO USING ORIGINAL)

Designer Name: _____

Description: Borders & Corners

Company: _____

Design Name: **GEOMETRIC**

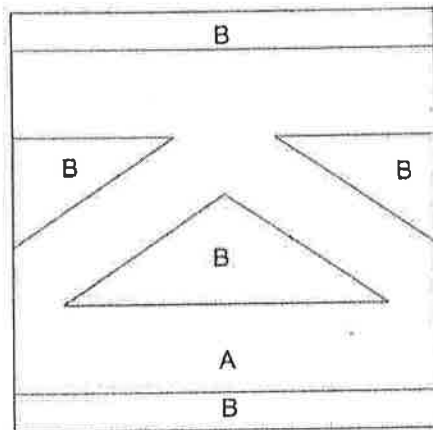
Project: _____

Signature: _____

Phone Number: _____

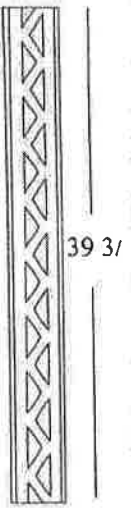
Date: _____

Please indicate your color from the Marmoleum colors by marking the lettered space below your choice. These letters correspond to the referenced areas in the border and corner drawings. It is recommended to view the standard color illustration from the brochure or request actual color samples prior to final selection.



Border

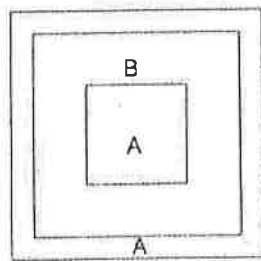
A _____ B _____



4 3/8"

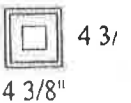
Repeat = 4 3/8"

Please, print clearly



Corner

A _____ B _____



4 3/8"

4 3/8"

For Office Use Only
CODE# _____

creating better environments



"Design-It-Yourself" Borders & Corners Color Request

(PHOTOCOPY PRIOR TO USING ORIGINAL)

Designer Name: _____

Description: Borders & Corners

Company: _____

Design Name: NUANCE

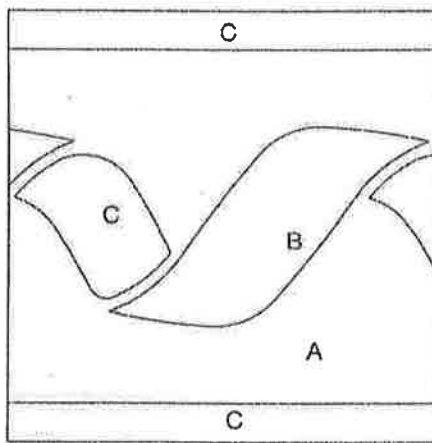
Project: _____

Signature: _____

Phone Number: _____

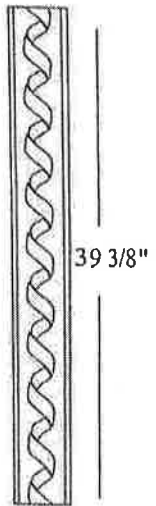
Date: _____

Please indicate your color from the Marmoleum colors by marking the lettered space below your choice. These letters correspond to the referenced areas in the border and corner drawings. It is recommended to view the standard color illustration from the brochure or request actual color samples prior to final selection.



Border

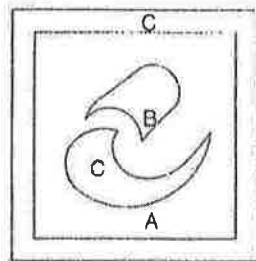
A _____ B _____ C _____



4 3/8"

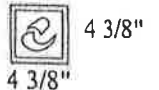
Repeat = 4 3/16"

Please, print clearly



Corner

A _____ B _____ C _____



For Office Use Only
CODE# _____

marmoleum®

seriously fun floors...naturally

"Design-It-Yourself" Borders & Corners Color Request

(PHOTOCOPY PRIOR TO USING ORIGINAL)

Designer Name: _____

Description: Borders & Corners

Company: _____

Design Name: **NEW TRADITION**

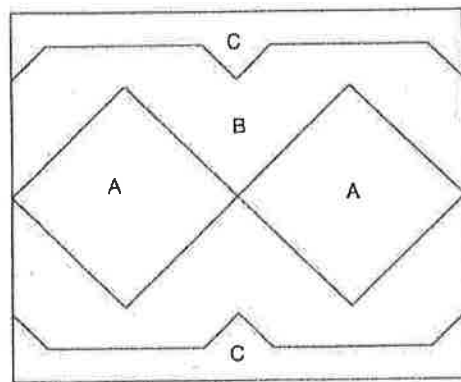
Project: _____

Signature: _____

Phone Number: _____

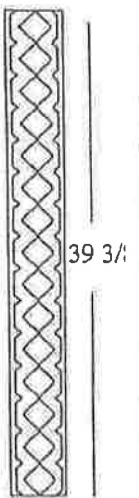
Date: _____

Please indicate your color from the Marmoleum colors by marking the lettered space below your choice. These letters correspond to the referenced areas in the border and corner drawings. It is recommended to view the standard color illustration from the brochure or request actual color samples prior to final selection.



Border

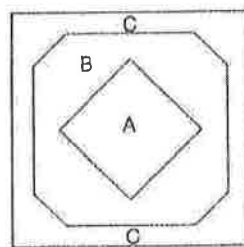
A _____ B _____ C _____



4 3/8"

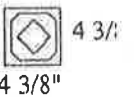
Repeat = 2 5/8"

Please, print clearly



Corner

A _____ B _____ C _____



4 3/8"

For Office Use Only

CODE# _____

...ing better environments



marmoleum®

seriously fun floors...naturally

"Design-It-Yourself" Borders & Corners Color Request

(PHOTOCOPY PRIOR TO USING ORIGINAL)

Designer Name: _____

Description: Borders & Corners

Company: _____

Design Name: **ALBA**

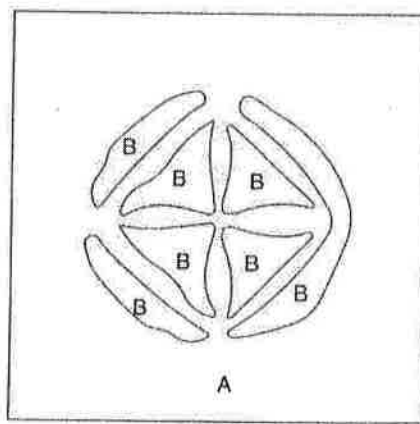
Project: _____

Signature: _____

Phone Number: _____

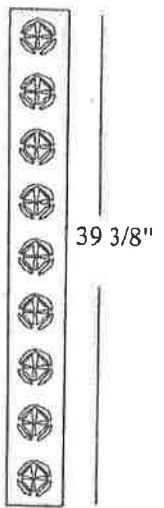
Date: _____

Please indicate your color from the Marmoleum colors by marking the lettered space below your choice. These letters correspond to the referenced areas in the border and corner drawings. It is recommended to view the standard color illustration from the brochure or request actual color samples prior to final selection.



Border

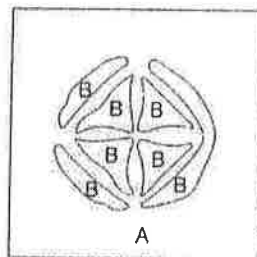
A _____ B _____



4 3/8"

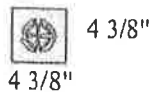
Repeat = 4 3/8"

Please, print clearly



Corner

A _____ B _____



For Office Use Only
CODE# _____

creating better environments



marmoleum®

seriously fun floors...naturally

"Design-It-Yourself" Borders & Corners Color Request

(PHOTOCOPY PRIOR TO USING ORIGINAL)

Designer Name: _____

Description: Border

Company: _____

Design Name: Artisana

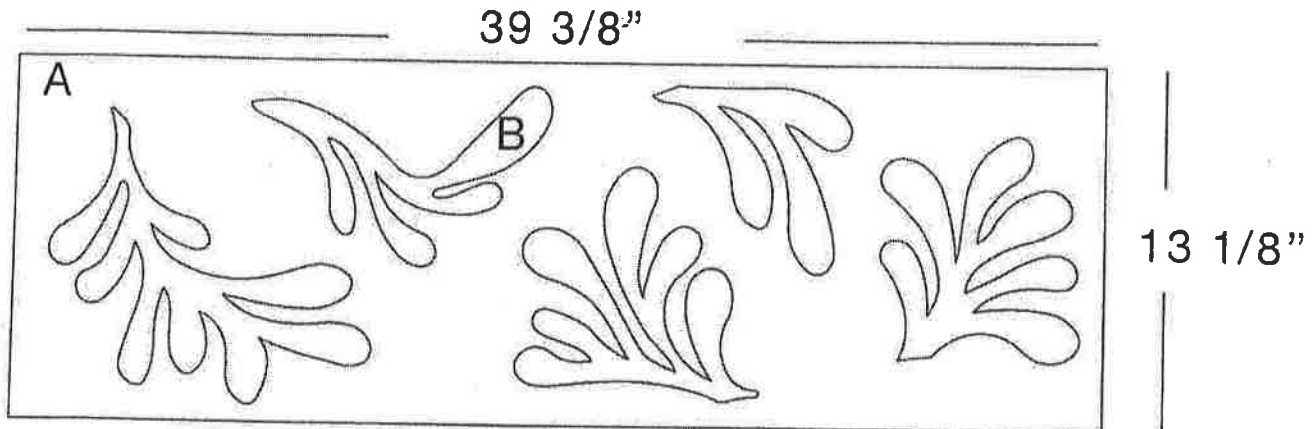
Project: _____

Signature: _____

Phone Number: _____

Date: _____

Please indicate your color from the Marmoleum colors by marking the lettered space below your choice. These letters correspond to the referenced areas in the border and corner drawings. It is recommended to view the standard color illustration from the brochure or request actual color samples prior to final selection.



Border

A _____ B _____

Please, print clearly

For Office Use Only
CODE# _____

creating better environments



marmoleum®

seriously fun floors...naturally

"Design-It-Yourself" Borders & Corners Color Request

(PHOTOCOPY PRIOR TO USING ORIGINAL)

Designer Name: _____

Description: Borders & Corners

Company: _____

Design Name: **SOVEREIGN**

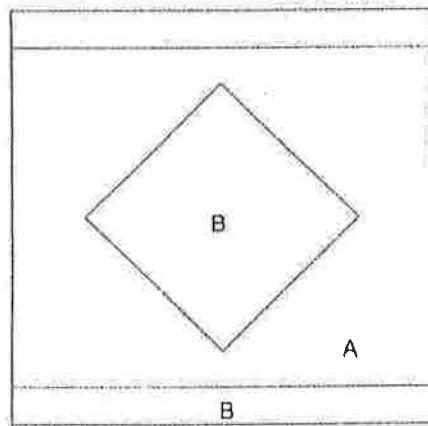
Project: _____

Signature: _____

Phone Number: _____

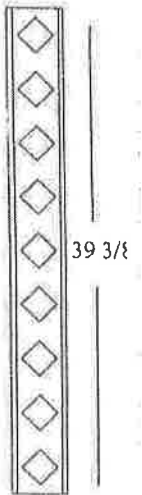
Date: _____

Please indicate your color from the Marmoleum colors by marking the lettered space below your choice. These letters correspond to the referenced areas in the border and corner drawings. It is recommended to view the standard color illustration from the brochure or request actual color samples prior to final selection.



Border

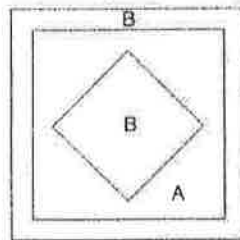
A _____ B _____



4 3/8"

Repeat = 4 3/8"

Please, print clearly



Corner

A _____ B _____



4 3/8"

For Office Use Only

CODE# _____

creating better environments



marmoleum®

seriously fun floors...naturally

"Design-It-Yourself" Borders & Corners Color Request

(PHOTOCOPY PRIOR TO USING ORIGINAL)

Designer Name: _____

Description: Border

Company: _____

Design Name: DOTS

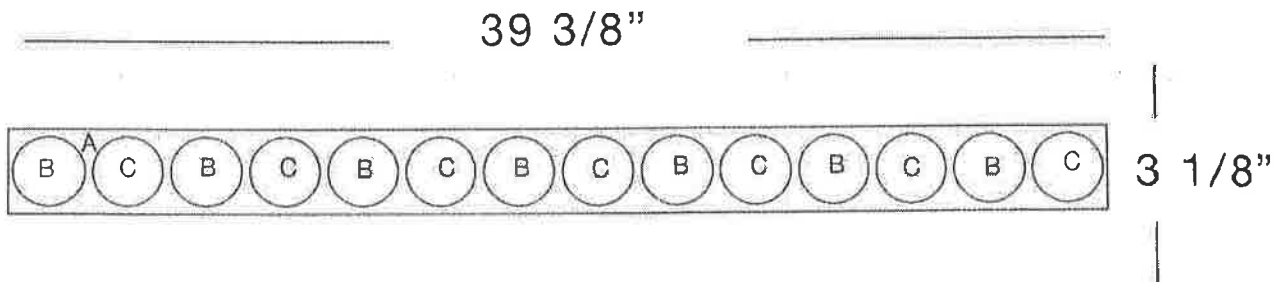
Project: _____

Signature: _____

Phone Number: _____

Date: _____

Please indicate your color from the Marmoleum colors by marking the lettered space below your choice. These letters correspond to the referenced areas in the border and corner drawings. It is recommended to view the standard color illustration from the brochure or request actual color samples prior to final selection.



Border
A _____ B _____ C _____

Please, print clearly

For Office Use Only
CODE# _____

creating better environments



marmoleum®

seriously fun floors...naturally

"Design-It-Yourself" Borders & Corners Color Request

(PHOTOCOPY PRIOR TO USING ORIGINAL)

Designer Name: _____

Description: Borders & Corners

Company: _____

Design Name: **CYPRUS**

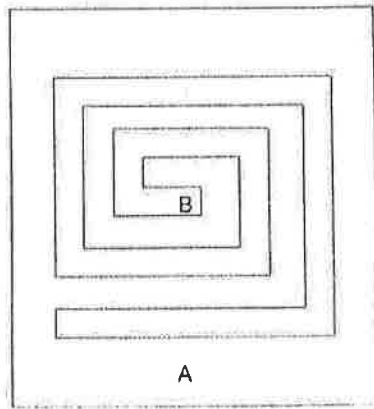
Project: _____

Signature: _____

Phone Number: _____

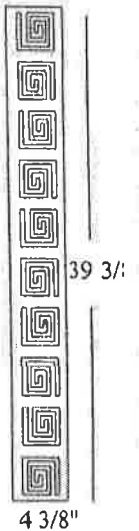
Date: _____

Please indicate your color from the Marmoleum colors by marking the lettered space below your choice. These letters correspond to the referenced areas in the border and corner drawings. It is recommended to view the standard color illustration from the brochure or request actual color samples prior to final selection.



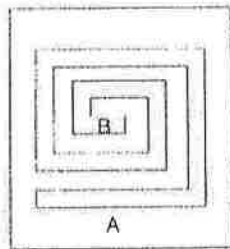
Border

A _____ B _____



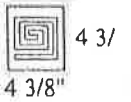
Repeat = 3 7/8"

Please, print clearly



Corner

A _____ B _____



For Office Use Only
CODE# _____

creating better environments



marmoleum®

seriously fun floors...naturally

"Design-It-Yourself" Borders & Corners Color Request

(PHOTOCOPY PRIOR TO USING ORIGINAL)

Designer Name: _____

Description: Borders & Corners

Company: _____

Design Name: **ETHNIC**

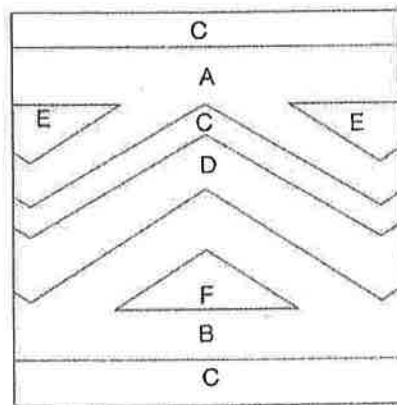
Project: _____

Signature: _____

Phone Number: _____

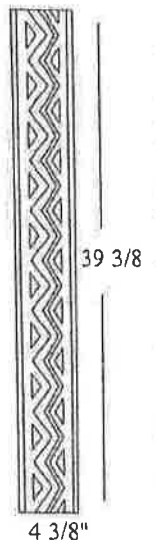
Date: _____

Please indicate your color from the Marmoleum colors by marking the lettered space below your choice. These letters correspond to the referenced areas in the border and corner drawings. It is recommended to view the standard color illustration from the brochure or request actual color samples prior to final selection.



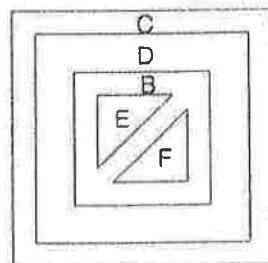
Border

A _____ B _____ C _____ D _____ E _____ F _____



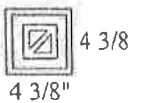
Repeat = 3 7/8"

Please, print clearly



Corner

B _____ C _____ D _____ E _____ F _____



For Office Use Only
CODE# _____

creating better environments



marmoleum®

seriously fun floors...naturally

"Design-It-Yourself" Borders & Corners Color Request

(PHOTOCOPY PRIOR TO USING ORIGINAL)


Designer Name: _____ Description: Borders & Corners

Company: _____ Design Name: Lattice

Project: _____ Signature: _____

Phone Number: _____ Date: _____

Please indicate your color from the Marmoleum colors by marking the lettered space below your choice. These letters correspond to the referenced areas in the border and corner drawings. It is recommended to view the standard color illustration from the brochure or request actual color samples prior to final selection.



39 3/4"

Border

A _____ B _____

4 3/8"

Please, print clearly

4 3/4"

B

4 3/8"

A

For Office Use Only
CODE# _____

Corner

A _____ B _____

creating better environments



marmoleum®

seriously fun floors...naturally

"Design-It-Yourself" Borders & Corners Color Request

(PHOTOCOPY PRIOR TO USING ORIGINAL)

Designer Name: _____

Description: Borders & Corners

Company: _____

Design Name: Lava


Project: _____

Signature: _____

Phone Number: _____

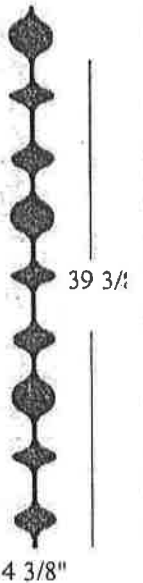
Date: _____

Please indicate your color from the Marmoleum colors by marking the lettered space below your choice. These letters correspond to the referenced areas in the border and corner drawings. It is recommended to view the standard color illustration from the brochure or request actual color samples prior to final selection.




Border

A _____ B _____



Please, print clearly



Corner

A _____ B _____

For Office Use Only
CODE# _____

creating better environments



marmoleum®

seriously fun floors...naturally

"Design-It-Yourself" Borders & Corners Color Request

(PHOTOCOPY PRIOR TO USING ORIGINAL)

Designer Name: _____

Description: Borders & Corners

Company: _____

Design Name: **SANTIAGO**

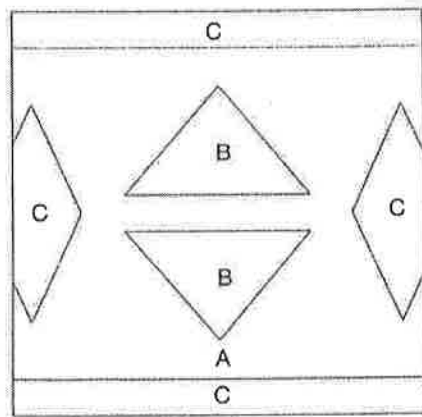
Project: _____

Signature: _____

Phone Number: _____

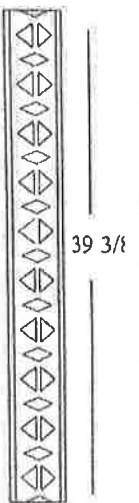
Date: _____

Please indicate your color from the Marmoleum colors by marking the lettered space below your choice. These letters correspond to the referenced areas in the border and corner drawings. It is recommended to view the standard color illustration from the brochure or request actual color samples prior to final selection.



Border

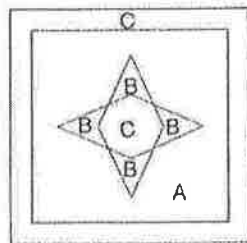
A _____ B _____ C _____



4 3/8"

Repeat = 3 7/8"

Please, print clearly



Corner

A _____ B _____ C _____



4 3/8"

4 3/8"

For Office Use Only
CODE# _____

creating better environments



marmoleum®

seriously fun floors...naturally

"Design-It-Yourself" Borders & Corners Color Request

(PHOTOCOPY PRIOR TO USING ORIGINAL)

Designer Name: _____

Description: Borders & Corners

Company: _____

Design Name: SHADOW

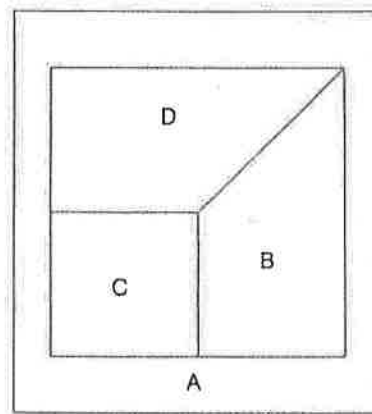
Project: _____

Signature: _____

Phone Number: _____

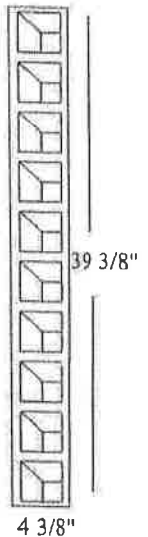
Date: _____

Please indicate your color from the Marmoleum colors by marking the lettered space below your choice. These letters correspond to the referenced areas in the border and corner drawings. It is recommended to view the standard color illustration from the brochure or request actual color samples prior to final selection.



Border

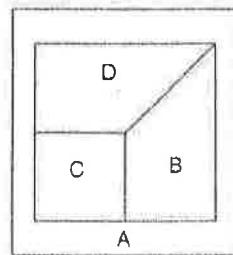
A _____ B _____ C _____ D _____



4 3/8"

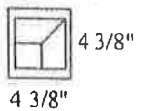
Repeat = 3 7/8"

Please, print clearly



Corner

A _____ B _____ C _____ D _____



4 3/8"

For Office Use Only
CODE# _____

creating better environments



marmoleum®

seriously fun floors...naturally

"Design-It-Yourself" Borders & Corners Color Request

(PHOTOCOPY PRIOR TO USING ORIGINAL)

Designer Name: _____

Description: Borders & Corners

Company: _____

Design Name: **SPIRAL**

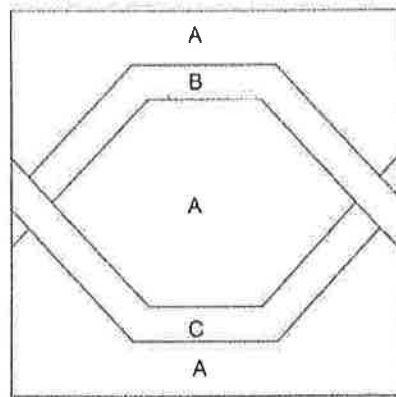
Project: _____

Signature: _____

Phone Number: _____

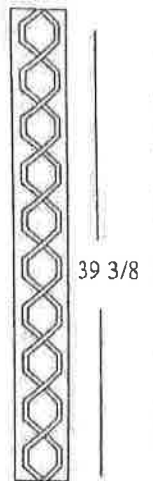
Date: _____

Please indicate your color from the Marmoleum colors by marking the lettered space below your choice. These letters correspond to the referenced areas in the border and corner drawings. It is recommended to view the standard color illustration from the brochure or request actual color samples prior to final selection.



Border

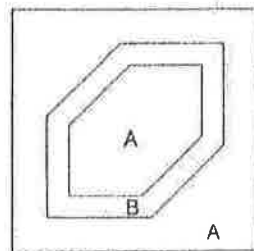
A _____ B _____ C _____



4 3/8"

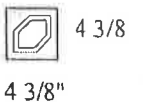
Repeat = 7 3/4"

Please, print clearly



Corner

A _____ B _____



4 3/8"

4 3/8"

For Office Use Only
CODE# _____

creating better environments

