






























# Technical specifications

Colorex® meets the requirements of EN ISO 10581 and ASTM 1700

		Colorex® SD	Colorex® EC	Colorex® Plus EC	Colorex® Plus Basic	Colorex® Plus R10
Binder content	EN ISO 10581	type 1	type 1	type 1	type 1	type 1
 Total thickness	EN ISO 24346	2.0 mm / 3.0 mm*	2.0 mm / 3.0 mm*	10.3 mm	10.3 mm	10.3 mm
 Commercial use	EN ISO 10874	34 very heavy	34 very heavy	34 very heavy	34 very heavy	34 very heavy
 Light industrial use	EN ISO 10874	43 heavy	43 heavy	43 heavy	43 heavy	43 heavy
 Tile size	EN ISO 24342	615x615 mm 615x1230 mm*	615x615 mm 615x1230 mm*	607x607 mm	607x607 mm	607x607 mm
 Total weight	EN ISO 23997	3.2 kg/m <sup>2</sup>	3.2 kg/m <sup>2</sup>	12.0 kg/m <sup>2</sup>	12.0 kg/m <sup>2</sup>	12.0 kg/m <sup>2</sup>
Electrostatics (general requirements)	IEC 61340-5-1	Compliant	Compliant	Compliant	n.a.	n.a.
Electrical resistance <i>Typical value**</i>	IEC 61340-4-1 ESD STM7.1	$1 \times 10^6 \leq R \leq 10^8 \Omega$	$5 \times 10^4 \leq R \leq 10^6 \Omega^{**}$	$2.5 \times 10^4 \leq R \leq 10^6$	n.a.	n.a.
Electrical resistance in combination with ESD control footwear	IEC 61340-4-5 ESD STM97.1	$R \leq 1 \times 10^9 \Omega$	$R \leq 3.5 \times 10^7 \Omega$	$R \leq 3.5 \times 10^7 \Omega$	n.a.	n.a.
Body Voltage Generation, in combination with ESD control footwear <i>Typical value</i>	IEC 61340-4-5 ESD STM97.2	< 100 V ~ 40 V	< 100 V ~ 20 V	< 100 V ~ 20 V	< 2 kV n.a.	< 2 kV n.a.
 Dimensional stability	EN ISO 23999	≤ 0.05%	≤ 0.05%	≤ 0.25%	≤ 0.25%	≤ 0.25%
 Residual indentation <i>Typical value</i>	EN ISO 24343-1	≤ 0.10 mm ~ 0.02 mm	≤ 0.10 mm ~ 0.02 mm	≤ 0.10 mm ~ 0.05 mm	≤ 0.10 mm ~ 0.07 mm	≤ 0.10 mm ~ 0.07 mm
Resistance to loads	Powered pallet truck and forklifts: total weight up to 2.5 t with hard wheels and up to 5 t with air tyres. Static loads: 50 kg/cm <sup>2</sup> - dynamic loads: 90 kg/cm <sup>2</sup> (performance may vary, subject to local conditions)					
 Castor chair continuous use	ISO 4918	pass	pass	pass	pass	pass
 Impact sound reduction	EN ISO 140-8	2 dB	2 dB	12 dB	12 dB	12 dB
 Light fastness	EN ISO 105-B02	≥ 6	≥ 6	≥ 6	≥ 6	≥ 6
 Resistance to chemicals	EN ISO 26987	Excellent	Excellent	Excellent	Excellent	Excellent
 Slip resistance	AS 4586:2013	R9	R9	R9	R9	R10
 Bacteria resistance	ISO 846	Pass	Pass	Pass	Pass	n.a.
Thermal dilatation coefficient		0.07 mm/m°C	0.07 mm/m°C	0.07 mm/m°C	0.07 mm/m°C	0.07 mm/m°C
 Outgassing	IDEMA M11-99	total < 1 µg/cm <sup>2</sup>	total < 1 µg/cm <sup>2</sup>	total < 2 µg/cm <sup>2</sup>	total < 2 µg/cm <sup>2</sup>	total < 2 µg/cm <sup>2</sup>
 Indoor Air Emissions: TVOC after 28 days	EN 16516	≤ 0.025 mg/m <sup>3</sup>	≤ 0.025 mg/m <sup>3</sup>	≤ 0.025 mg/m <sup>3</sup>	≤ 0.025 mg/m <sup>3</sup>	≤ 0.025 mg/m <sup>3</sup>
Cleanroom particle emission	ISO 14644-1	ISO 4	ISO 2	ISO 2	ISO 4	ISO 6
 <b>Creating better environments</b>						
 Renewable electricity	Colorex SD and Colorex EC are manufactured using 100% electricity from renewable sources					
 Recycled content	Colorex Plus contains up to 95% recycled content in the backing					
All Colorex® products meet the requirements of EN 14041		 EN 14041 0201083-DoP-003	 EN 14041 0201083-DoP-003	 EN 14041 0201082-DoP-003	 EN 14041 0201070-DoP-003	 EN 14041 0201070-DoP-003
 Reaction to fire	ISO 9239-1	CRF: >4.5 kW/m <sup>2</sup> Smoke: <750%.min	CRF: >4.5 kW/m <sup>2</sup> Smoke: <750%.min	CRF: >4.5 kW/m <sup>2</sup> Smoke: <750%.min	CRF: >4.5 kW/m <sup>2</sup> Smoke: <750%.min	CRF: >4.5 kW/m <sup>2</sup> Smoke: <750%.min
 Slip resistance	EN 13893	μ ≥ 0.30	μ ≥ 0.30	μ ≥ 0.30	μ ≥ 0.30	μ ≥ 0.30
 Thermal conductivity	EN 12524	0.25 W/(m-K)	0.25 W/(m-K)	0.25 W/(m-K)	0.25 W/(m-K)	0.25 W/(m-K)
 Body voltage	EN 1815	≤ 2 kV	≤ 2 kV	≤ 2 kV	≤ 2 kV	≤ 2 kV
 Electrical behaviour - static dissipative	EN 1081	≤ 1 x 10 <sup>9</sup> Ω	n.a.	n.a.	n.a.	n.a.
 Electrical behaviour - conductive	EN 1081	n.a.	≤ 1 x 10 <sup>6</sup> Ω	≤ 1 x 10 <sup>6</sup> Ω	n.a.	n.a.

\* Available on request.

\*\* Material is laboratory tested - site conditions such as substrate, humidity, temperature and installation methods MAY impact the results in relation to the lower limit of resistance.

All Forbo Flooring Systems' sales organisations worldwide have a certified Quality Management System in accordance with ISO 9001.

All Forbo Flooring Systems' manufacturing operations have a certified Environmental Management System in accordance with ISO 14001.

The Life Cycle Assessment (LCA) of Forbo Flooring Systems' products is documented in individual Environmental Product Declarations (EPD's) which can be found on all of our websites.



✉ [info.au@forbo.com](mailto:info.au@forbo.com)

☎ 1800 224 471

🌐 [forbo-flooring.com.au/colorex](http://forbo-flooring.com.au/colorex)

📄 [forbo-flooring.com.au/downloads](http://forbo-flooring.com.au/downloads)

