

ENVIRONMENTAL PRODUCT DECLARATION

# MARMOLEUM MODULAR SLATE & WALTON

FORBO FLOORING SYSTEMS  
RESILIENT LINOLEUM FLOOR COVERING

Marmoleum Modular Slate  
Colour te3725 “Welsh slate”



FLOORING SYSTEMS

Marmoleum the most globally used brand of linoleum has been manufactured by Forbo for more than 150 years. Marmoleum is produced having low environmental impacts as a result of the combination of natural renewable materials and high recycle content.

Forbo was the first flooring manufacturer to publish a complete Life Cycle Assessment (LCA) report verified by CML in 2000. In addition Forbo is now to publish Environmental Product Declarations (EPD) for all products including full LCA reports. This EPD is using all recognized flooring Product Category Rules and is including additional information to show the impacts on human health and eco-toxicity. By offering the complete story we hope that our stakeholders will be able to use this document as a tool that will translate the environmental performance of Marmoleum into the true value and benefits to all our customers and stakeholders alike.

For more information visit;  
[www.forbo-flooring.com](http://www.forbo-flooring.com)



# ENVIRONMENTAL PRODUCT DECLARATION



FLOORING SYSTEMS

**Marmoleum Modular Slate & Walton**  
Resilient Linoleum Floor Covering

According to ISO 14025 and EN 15804

This declaration is an environmental product declaration (EPD) in accordance with ISO 14025. EPDs rely on Life Cycle Assessment (LCA) to provide information on a number of environmental impacts of products over their life cycle. Exclusions: EPDs do not indicate that any environmental or social performance benchmarks are met, and there may be impacts that they do not encompass. LCAs do not typically address the site-specific environmental impacts of raw material extraction, nor are they meant to assess human health toxicity. EPDs can complement but cannot replace tools and certifications that are designed to address these impacts and/or set performance thresholds – e.g. Type 1 certifications, health assessments and declarations, environmental impact assessments, etc. Accuracy of Results: EPDs regularly rely on estimations of impacts, and the level of accuracy in estimation of effect differs for any particular product line and reported impact. Comparability: EPDs are not comparative assertions and are either not comparable or have limited comparability when they cover different life cycle stages, are based on different product category rules or are missing relevant environmental impacts. EPDs from different programs may not be comparable.



PROGRAM OPERATOR	UL Environment 333 Pfingsten Road Northbrook, IL 60611	
DECLARATION HOLDER	Forbo Flooring B.V. Industrieweg 12 P.O. Box 13 NL-1560 AA Krommenie	
DECLARATION NUMBER	4788889576.134.1	
DECLARED PRODUCT	Marmoleum Modular Slate & Walton 2.5mm Resilient Linoleum Floor Covering	
REFERENCE PCR	EN 16810: Resilient, Textile and Laminate floor coverings – Environmental product declarations – Product category rules	
DATE OF ISSUE	October 1, 2019	
PERIOD OF VALIDITY	5 Years	
CONTENTS OF THE DECLARATION	Product definition and information about building physics Information about basic material and the material's origin Description of the product's manufacture Indication of product processing Information about the in-use conditions Life cycle assessment results Testing results and verifications	
The PCR review was conducted by:	PCR Review Panel	
This declaration was independently verified in accordance with ISO 14025 by Underwriters Laboratories <input type="checkbox"/> INTERNAL <input checked="" type="checkbox"/> EXTERNAL		
	Grant R. Martin, UL Environment	
This life cycle assessment was independently verified in accordance with ISO 14044 and the reference PCR by:		
	Thomas P. Gloria, Industrial Ecology Consultants	

This EPD conforms with EN 15804

# ENVIRONMENTAL PRODUCT DECLARATION



FLOORING SYSTEMS

Marmoleum Modular Slate & Walton  
Resilient Linoleum Floor Covering

According to ISO 14025 and EN 15804

## Product Definition

### Product Classification and description

Marmoleum Modular is a resilient floor covering complying with all the requirements of EN-ISO 24011: Specification for plain and decorative linoleum. Marmoleum Modular is made from natural raw materials making it preferable ecological floor covering with a beautiful and colorful design. The key raw materials include linseed oil, which comes from the flax plant seeds, gum rosin from pine trees, recycled wood waste of wood from controlled forests and limestone.

Linoleum is produced by Forbo Flooring for more than 150 years and our well-known brand Marmoleum is sold worldwide. This declaration refers to Marmoleum Modular tiles of 2.5 mm nominal thickness covering a broad range of designs and colors :

Slate and Walton.

Marmoleum Slate and Walton is build up in 2 layers as illustrated in figure 1.  
These two layers form one homogeneous product :



Figure 1: Illustration of Marmoleum Modular

- Surface layer:** This layer gives Marmoleum its design and color and is calendared on the polyester backing. After finishing the product at the trimming department a factory finish is applied to protect the surface layer. Slate is a mechanically embossed surface.
- Backing:** The backing is a woven polyester.

The declaration refers to the declared/functional unit of 1m<sup>2</sup> installed flooring product.

### Range of application

Marmoleum is classified in accordance with EN-ISO 24011 to be installed in the following use areas defined in EN-ISO 10874:

Area of application	Domestic	Commercial	Industrial
Marmoleum tile 2½ mm			



# ENVIRONMENTAL PRODUCT DECLARATION



FLOORING SYSTEMS

Marmoleum Modular Slate & Walton  
Resilient Linoleum Floor Covering

According to ISO 14025 and EN 15804

## Product Standard

The products considered in this EPD have the following technical specifications:

- o Meets or exceeds all technical requirements in ASTM F 2195 Standard Specification for Linoleum Floor Tile.
- o Meets or exceeds all technical requirements in EN-ISO 24011 Specification for plain and decorative Linoleum.



Marmoleum meets the requirements of EN 14041

EN 13501-1	Reaction to fire	C <sub>fl</sub> - s1
EN 13893	Slip resistance	DS: ≥ 0.30
EN 1815	Body voltage	< 2 kV
EN 12524	Thermal conductivity	0.17 W/mK

Fire Testing :

- o Class 1 when tested in accordance with ASTM E 648/NFPA 253, Standard Test Method for Critical Radiant Flux.
- o Meets 450 or less when tested in accordance with ASTM E 662/NFPA 258, Standard Test Method for Smoke Density.
- o Class C when tested in accordance to ASTM E 84/NFPA 255, Standard Test Method for Surface Burning Characteristics.
- o FSC1-150; SD-160 when tested in accordance to CAN/ULC S102.2, Standard Test Method for Flame Spread Rating and Smoke Development.

Emission testing :

- o AgBB requirements following EN ISO 16000-9 Indoor Air Emissions : TVOC at 28 days
- o French act Grenelle: A+
- o Compliant with CHPS 01350 requirements for VOC emissions and indoor air quality.

## Accreditation

- o ISO 9001 Quality Management System and ISO 14001 Environmental Management System
- o OHSAS 18001 Occupational Health and Safety Management Systems
- o SA 8000 Social Accountability standard
- o Nordic Ecoproduct (SWAN)
- o Umwelt zeichen
- o Der Blaue Engel (Blue Angel)



# ENVIRONMENTAL PRODUCT DECLARATION



FLOORING SYSTEMS

Marmoleum Modular Slate & Walton  
Resilient Linoleum Floor Covering

According to ISO 14025 and EN 15804

## Delivery Status

Table 1: Specification of delivered product

Characteristics	Nominal Value	Unit
Product thickness	2.5	mm
Product Weight	2800	g/m <sup>2</sup>
Tiles Length x Width	50 x 25 / 50 x 50 / 100 x 25	cm

## Material Content

### Material Content of the Product

Table 2: Composition of Marmoleum Modular

Component	Material	Availability	Amount [%]	Origin
Binder	Linseed oil	Bio based crop	20	USA/Canada/Europe
	Gum rosin	Bio based crop	2	Indonesia/China
	Tall oil	Bio based waste product from paper Industry	10	USA
Filler	Wood flour	Bio based waste product from wood processing	22	Germany
	Calcium carbonate	Abundant mineral	22	Germany
	Reused Marmoleum		16	Internal
Pigment	Titanium dioxide	Limited mineral	2	Global
	Various other pigments	Limited mineral	1	Global
Backing	Polyester	Fossil limited	4	Europe
Finish	Lacquer		1	Netherlands

### Production of Main Materials

**Linseed oil** : Linseed oil is obtained by pressing the seeds of the flax plant. After filtering a clear golden yellow liquid remains.

**Gum rosin** : Rosin is obtained by wounding pine trees. The crude gum is collected and is separated into turpentine and rosin by distillation.

**Tall oil** : Tall oil is a post-industrial waste product coming from the paper industry and is consisting of vegetable oil and rosin.

**Wood flour** : Postindustrial bio based soft wood waste from the wood industry, which is milled into flour.

**Calcium carbonate** : An abundant mineral found in all parts of the world as the chief substance in rocks (i.e., marble and limestone). It can be ground to varying particle sizes and is widely used as filler.

**Reused Marmoleum** : Waste material coming from the Marmoleum production which is reused.

**Titanium dioxide** : A white pigment produced from the mineral rutile, a naturally occurring form of titanium dioxide. The production of the pigment is a large-scale chemical process

**Various other pigments** : The vast majority of the used color pigments are iron oxide based.

**Polyester** : Polyester fibers woven into a fabric which is used as a substrate.

Environment





# ENVIRONMENTAL PRODUCT DECLARATION



FLOORING SYSTEMS

Marmoleum Modular Slate & Walton  
Resilient Linoleum Floor Covering

According to ISO 14025 and EN 15804

**Lacquer** : The factory applied lacquer – Topshield 2 – is a waterborne UV cured double layer factory coating – acrylate hybrid dispersion.

## Production of the Floor Covering

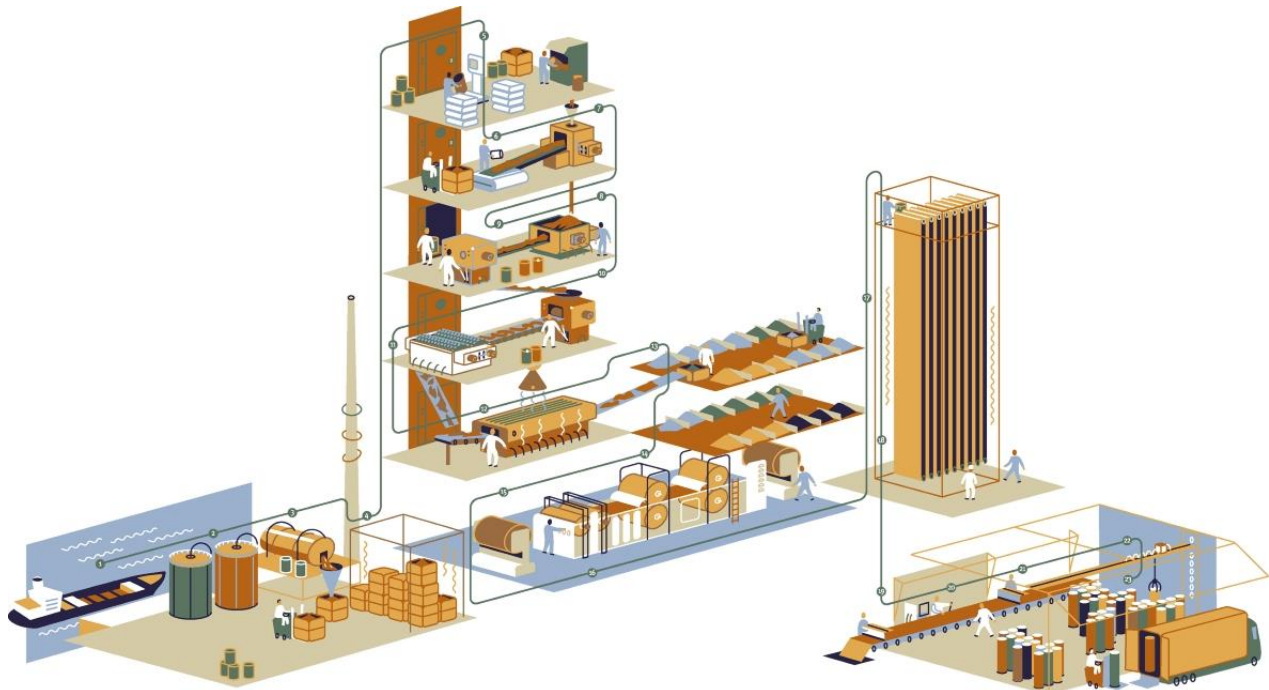


Figure 2: Illustration of the Production process

Marmoleum Modular tile is produced in several stages starting with the oxidation of linseed oil mixed with tall oil and rosin. With the influence of oxygen from the atmosphere a tough sticky material is obtained called linoleum cement. The linoleum cement is stored in containers for a few days for further reaction and after this it is mixed with wood flour, calcium carbonate, reused waste (if applicable), titanium dioxide and pigments. This mixture is calendared on a polyester substrate and stored in drying rooms, to cure till the required hardness is reached. After approximately 14 days the material is taken out from the drying room to the trimming department where the factory finish is applied on the surface of the product and the end inspection is done. Finally the edges are trimmed and the sheet is cut to length into tiles. The trimmings and the rejected product are reused.

## Health, Safety and Environmental Aspects during Production

- ISO 14001 Environmental Management System
- OHSAS 18001 Occupational Health and Safety Management Systems
- SA 8000 Social Accountability standard



# ENVIRONMENTAL PRODUCT DECLARATION



FLOORING SYSTEMS

Marmoleum Modular Slate & Walton  
Resilient Linoleum Floor Covering

According to ISO 14025 and EN 15804

## Production Waste

Rejected material and the cuttings of the trimming stage are being reused in the manufacturing process. Packaging materials are being collected separately and externally recycled.

## Delivery and Installation of the Floor Covering

### Delivery

A worldwide distribution by truck and container ship is considered. On average every square meter of Marmoleum is transported as follows:

- |  |         |
|--|---------|
| ○ Transport distance 40 t truck                      | 774 km  |
| ○ Transport distance 7.5t truck (Fine distribution)  | 270 km  |
| ○ Capacity utilization trucks (including empty runs) | 85 %    |
| ○ Transport distance Ocean ship                      | 4031 km |
| ○ Capacity utilization Ocean ship                    | 48%     |

### Installation

Because of the specific techniques used during the installation of Marmoleum Modular tile 2% of the material is cut off as installation waste. For installation of Marmoleum Modular tile on the floor an average scenario has been modeled (assuming 0.280 kg/m<sup>2</sup> of adhesive is required). Waste during the installation process may be recycled as floor covering through the manufacturers' facilities or thermally recycled in a waste incineration plant. Since the major part of Marmoleum Modular tile is sold in Europe the European electricity grid mix is used in the calculations for the energy recovery during incineration.

## Health, Safety and Environmental Aspects during Installation

Forbo flooring recommends to use (low) zero emission hard setting adhesives for installing Marmoleum Modular tiles.

### Waste

Waste during the installation process may be recycled as floor covering through the manufacturers' facilities or thermally recycled in a waste incineration plant. Since the major part of Marmoleum is sold in Europe the European electricity grid mix is used in the calculations for the energy recovery during incineration.

### Packaging

Cardboard boxes, PE-film and wooden pallets can be collected separately and should be used in a local recycling process. In the calculation model 100% incineration is taken into account for which there is a credit received.



# ENVIRONMENTAL PRODUCT DECLARATION



FLOORING SYSTEMS

Marmoleum Modular Slate & Walton  
Resilient Linoleum Floor Covering

According to ISO 14025 and EN 15804

## Use stage

The service lifetime of a floor covering for a certain application on a floor is too widespread to give one common number. For this EPD model the reference service lifetime (RSL) is set to one year. This means that all impacts for the use phase are based on the cleaning and maintenance model for one year. Depending on the area of use, the technical lifetime advised by the manufacturer and the estimated time on the floor by the customer, the service lifetime can be determined. The use phase impacts should be calculated with the foreseen service life to arrive at the total environmental impact.

## Cleaning and Maintenance

Level of use	Cleaning Process	Cleaning Frequency	Consumption of energy and resources
Commercial/Residential/Industrial	Vacuuming	Twice a week	Electricity
	Damp mopping	Once a week	Hot water Neutral detergent

For the calculations the following cleaning regime is considered:

- Dry cleaning with a 1.5 kW vacuum cleaner for 0.21 min/m<sup>2</sup>, twice a week. This equates to 0.55 kWh/m<sup>2</sup>\*year.
- Once a week wet cleaning with 0.062 l/m<sup>2</sup> water and 0.0008 kg/m<sup>2</sup> detergent. This result in the use of 3.224 l/m<sup>2</sup>\*year water and 0.04 kg/m<sup>2</sup>\*year detergent. The wet cleaning takes place without power machine usage. Waste water treatment of the arising waste water from cleaning is considered.

The cleaning regime that is recommended in practice will be highly dependent on the use of the premises where the floor covering is installed. In high traffic areas more frequent cleaning will be needed compared to areas where there is low traffic. The use of an entrance mat of at least four steps will reduce the cleaning frequency.

The cleaning regime used in the calculations is suitable for high traffic areas.

## Prevention of Structural Damage

All newly laid floor covering should be covered and protected with a suitable non-staining protective covering if other building activities are still in progress. Use protective feet on chairs and tables to reduce scratching. Castor wheels should be suitable for resilient floor coverings.

## Health Aspects during Usage

Marmoleum is complying with:

- o AgBB requirements
- o French act Grenelle: A+
- o CHPS section 01350





# ENVIRONMENTAL PRODUCT DECLARATION



FLOORING SYSTEMS

Marmoleum Modular Slate & Walton  
Resilient Linoleum Floor Covering

According to ISO 14025 and EN 15804

## End of Life

The deconstruction of installed Marmoleum Modular tile from the floor is done mechanically and the electrical energy needed for this is estimated to be 0.03 kWh/sqm. This amount of energy is taken into account for the calculations. For the end of life stage no landfilling is taken into account, since the vast majority of the countries in which Marmoleum Modular tile is sold are having a non landfill policy. Because of the high calorific value of Marmoleum Modular tile the incineration is very profitable as a waste to energy conversion.

## Life Cycle Assessment

A full Life Cycle Assessment has been carried out according to ISO 14040 and ISO 14044.

The following Life Cycle Stages are assessed :

- A1-3 : Product Stage (Raw material acquisition, transportation to Manufacturing and Manufacturing)
- A4-5 : Construction process stage (Transport Gate to User, installation flooring)
- B2 : Use Stage (Maintenance of the floor)
- C1-4 : End of Life Stage (Deconstruction, transport, waste processing, Disposal)
- D : Benefits and loads beyond the system boundary (Reuse, recovery, recycling potential)

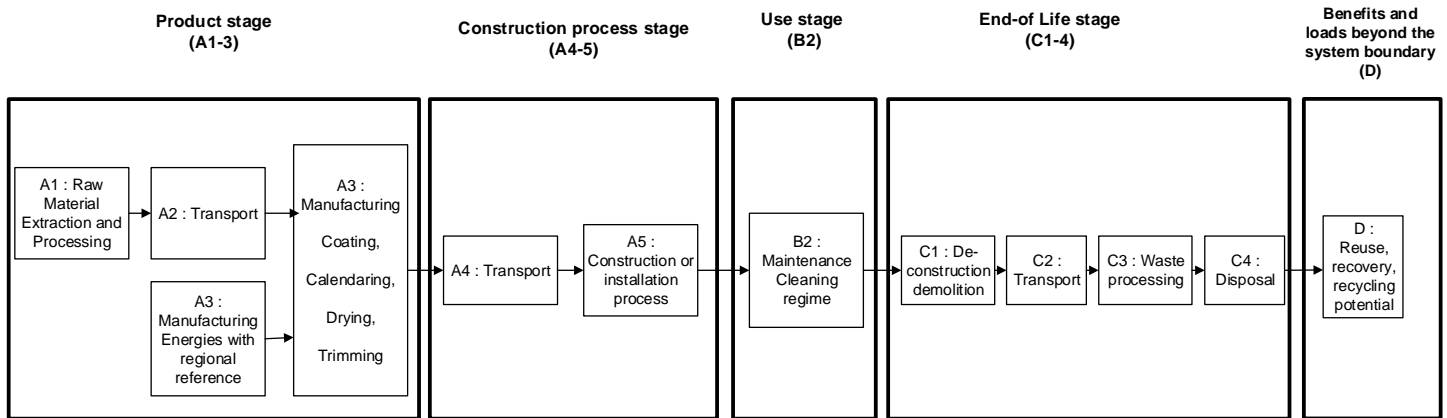


Figure 3: Flow chart of the Life Cycle Assessment

Comparisons of different floor coverings are only allowed, where EN 15804 consistent and/or preverified background data and EN 15804 consistent calculation methods and database versions are used and when the building context is taken into account, i.e. on the basis of the same use-classification (EN ISO 10874), same service life and comparable assumptions for the end of life.

## Description of the Declared Functional Unit

The functional unit is one square meter of installed product and the use stage is considered for one year of service life.

## Cut off Criteria

The cut-off criteria shall be 1% of renewable and non-renewable primary energy usage and 1% of the total mass of the unit process. The total neglected input flows per module shall be a maximum of 5% of energy usage and mass.



# ENVIRONMENTAL PRODUCT DECLARATION



FLOORING SYSTEMS

Marmoleum Modular Slate & Walton  
Resilient Linoleum Floor Covering

According to ISO 14025 and EN 15804

In practice, in this assessment, all data from the production data acquisition are considered, i.e. all raw materials used as per formulation, use of water, electricity and other fuels, the required packaging materials, and all direct production waste. Transport data on all considered inputs and output material are also considered.

## Allocations

---

In the present study some allocations have been made. Detailed explanations can be found in the chapters below.

### Co-product allocation

---

No co-product allocation occurs in the product system.

### Allocation of multi-input processes

---

The Production and End of Life stage include incineration plants. In these processes different products are treated together within a process. The allocation procedures followed in these cases are based on a physical classification of the mass flows or calorific values.

Credits from energy substitution are allocated to the production stage, because the gained energy from energy substitution is lower than the energy input in this stage. The same quality of energy is considered.

### Allocation procedure of reuse, recycling and recovery

---

The installation waste and end of life waste is fed into incineration processes. Incineration processes include cogeneration processes which give thermal and power energy as outputs. It is assumed that this recovered energy offsets that produced by the European average grid mix and thermal energy generation from natural gas.

### Description of the allocation processes in the LCA report

---

The description of allocation rules in of this LCA report meets the requirements of the PCR.

## LCA Data

---

As a general rule, specific data derived from specific production processes or average data derived from specific production processes have been used as the first choice as a basis for calculating an EPD.

For life cycle modeling of the considered products, the GaBi 8 Software System for Life Cycle Engineering, developed by THINKSTEP AG has been used. All relevant LCA datasets are taken from the GaBi 8 software database. The datasets from the database GaBi are documented in the online documentation. To ensure comparability of results in the LCA, the basic data of GaBi database were used for energy, transportation and auxiliary materials.

## Data Quality

---

The requirements for data quality and LCA data correspond to the specifications of the PCR.

# ENVIRONMENTAL PRODUCT DECLARATION



FLOORING SYSTEMS

Marmoleum Modular Slate & Walton  
Resilient Linoleum Floor Covering

According to ISO 14025 and EN 15804

Foreground data are based on 1-year averaged data (year 2018). The reference ages of LCA datasets vary but are given in the table in the Appendix. The time period over which inputs to and outputs from the system is accounted for is 100 years from the year for which the data set is deemed representative. The technological LCA of the collected data reflects the physical reality of the declared product. The datasets are complete, conform to the system boundaries and the criteria for the exclusion of inputs and outputs and are geographical representative for the supply chain of Forbo flooring.

For life cycle modeling of the considered products the GaBi 8 Software System for Life Cycle Engineering, developed by THINKSTEP AG, is used. All relevant LCA datasets are taken from the GaBi 8 software database. The last revision of the used data sets took place within the last 10 years.

## System Boundaries

Production Stage includes provision of all materials, products and energy, packaging processing and its transport, as well as waste processing up to the end-of waste state or disposal of final residues during the product stage.

Transport and Installation Stage includes provision of all materials, products and energy, as well as waste processing up to the end-of-waste state or disposal of final residues during the construction stage. These information modules also include all impacts and aspects related to any losses during this construction stage (i.e. production, transport, and waste processing and disposal of the lost products and materials). For the transportation a worldwide distribution is considered.

Use Stage includes provision and transport of all materials, products and related energy and water use, as well as waste processing up to the end-of-waste state or disposal of final residues during this part of the use stage. These information modules also include all impacts and aspects related to the losses during this part of the use stage (i.e. production, transport, and waste processing and disposal of the lost products and materials).

End of Life Stage includes provision and all transports, provision of all materials, products and related energy and water use. It also includes any declared benefits and loads from net flows leaving the product system that have not been allocated as co-products and that have passed the end-of-waste state in the form of reuse, recovery and/or recycling potentials.

## Power mix

The selection of LCA data for the electricity generation is in line with the PCR.

The products are manufactured in Assendelft, the Netherlands. The GaBi 8 Hydropower dataset has therefore been used (reference year 2018). The energy supplier is providing Forbo with a certificate every year.

## CO<sub>2</sub>-Certificates

No CO<sub>2</sub>-certificates are considered in this study.



# ENVIRONMENTAL PRODUCT DECLARATION



FLOORING SYSTEMS

Marmoleum Modular Slate & Walton  
Resilient Linoleum Floor Covering

According to ISO 14025 and EN 15804

## Life Cycle Inventory Analysis

In table 3 the environmental impacts for one lifecycle are presented for Marmoleum Modular Slate & Walton. In tables 4 the environmental impacts are presented for all the lifecycle stages.

Table 3: Results of the LCA – Environmental impacts one lifecycle (one year) – Marmoleum Modular Slate & Walton

Impact Category : CML 2001 – Jan. 2016	Marmoleum Modular Slate & Walton	Unit
Global Warming Potential (GWP 100 years)	6,80E+00	kg CO <sub>2</sub> -Equiv.
Ozone Layer Depletion Potential (ODP. steady state)	1,60E-08	kg R11-Equiv.
Acidification Potential (AP)	3,39E-02	kg SO <sub>2</sub> -Equiv.
Eutrophication Potential (EP)	8,77E-03	kg Phosphate-Equiv.
Photochem. Ozone Creation Potential (POCP)	1,50E-03	kg Ethene-Equiv.
Abiotic Depletion Potential Elements (ADPE)	3,24E-06	kg Sb-Equiv.
Abiotic Depletion Potential Fossil (ADPF)	7,28E+01	[MJ]

Table 4: Results of the LCA – Environmental impact for Marmoleum Modular Slate & Walton (one year)

Impact Category : CML 2001 – Jan. 2016		Manufacturing	Installation			Use (1yr)	End of Life			Credits
Parameter	Unit	A1-3	A4	A5	B2	C1	C2	C3	D	
GWP	[kg CO <sub>2</sub> -Eq.]	9,30E-01	5,67E-01	4,71E-01	2,91E-01	2,16E-01	1,96E-02	5,03E+00	-7,29E-01	
ODP	[kg CFC11-Eq.]	1,36E-08	5,44E-17	3,10E-10	2,06E-09	6,05E-15	3,23E-18	9,18E-16	-1,01E-14	
AP	[kg SO <sub>2</sub> -Eq.]	2,56E-02	5,72E-03	7,47E-04	7,48E-04	6,12E-04	4,76E-05	1,66E-03	-1,24E-03	
EP	[kg PO <sub>4</sub> <sup>3-</sup> - Eq.]	7,49E-03	7,28E-04	1,12E-04	9,43E-05	5,73E-05	1,19E-05	4,13E-04	-1,34E-04	
POCP	[kg Ethen Eq.]	1,39E-03	-4,51E-05	7,26E-05	5,40E-05	3,89E-05	-1,62E-05	1,07E-04	-9,78E-05	
ADPE	[kg Sb Eq.]	3,06E-06	2,03E-08	7,14E-08	1,03E-07	6,87E-08	1,51E-09	4,95E-08	-1,32E-07	
ADPF	[MJ]	6,32E+01	4,84E+00	7,63E+00	3,53E+00	2,32E+00	2,65E-01	1,27E+00	-1,03E+01	

GWP = Global warming potential; ODP = Depletion potential of the stratospheric ozone layer; AP = Acidification potential of land and water; EP = Eutrophication potential; POCP = Formation potential of tropospheric ozone photochemical oxidants; ADPE = Abiotic depletion potential for non-fossil resources; ADPF = Abiotic depletion potential for fossil resources

The relative contribution of each process stage to each impact category for Marmoleum Modular Slate & Walton is shown in figure 4.



# ENVIRONMENTAL PRODUCT DECLARATION

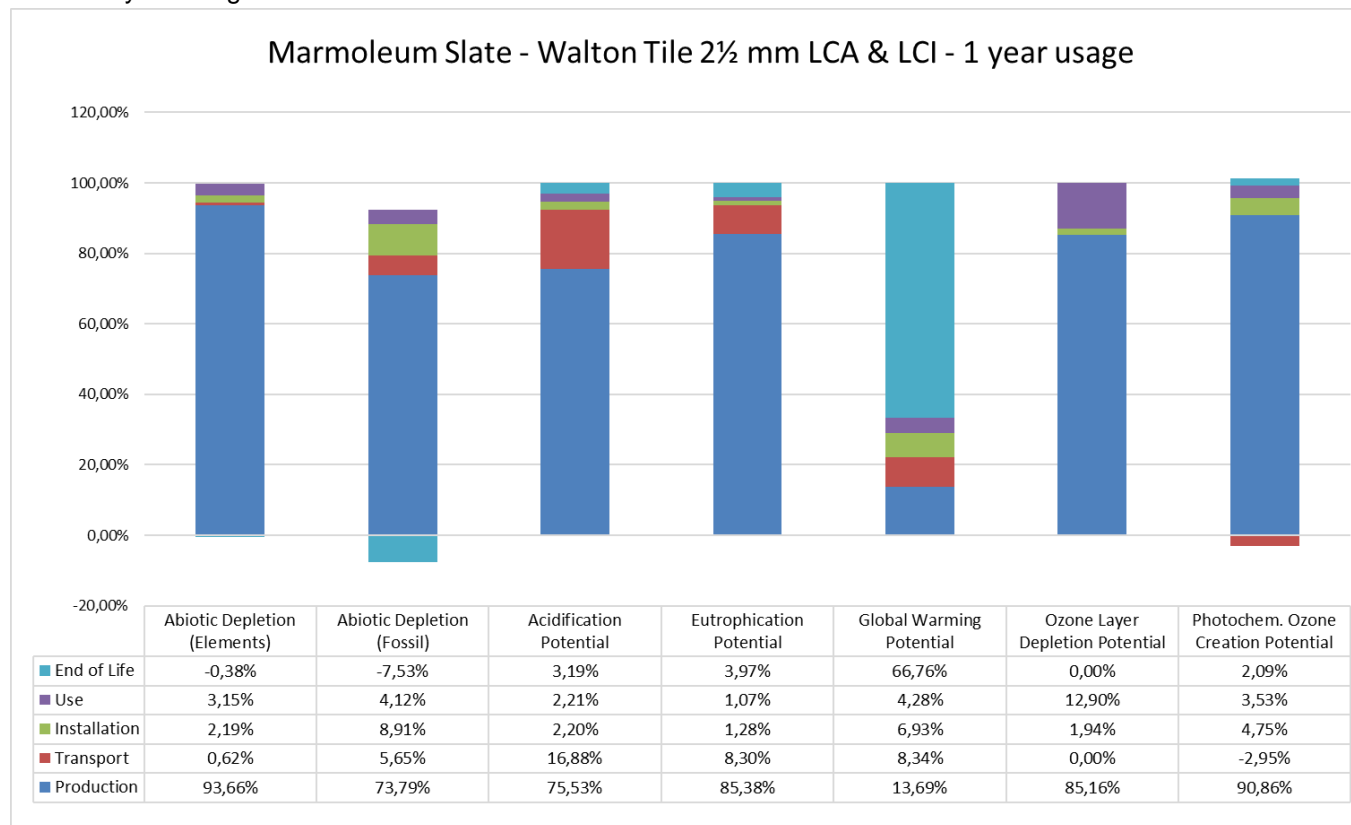


FLOORING SYSTEMS

Marmoleum Modular Slate & Walton  
Resilient Linoleum Floor Covering

According to ISO 14025 and EN 15804

Figure 4: relative contribution of each process stage to each impact category for Marmoleum Modular Slate & Walton for a one-year usage.



## Interpretation

The interpretation of the results has been carried out considering the assumptions and limitations declared in the EPD, both methodology- and data-related for a one-year usage.

The LCA for GWP reflects the use of renewable raw materials for the production of Marmoleum (linseed oil and jute). Carbon dioxide, a greenhouse gas, is locked in from the atmosphere in the course of the plant growth via photosynthesis and stored during the use stage. This carbon dioxide is not released until the end of life when it is incinerated with energy recovery – this process accounts for the greatest emission of greenhouse gases in the life cycle of the product.

For the production stage of Marmoleum Modular Slate & Walton the uptake of CO<sub>2</sub> is less than the emission of greenhouse gasses and therefore resulting in a positive number.

In the other 6 impact categories (ODP, AP, EP, POCP, ADPE, ADPF) the production stage has the main contribution to the overall impact. For these categories the main contributor in the production stage is the raw material extraction and processing with a share of 70-98% of total impacts from the production stage.



# ENVIRONMENTAL PRODUCT DECLARATION



FLOORING SYSTEMS

Marmoleum Modular Slate & Walton  
Resilient Linoleum Floor Covering

According to ISO 14025 and EN 15804

Forbo declares in the EPD a worldwide distribution by truck (1044 km) and container ship (4031 km). For this scenario the transport has a relevance of 6%-17% in the impact categories GWP, AP, EP and ADPF.

The negative impact for POCP for the transportation stage is remarkable, but it is assumed that NO and CO reduces the accumulated ozone to NO<sub>2</sub>, CO<sub>2</sub> and O<sub>2</sub>. This means, that high concentrations of ozone do not often occur near hydrocarbon emission sources. Higher ozone concentrations more commonly arise in areas of clean air, such as forests, where there is less NO and CO.

For GWP and ADPF the adhesive for the flooring installation has a significant impact of 7-9%. The LCA for the installation is based on an assumption of 280 g/m<sup>2</sup> adhesive.

The use stage is calculated for one year of service life time with a conservative scenario based on a cleaning regime suitable for high traffic areas. The electricity and detergent used to clean the floor are the main contributors for this life cycle stage.

Energy recovery from incineration and the respective energy substitution at the end of life results in a credit as reported in the End of Life stage.

## Resource use

In table 5 the parameters describing resource use are presented for all the lifecycle stages for a one-year usage.

Table 5: Results of the LCA – Resource use for Marmoleum Modular Slate & Walton (one year)

Parameter	Unit	Manufacturing	Installation		Use (1yr)	End of Life			Credits
		A1-3	A4	A5	B2	C1	C2	C3	D
PERE	[MJ]	1,66E+01	-	-	-	-	-	-	-
PERM	[MJ]	3,64E+01	-	-	-	-	-	-	-
PERT	[MJ]	5,30E+01	1,74E-01	2,99E-01	1,68E+00	1,57E+00	1,54E-02	2,12E-01	-2,63E+00
PENRE	[MJ]	5,03E+01	-	-	-	-	-	-	-
PENRM	[MJ]	1,56E+01	-	-	-	-	-	-	-
PENRT	[MJ]	6,59E+01	4,86E+00	7,79E+00	5,34E+00	3,90E+00	2,66E-01	1,45E+00	-1,29E+01
SM	[kg]	6,48E-01	0,00E+00	0,00E+00	0,00E+00	0,00E+00	0,00E+00	0,00E+00	0,00E+00
RSF	[MJ]	0,00E+00	0,00E+00	0,00E+00	0,00E+00	0,00E+00	0,00E+00	0,00E+00	0,00E+00
NRSF	[MJ]	0,00E+00	0,00E+00	0,00E+00	0,00E+00	0,00E+00	0,00E+00	0,00E+00	0,00E+00
FW	[m <sup>3</sup> ]	3,86E-02	2,96E-04	1,53E-03	2,02E-03	1,85E-03	2,61E-05	1,15E-02	-3,10E-03

PERE = Use of renewable primary energy excluding renewable primary energy resources used as raw materials; PERM = Use of renewable primary energy resources used as raw materials; PERT = Total use of renewable primary energy resources; PENRE = Use of non-renewable primary energy excluding non-renewable primary energy resources used as raw materials; PENRM = Use of non-renewable primary energy resources used as raw materials; PENRT = Total use of non-renewable primary energy resources; SM = Use of secondary material; RSF = Use of renewable secondary fuels; NRSF = Use of non-renewable secondary fuels; FW = Use of net fresh water





# ENVIRONMENTAL PRODUCT DECLARATION



FLOORING SYSTEMS

Marmoleum Modular Slate & Walton  
Resilient Linoleum Floor Covering

According to ISO 14025 and EN 15804

## Waste categories and output flows

In table 6 other environmental information describing different waste categories and output flows are presented for all the lifecycle stages.

Table 6: Results of the LCA – Output flows and Waste categories for Marmoleum Modular Slate & Walton (one year)

Parameter	Unit	Manufacturing	Transport	Installation	Use (1yr)	End of Life/credits			
		A1-3	A4	A5	B2	C1	C2	C3	D
HWD	[kg]	6,78E-08	1,62E-07	2,54E-09	2,04E-09	1,87E-09	1,49E-08	1,04E-09	-5,32E-09
NHWD	[kg]	1,88E-01	2,48E-04	3,80E-03	6,21E-03	2,84E-03	2,16E-05	3,54E-02	-5,60E-03
RWD	[kg]	1,09E-03	6,28E-06	6,43E-05	6,93E-04	6,28E-04	3,61E-07	7,34E-05	-1,05E-03
CRU	[kg]	0,00E+00	0,00E+00	0,00E+00	0,00E+00	0,00E+00	0,00E+00	0,00E+00	0,00E+00
MFR	[kg]	0,00E+00	0,00E+00	0,00E+00	0,00E+00	0,00E+00	0,00E+00	0,00E+00	0,00E+00
MER	[kg]	0,00E+00	0,00E+00	0,00E+00	0,00E+00	0,00E+00	0,00E+00	0,00E+00	0,00E+00
EE Power	[MJ]	0,00E+00	0,00E+00	1,95E-01	0,00E+00	0,00E+00	0,00E+00	5,73E+00	0,00E+00
EE Thermal energy	[MJ]	0,00E+00	0,00E+00	3,49E-01	0,00E+00	0,00E+00	0,00E+00	1,02E+01	0,00E+00

HWD = Hazardous waste disposed; NHWD = Non-hazardous waste disposed; RWD = Radioactive waste disposed; CRU = Components for re-use; MFR = Materials for recycling; MER = Materials for energy recovery; EE = Exported energy per energy carrier

## Additional Environmental Information

To be fully transparent Forbo Flooring does not only want to declare the environmental impacts required in the PCR, but also the impacts on human health and eco-toxicity

### Toxicity

For this calculations the USEtox™ model is used as being the globally recommended preferred model for characterization modelling of human and eco-toxic impacts in LCIA by the United Nations Environment Programme SETAC Life Cycle Initiative.

According to the "ILCD Handbook: Recommendations for Life Cycle Impact Assessment in the European context" the recommended characterization models and associated characterization factors are classified according to their quality into three levels:

- Level I (recommended and satisfactory),
- level II (recommended but in need of some improvements)
- level III (recommended, but to be applied with caution).

A mixed classification sometimes is related to the application of the classified method to different types of substances. USEtox™ is classified as Level II / III, unlike for example the CML impact categories which are classified as Level I.

Table 7: Results of the LCA – Environmental impacts one lifecycle (one year) – Marmoleum Modular Slate & Walton

Impact Category : USEtox	Marmoleum Modular Slate & Walton	Unit
Eco toxicity	6,64E-03	PAF m3.day
Human toxicity, cancer	5,16E-10	Cases
Human toxicity, non-canc.	6,69E-11	Cases



# ENVIRONMENTAL PRODUCT DECLARATION



FLOORING SYSTEMS

Marmoleum Modular Slate & Walton  
Resilient Linoleum Floor Covering

According to ISO 14025 and EN 15804

In the following table the impacts are subdivided into the lifecycle stages.

Table 8: Results of the LCA – Environmental impact for Marmoleum Modular Slate & Walton (one year)

Impact Category : USEtox	Unit	Production	Transport	Installation	Use (1yr)	End of Life
Eco toxicity	PAF m3.day	4,40E-03	1,10E-03	7,76E-04	4,21E-04	-5,47E-05
Human toxicity, cancer	cases	5,10E-10	1,22E-12	1,62E-11	3,01E-11	-4,15E-11
Human toxicity, non-canc.	cases	1,56E-11	4,36E-13	5,07E-11	7,26E-13	-4,93E-13

## Interpretation

The interpretation of the results has been carried out considering the assumptions and limitations declared in the EPD, both methodology- and data-related for a one-year usage.

The impact on Eco-toxicity is mostly dominated by the production stage (65%) in which the raw materials are having the biggest impact with a share of around 83%. Other main contributor of the total life cycle is the transport to the customer and the adhesive used for installing the floor with respectively 16 and 12%.

In the Human toxicity (cancer) the largest contribution is coming from the production stage where the thermal energy and hydropower used in the manufacturing is contributing 81% to the total impact. Other minor contributions come from the Installation (Adhesive) and Use stage (Electricity). For the End of Life stage energy recovery from incineration and the respective energy substitution at the end of life results in a credit.

For Human toxicity (non-canc.) by far the biggest impact of 75% is coming from the installation stage, where the contribution of the adhesive is predominating this life cycle stage. A smaller but significant contribution of 23% to the total impact is coming from the production stage where the main contributor is the raw material extraction and processing with a factor of 78%.



# ENVIRONMENTAL PRODUCT DECLARATION



FLOORING SYSTEMS

Marmoleum Modular Slate & Walton  
Resilient Linoleum Floor Covering

According to ISO 14025 and EN 15804

## References

GABI 8 2012	THINKSTEP AG; GaBi 8: Software-System and Database for Life Cycle Engineering. Copyright, TM. Stuttgart, Echterdingen, 1992-2017.
GABI 8 2012D	GaBi 8: Documentation of GaBi 8: Software-System and Database for Life Cycle Engineering. Copyright, TM. Stuttgart, Echterdingen, 1992-2017. <a href="http://documentation.gabi-software.com/">http://documentation.gabi-software.com/</a>
UL ENVIRONMENT	UL Environment's Program Operator Rules
PE 2012 ILCD Handbook: General guide for Life Cycle Assessment - Detailed guidance	Description of Selected Impact Categories, Thinkstep AG, 2012 European Commission-Joint Research Centre - Institute for Environment and Sustainability: International Reference Life Cycle Data System (ILCD) Handbook- Recommendations for Life Cycle Impact Assessment in the European context. First edition November 2011. EUR 24571 EN. Luxembourg. Publications Office of the European Union; 2011
<b>STANDARDS AND LAWS</b>	
DIN EN ISO 14044	Environmental management - Life cycle assessment - Requirements and guidelines (ISO 14044:2006); English version EN ISO 14044
ISO 14025 2006	EN ISO 14025: Environmental labels and declarations — Type III environmental declarations — Principles and procedures
ISO 14040 2006	Environmental management - Life cycle assessment - Principles and framework (ISO 14040); English version EN ISO 14040
CEN/TR 15941	Sustainability of construction works - Environmental product declarations - Methodology for selection and use of generic data; German version CEN/TR 15941
EN 16810	Resilient, textile and laminate floor coverings - Environmental product declarations - Product category rules
ISO 24011	Resilient floor coverings - Specification for plain and decorative linoleum
CPR	REGULATION (EU) No 305/2011 OF THE EUROPEAN PARLIAMENT AND OF THE COUNCIL of 9 March 2011 laying down harmonised conditions for the marketing of construction products and repealing Council Directive 89/106/EEC
EN-ISO 10874	Resilient, textile and laminate floor coverings – Classification



## ENVIRONMENTAL PRODUCT DECLARATION



FLOORING SYSTEMS

Marmoleum Modular Slate & Walton  
Resilient Linoleum Floor Covering

According to ISO 14025 and EN 15804

---

# Life Cycle Assessment

## Marmoleum Modular Slate & Walton



FLOORING SYSTEMS

LCA study conducted by:  
Forbo Flooring  
Industrieweg 12  
1566 JP Assendelft  
The Netherlands

*July 2019*

**Environment**



# ENVIRONMENTAL PRODUCT DECLARATION



FLOORING SYSTEMS

Marmoleum Modular Slate & Walton  
Resilient Linoleum Floor Covering

According to ISO 14025 and EN 15804

## Authors:

Floris Zeitler, Forbo

Forbo Flooring BV

Industrieweg 12  
1566 JP Assendelft, The Netherlands  
Tel. +31 (0) 75 6477477  
Fax +31 (0) 75 6477707  
E-mail [floris.zeitler@forbo.com](mailto:floris.zeitler@forbo.com)  
Internet [www.forbo-flooring.com](http://www.forbo-flooring.com)

## Nomenclature

Abbreviation	Explanation
ADPF	Abiotic Depletion Potential Fossil
ADPE	Abiotic Depletion Potential Elements
AP	Acidification Potential
BLBSB	Benefits and Loads Beyond the System Boundary
CRU	Components for re-use
EE	Exported energy per energy carrier
EP	Eutrophication Potential
EPD	Environmental Product Declaration
FCSS	Floor covering standard symbol
FW	Use of net fresh water
GWP	Global Warming Potential
HWD	Hazardous waste disposed
LCA	Life Cycle Assessment
LCI	Life Cycle Inventory analysis
LCIA	Life Cycle Impact Assessment
MER	Materials for energy recovery
MFR	Materials for recycling
NRSF	Use of non-renewable secondary fuels
ODP	Ozone Layer Depletion Potential
PENRE	Use of non-renewable primary energy excluding non-renewable primary energy resources used as raw materials
PENRM	Use of non-renewable primary energy resources used as raw materials
PENRT	Total use of non-renewable primary energy resources
PERE	Use of renewable primary energy excluding renewable primary energy resources used as raw materials
PERM	Use of renewable primary energy resources used as raw materials
PERT	Total use of renewable primary energy resources
PCR	Product Category Rules
POCP	Photochemical Ozone Creation Potential
RSF	Use of renewable secondary fuels
RSL	Reference Service Life
RWD	Radioactive waste disposed
SM	Use of secondary material



# ENVIRONMENTAL PRODUCT DECLARATION



FLOORING SYSTEMS

Marmoleum Modular Slate & Walton  
Resilient Linoleum Floor Covering

According to ISO 14025 and EN 15804

## General

The present LCA study of the company Forbo Flooring, a manufacturer of resilient floor coverings, has been performed by Forbo Flooring and has been conducted according to the requirements of the European Standard EN16810 "Resilient, textile and laminate floor coverings – Environmental product declarations – Product category rules". The LCA report was sent to verification on 18/07/19

## Scope

This document is the LCA report for the "Environmental Product Declaration" (EPD) of "Marmoleum Modular Slate & Walton".

The provision of an LCA report is required for each EPD of the EPD-program holder (UL Environment). This document shows how the calculation rules were applied and describes additional LCA information on the Life Cycle Assessment in accordance with the requirements of ISO 14040 series.

## Content, structure and accessibility of the LCA report

The LCA report provides a systematic and comprehensive summary of the project documentation supporting the verification of an EPD.

The report documents the information on which the Life Cycle Assessment is based, while also ensuring the additional information contained within the EPD complies with the requirements of ISO 14040 series.

The LCA report contains all of the data and information of importance for the details published in the EPD. Care has been given to all explanations as to how the data and information declared in the EPD arises from the Life Cycle Assessment.

The verification of the EPD is aligned towards the structure of the rule document based on ISO 14025, EN 15804 and EN16810.

## Goal of the study

The reason for performing this LCA study is to publish an EPD based on EN 16810, EN15804 and ISO 14025. This study contains the calculation and interpretation of the LCA results for Marmoleum Modular Slate & Walton complying with EN-ISO 24011.

Manufactured by  
Forbo Flooring BV  
Industrieweg 12  
1566JP Assendelft  
The Netherlands.

The following life cycle stages were considered:

- Product stage
- Transport stage
- Installation stage
- Use stage
- End-of-life stage
- Benefits and loads beyond the product system boundary

The main purpose of EPD is for use in business-to-business communication. As all EPD are publicly available on the website of UL Environment and therefore are accessible to the end consumer they can also be used in business-to-consumer communication.

The intended use of the EPD is to communicate environmentally related information and LCA results to support the assessment of the sustainable use of resources and of the impact of construction works on the environment





# ENVIRONMENTAL PRODUCT DECLARATION



FLOORING SYSTEMS

Marmoleum Modular Slate & Walton  
Resilient Linoleum Floor Covering

According to ISO 14025 and EN 15804

## Scope of the study

### *Declared / functional unit*

The declaration refers to the declared/functional unit of 1m<sup>2</sup> installed flooring product.

### *Declaration of construction products classes*

The LCA report refers to a manufacturer declaration of type 1a): Declaration of a specific product from a manufacturer's plant.

These products are also known under the following brand names:

- Marmoleum Modular Slate and Marmoleum Modular Walton

They are produced at the following manufacturing site:

Forbo Flooring BV  
Industrieweg 12  
1566JP Assendelft  
The Netherlands



# ENVIRONMENTAL PRODUCT DECLARATION



FLOORING SYSTEMS

Marmoleum Modular Slate & Walton  
Resilient Linoleum Floor Covering

According to ISO 14025 and EN 15804

## Product Definition

### Product Classification and description

Marmoleum Modular is a resilient floor covering complying with all the requirements of EN-ISO 24011: Specification for plain and decorative linoleum. Marmoleum Modular is made from natural raw materials making it preferable ecological floor covering with a beautiful and colorful design. The key raw materials include linseed oil, which comes from the flax plant seeds, gum rosin from pine trees, recycled wood waste of wood from controlled forests and limestone. Linoleum is produced by Forbo Flooring for more than 150 years and our well-known brand Marmoleum is sold worldwide. This declaration refers to Marmoleum Modular tiles of 2.5 mm nominal thickness covering a broad range of designs and colors :

Slate and Walton.

Marmoleum Slate and Walton is build up in 2 layers as illustrated in figure 1. These two layers form one homogeneous product :



Figure 1: Illustration of Marmoleum Modular

**Surface layer:** This layer gives Marmoleum its design and color and is calendared on the polyester backing. After finishing the product at the trimming department a factory finish is applied to protect the surface layer. Slate is a mechanically embossed surface.

**Backing:** The backing is a woven polyester.

The declaration refers to the declared/functional unit of 1m<sup>2</sup> installed flooring product.

### Range of application

Marmoleum is classified in accordance with EN-ISO 24011 to be installed in the following use areas defined in EN-ISO 10874:

Area of application	Domestic	Commercial	Industrial
Marmoleum tile 2½ mm			



# ENVIRONMENTAL PRODUCT DECLARATION



FLOORING SYSTEMS

Marmoleum Modular Slate & Walton  
Resilient Linoleum Floor Covering

According to ISO 14025 and EN 15804

## Product Standard

The products considered in this EPD have the following technical specifications:

Meets or exceeds all technical requirements in ASTM F 2034 Standard Specification for Linoleum Tile Flooring.

Meets or exceeds all technical requirements in EN-ISO 24011 Specification for plain and decorative Linoleum.



Marmoleum meets the requirements of EN 14041

EN 13501-1	Reaction to fire	Cfl - s1
EN 13893	Slip resistance	DS: $\geq 0.30$
EN 1815	Body voltage	$< 2$ kV
EN 12524	Thermal conductivity	0.17 W/mK

Fire Testing :

Class 1 when tested in accordance with ASTM E 648/NFPA 253, Standard Test Method for Critical Radiant Flux.

Meets 450 or less when tested in accordance with ASTM E 662/NFPA 258, Standard Test Method for Smoke Density.

Class C when tested in accordance to ASTM E 84/NFPA 255, Standard Test Method for Surface Burning Characteristics.

FSC1-150; SD-160 when tested in accordance to CAN/ULC S102.2, Standard Test Method for Flame Spread Rating and Smoke Development.

Emission testing :

AgBB requirements following EN ISO 16000-9 Indoor Air Emissions : TVOC at 28 days

French act Grenelle: A+

Compliant with CHPS 01350 requirements for VOC emissions and indoor air quality.

## Accreditation

- ISO 9001 Quality Management System and ISO 14001 Environmental Management System
- ISO 14001 Environmental Management System
- OHSAS 18001 Occupational Health and Safety Management Systems
- SA 8000 Social Accountability standard
- Nordic Swan Ecolabel (SWAN)
- Umwelt zeichen
- Der Blaue Engel (Blue Angel)



# ENVIRONMENTAL PRODUCT DECLARATION



FLOORING SYSTEMS

Marmoleum Modular Slate & Walton  
Resilient Linoleum Floor Covering

According to ISO 14025 and EN 15804

## Delivery status

Characteristics	Nominal Value	Unit
Product thickness	2.5	mm
Product Weight	2800	g/m <sup>2</sup>
Rolls Length x Width	50 x 25 / 50 x 50 / 100 x 25	cm

## Material Content

Component	Material	Availability	Amount [%]	Origin
<b>Binder</b>	Linseed oil	Bio based crop	20	USA/Canada/Europe
	Gum rosin	Bio based crop	2	Indonesia/China
	Tall oil	Bio based waste product from paper Industry	10	USA
<b>Filler</b>	Wood flour	Bio based waste product from wood processing	22	Germany
	Calcium carbonate	Abundant mineral	22	Germany
	Reused Marmoleum		16	Internal
<b>Pigment</b>	Titanium dioxide	Limited mineral	2	Global
	Various other pigments	Limited mineral	1	Global
<b>Backing</b>	Jute	Bio based crop	4	India/Bangladesh
<b>Finish</b>	Lacquer	Fossil limited	1	Netherlands

## Production of Main Materials

- **Linseed oil** : Linseed oil is obtained by pressing the seeds of the flax plant. After filtering a clear golden yellow liquid remains.
- **Gum rosin** : Rosin is obtained by wounding pine trees. The crude gum is collected and is separated into turpentine and rosin by distillation.
- **Tall oil** : Tall oil is a post-industrial waste product coming from the paper industry and is consisting of vegetable oil and rosin.
- **Wood flour** : Postindustrial bio based soft wood waste from the wood industry, which is milled into flour.
- **Calcium carbonate** : An abundant mineral found in all parts of the world as the chief substance in rocks (i.e., marble and limestone). It can be ground to varying particle sizes and is widely used as filler.
- **Reused Marmoleum** : Waste material coming from the Marmoleum production which is reused.
- **Titanium dioxide** : A white pigment produced from the mineral rutile, a naturally occurring form of titanium dioxide. The production of the pigment is a large-scale chemical process
- **Various other pigments** : The vast majority of the used colour pigments are iron oxide based.
- **Polyester** : Polyester fibers woven into a fabric which is used as a substrate.
- **Lacquer** : The factory applied lacquer – Topshield 2 – is a waterborne UV cured double layer factory coating – acrylate hybrid dispersion.



# ENVIRONMENTAL PRODUCT DECLARATION

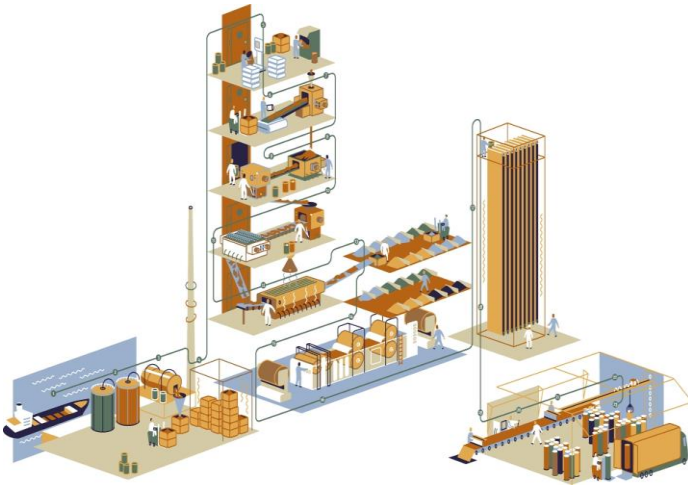


FLOORING SYSTEMS

Marmoleum Modular Slate & Walton  
Resilient Linoleum Floor Covering

According to ISO 14025 and EN 15804

## Production of the Floor Covering



Marmoleum Modular is produced in several stages starting with the oxidation of linseed oil mixed with tall oil and rosin. With the influence of oxygen from the atmosphere a tough sticky material is obtained called linoleum cement. The linoleum cement is stored in containers for a few days for further reaction and after this it is mixed with wood flour, calcium carbonate, reused waste (if applicable), titanium dioxide and pigments. This mixture is calendared on a jute substrate and stored in drying rooms, to cure till the required hardness is reached. After approximately 14 days the material is taken out from the drying room to the trimming department where the factory finish is applied on the surface of the product and the end inspection is done. Finally the edges are trimmed and the sheet is cut to length into tiles. The trimmings and the rejected product are reused.

## Health, Safety and Environmental Aspects during Production

- ISO 14001 Environmental Management System
- OHSAS 18001 Occupational Health and Safety Management Systems
- SA 8000 Social Accountability standard

## Production Waste

Rejected material and the cuttings of the trimming stage are being reused in the manufacturing process. Packaging materials are being collected separately and externally recycled.

## Delivery and Installation of the Floor Covering

### Delivery

A worldwide distribution by truck and container ship is considered. On average every square meter of Marmoleum is transported as follows:

- |  |         |
|--|---------|
| ○ Transport distance 40 t truck                      | 774 km  |
| ○ Transport distance 7.5t truck (Fine distribution)  | 270 km  |
| ○ Capacity utilization trucks (including empty runs) | 85 %    |
| ○ Transport distance Ocean ship                      | 4031 km |
| ○ Capacity utilization Ocean ship                    | 48%     |

# ENVIRONMENTAL PRODUCT DECLARATION



FLOORING SYSTEMS

Marmoleum Modular Slate & Walton  
Resilient Linoleum Floor Covering

According to ISO 14025 and EN 15804

## Installation

Because of the specific techniques used during the installation of Marmoleum Modular tile 2% of the material is cut off as installation waste. For installation of Marmoleum on the floor an average scenario has been modeled (assuming 0.280 kg/m<sup>2</sup> of adhesive is required).

Waste during the installation process may be recycled as floor covering through the manufacturers' facilities or thermally recycled in a waste incineration plant. Since the major part of Marmoleum is sold in Europe the European electricity grid mix is used in the calculations for the energy recovery during incineration.

### Health, Safety and Environmental Aspects during Installation

Forbo flooring recommends to use (low) zero emission hard setting adhesives for installing Marmoleum Modular tiles.

### Waste

Waste during the installation process may be recycled as floor covering through the manufacturers' facilities or thermally recycled in a waste incineration plant. Since the major part of Marmoleum is sold in Europe the European electricity grid mix is used in the calculations for the energy recovery during incineration.

### Packaging

Cardboard boxes and packaging paper can be collected separately and should be used in a local recycling process. In the calculation model 100% incineration is taken into account for which there is a credit received.

### Use stage

The service lifetime of a floor covering for a certain application on a floor is too widespread to give one common number. For this EPD model the reference service lifetime (RSL) is set to one year. This means that all impacts for the use phase are based on the cleaning and maintenance model for one year. Depending on the area of use, the technical lifetime advised by the manufacturer and the estimated time on the floor by the customer, the service lifetime can be determined. The use phase impacts should be calculated with the foreseen service life to arrive at the total environmental impact.

### Cleaning and Maintenance

Level of use	Cleaning Process	Cleaning Frequency	Consumption of energy and resources
Commercial/Residential/Industrial	Vacuuming	Twice a week	Electricity
	Damp mopping	Once a week	Hot water Neutral detergent

For the calculations the following cleaning regime is considered:

- Dry cleaning with a 1.5 kW vacuum cleaner for 0.21 min/m<sup>2</sup>, twice a week. This equates to 0.55 kWh/m<sup>2</sup>\*year.
- Once a week wet cleaning with 0.062 l/m<sup>2</sup> water and 0.0008 kg/m<sup>2</sup> detergent. This result in the use of 3.224 l/m<sup>2</sup>\*year water and 0.04 kg/m<sup>2</sup>\*year detergent. The wet cleaning takes place without power machine usage. Waste water treatment of the arising waste water from cleaning is considered.

The cleaning regime that is recommended in practice will be highly dependent on the use of the premises where the floor covering is installed. In high traffic areas more frequent cleaning will be needed compared to areas where there is





# ENVIRONMENTAL PRODUCT DECLARATION



FLOORING SYSTEMS

**Marmoleum Modular Slate & Walton**  
Resilient Linoleum Floor Covering

According to ISO 14025 and EN 15804

low traffic. The use of an entrance mat of at least four steps will reduce the cleaning frequency. The cleaning regime used in the calculations is suitable for high traffic areas.

## Prevention of Structural Damage

All newly laid floors should be covered and protected from with a suitable non-staining protective covering if other building activities are still in progress.

Use protective feet on chairs and tables to reduce scratching. Castor wheels should be suitable for resilient floor coverings

## Health Aspects during Usage

Marmoleum is complying with:

- AgBB requirements
- French Act Grenelle: A+
- CHPS section 01350

## End of Life

The deconstruction of installed Marmoleum Modular from the floor is done mechanically and the electrical energy needed for this is estimated to be 0.03 kWh/sqm. This amount of energy is taken into account for the calculations. For the end of life stage no landfilling is taken into account, since the vast majority of the countries in which Marmoleum is sold are having a non landfill policy. Because of the high calorific value of Marmoleum the incineration is very profitable as a waste to energy conversion.



## Life Cycle Assessment

A full Life Cycle Assessment has been carried out according to ISO 14040 and ISO 14044.

The following Life Cycle Stages are assessed :

- A1-3 : Product Stage (Raw material acquisition, transportation to Manufacturing and Manufacturing)
- A4-5 : Construction process stage (Transport Gate to User, installation flooring)
- B2 : Use Stage (Maintenance of the floor)
- C1-4 : End of Life Stage (Deconstruction, transport, waste processing, Disposal)
- D : Benefits and loads beyond the system boundary (Reuse, recovery, recycling potential)

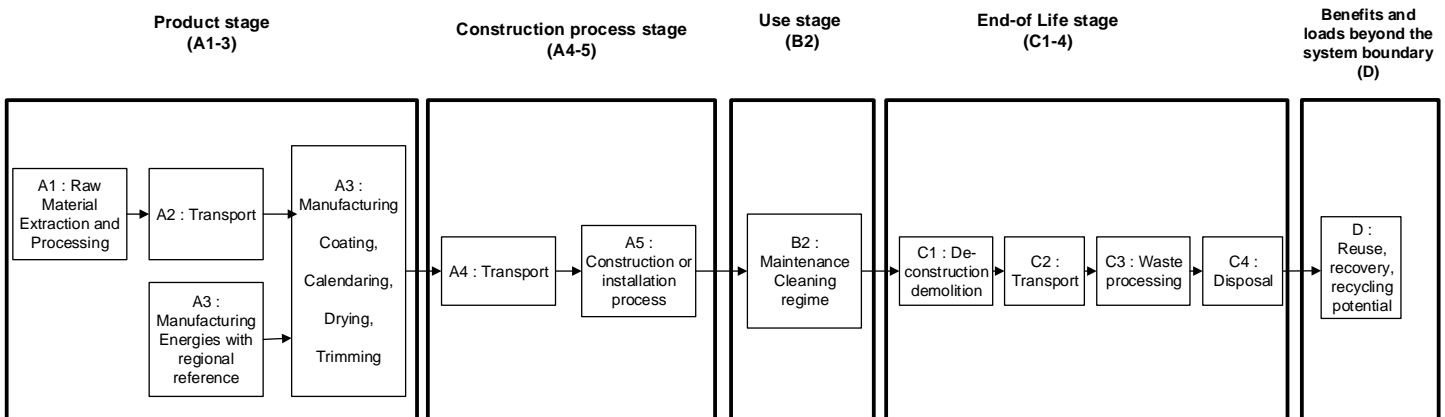


Figure 3 : Flow chart of the Life Cycle Assessment

Comparisons of different floor coverings are only allowed, where EN 15804 consistent and/or preverified background data and EN 15804 consistent calculation methods and database versions are used and when the building context is taken into account, i.e. on the basis of the same use-classification (EN ISO 10874), same service life and comparable assumptions for the end of life.

## Description of the declared Functional Unit

The functional unit is one square meter of installed product and the use stage is considered for one year of service life.

## Cut off Criteria

The cut-off criteria shall be 1% of renewable and non-renewable primary energy usage and 1% of the total mass of the unit process. The total neglected input flows per module shall be a maximum of 5% of energy usage and mass.

In practice, in this assessment, all data from the production data acquisition are considered, i.e. all raw materials used as per formulation, use of water, electricity and other fuels, the required packaging materials, and all direct production waste. Transport data on all considered inputs and output material are also considered.

## LCA Data

As a general rule, specific data derived from specific production processes or average data derived from specific

# ENVIRONMENTAL PRODUCT DECLARATION



FLOORING SYSTEMS

Marmoleum Modular Slate & Walton  
Resilient Linoleum Floor Covering

According to ISO 14025 and EN 15804

production processes have been used as the first choice as a basis for calculating an EPD.

For life cycle modeling of the considered products, the GaBi 8 Software System for Life Cycle Engineering, developed by THINKSTEP AG, has been used. All relevant LCA datasets are taken from the GaBi 8 software database. The datasets from the database GaBi are documented in the online documentation. To ensure comparability of results in the LCA, the basic data of GaBi database were used for energy, transportation and auxiliary materials.

## Data Quality

The requirements for data quality and LCA data correspond to the specifications of the PCR.

Foreground data are based on 1-year averaged data (year 2018). The reference ages of LCA datasets vary but are given in the table in the Appendix. The time period over which inputs to and outputs from the system is accounted for is 100 years from the year for which the data set is deemed representative. The technological LCA of the collected data reflects the physical reality of the declared product. The datasets are complete, conform to the system boundaries and the criteria for the exclusion of inputs and outputs and are geographical representative for the supply chain of Forbo flooring.

For life cycle modeling of the considered products the GaBi 8 Software System for Life Cycle Engineering, developed by THINKSTEP AG, is used. All relevant LCA datasets are taken from the GaBi 8 software database. The last revision of the used data sets took place within the last 10 years.

Table 3: LCA datasets used in the LCA model

Data set	Region	Reference year
Linseed oil	Germany	2012
Limestone flour	Germany	2019
Tall oil	Europe	2012
Iron oxide	Germany	2012
Pigment	Germany	2007
Titanium dioxide	Europe	2012
Wood flour	Europe	2019
Colophony	France	2012
Polyester	Germany	2019
Urethane / acrylic hybrid dispersion	Europe	2019
Water (desalinated; deionized)	Germany	2019
Detergent (ammonia based)	Germany	2007
Adhesive for resilient flooring	Germany	2012
Waste incineration of particle board	Europe	2019
Paper/cardboard incineration	Europe	2019
Electricity from Hydro power	Norway	2019
Power grid mix	Europe	2019
Thermal energy from natural gas	Netherlands	2019
Thermal energy from natural gas	Europe	2019
Trucks	Global	2019
Municipal waste water treatment (50% agricultural sludge application, 50% sludge incineration).	Germany	2019
Municipal waste water treatment (Sludge incineration).	Germany	2019
Waste incineration of paper/cardboard	Europe	2019



# ENVIRONMENTAL PRODUCT DECLARATION



FLOORING SYSTEMS

Marmoleum Modular Slate & Walton  
Resilient Linoleum Floor Covering

According to ISO 14025 and EN 15804

Data set	Region	Reference year
Container ship	Global	2019
Diesel mix at refinery	Europe	2019
Heavy fuel oil at refinery (1.0wt.% S)	Europe	2019
Corrugated board	Europe	2019
Kraft liner (paper)	Europe	2019
Tap water	Europe	2019
Polyethylene film	Europe	2019

The documentation of the LCA data sets can be taken from the GaBi documentation.

## System Boundaries

Production Stage includes provision of all materials, products and energy, packaging processing and its transport, as well as waste processing up to the end-of waste state or disposal of final residues during the product stage.

Transport and Installation Stage includes provision of all materials, products and energy, as well as waste processing up to the end-of-waste state or disposal of final residues during the construction stage. These information modules also include all impacts and aspects related to any losses during this construction stage (i.e. production, transport, and waste processing and disposal of the lost products and materials). For the transportation a worldwide distribution is considered.

Use Stage includes provision and transport of all materials, products and related energy and water use, as well as waste processing up to the end-of-waste state or disposal of final residues during this part of the use stage. These information modules also include all impacts and aspects related to the losses during this part of the use stage (i.e. production, transport, and waste processing and disposal of the lost products and materials).

End of Life Stage includes provision and all transports, provision of all materials, products and related energy and water use. It also includes any declared benefits and loads from net flows leaving the product system that have not been allocated as co-products and that have passed the end-of-waste state in the form of reuse, recovery and/or recycling potentials.

## Power mix

The selection of LCA data for the electricity generation is in line with the PCR.

The products are manufactured in Assendelft, the Netherlands. The GaBi 8 Hydropower dataset has therefore been used (reference year 2018). The energy supplier is providing Forbo with a certificate every year.

## CO<sub>2</sub>-Certificates

No CO<sub>2</sub>-certificates are considered in this study.

## Allocations

In the present study some allocations have been made. Detailed explanations can be found in the chapters below.



# ENVIRONMENTAL PRODUCT DECLARATION



FLOORING SYSTEMS

Marmoleum Modular Slate & Walton  
Resilient Linoleum Floor Covering

According to ISO 14025 and EN 15804

## Co-product allocation

No co-product allocation occurs in the product system.

## Allocation of multi-Input processes

The Production and End of Life stage include incineration plants. In these processes different products are treated together within a process. The allocation procedures followed in these cases are based on a physical classification of the mass flows or calorific values.

Credits from energy substitution are allocated to the production stage, because the gained energy from energy substitution is lower than the energy input in this stage. The same quality of energy is considered.

## Allocation procedure of reuse, recycling and recovery

The installation waste and end of life waste is fed into incineration processes. Incineration processes include cogeneration processes which give thermal and power energy as outputs. It is assumed that this recovered energy offsets that produced by the European average grid mix and thermal energy generation from natural gas.

## Description of the allocation processes in the LCA report

The description of allocation rules in of this LCA report meets the requirements of the PCR.

## Description of the unit processes in the LCA report

The modeling of the unit processes reported for the LCA are documented in a transparent way, respecting the confidentiality of the data present in the LCA report.

In the following tables the type and amount of the different input and output flows are listed for 1m<sup>2</sup> produced flooring; installed flooring includes the material loss during installation (2%):

Table 4: Composition of linoleum surface layer

Process data	Unit	Marmoleum Modular Slate & Walton
Limestone flour	kg/m <sup>2</sup>	0.61
Linseed oil	kg/m <sup>2</sup>	0.55
Iron oxide (Fe <sub>2</sub> O <sub>3</sub> )	kg/m <sup>2</sup>	0.02
Pigment	kg/m <sup>2</sup>	0.01
Colophony (rosin)	kg/m <sup>2</sup>	0.06
Tall oil (Bio based waste product from paper Industry)	kg/m <sup>2</sup>	0.28
Reused Marmoleum	kg/m <sup>2</sup>	0.46
Titanium dioxide	kg/m <sup>2</sup>	0.06
Wood flour (Bio based waste product from wood processing)	kg/m <sup>2</sup>	0.61

Table 6: Composition of linoleum substrate layer

Process data	Unit	Marmoleum
Polyester	kg/m <sup>2</sup>	0.11



# ENVIRONMENTAL PRODUCT DECLARATION



FLOORING SYSTEMS

Marmoleum Modular Slate & Walton  
Resilient Linoleum Floor Covering

According to ISO 14025 and EN 15804

Table 7: Composition of lacquer

Process data	Unit	Marmoleum
Urethane / acrylic hybrid dispersion	kg/m <sup>2</sup>	0.014
Water (desalinated; demonized)	kg/m <sup>2</sup>	0.021

Table 8: Production related inputs/outputs

Process data	Unit	Marmoleum Modular Slate & Walton
<b>INPUTS</b>		
Linoleum surface layer	kg	2.65
Linoleum substrate layer	kg	0.11
Lacquer	kg	0.04
Electricity	MJ	8.37
Thermal energy from natural gas	MJ	16.24
<b>OUTPUTS</b>		
Marmoleum	kg	2.80
Waste	kg	0.45

Table 9: Packaging requirements (per m<sup>2</sup> manufactured product)

Process data	Unit	Marmoleum Modular Slate & Walton
Corrugated board boxes	kg	0.018
Kraftliner (paper)	kg	0.020
PE film	kg	0.001

Table 10: Transport distances

Process data	Unit	Road	Truck size	Ship
Limestone flour	km	498	14 - 20t gross weight / 11,4t payload capacity	-
Linseed oil	km	212		2740
Iron oxide (Fe <sub>2</sub> O <sub>3</sub> )	km	263		-
Pigment	km	379		-
Colophony (rosin)	km	246		15800
Tall oil	km	100		7060
Titanium dioxide	km	112		-
Wood flour	km	355		-
Polyester	km	253		-
Lacquer	km	2		-
Corrugated board boxes	km	115		-
Wooden pallets	km	150		-
PE film	km	145		-
Transport to construction site : -Transport distance 40 t truck	km	1044		34 - 40 t gross weight / 27t payload capacity 7,5 t - 12t gross weight / 5t payload capacity
-Transport distance 7.5t truck (Fine distribution)		774		
	270			
Waste transport to incineration	km	100	7,5 t - 12t gross weight / 5t payload capacity	-



# ENVIRONMENTAL PRODUCT DECLARATION



FLOORING SYSTEMS

Marmoleum Modular Slate & Walton  
Resilient Linoleum Floor Covering

According to ISO 14025 and EN 15804

Table 11: Inputs/outputs from Installation

Process data	Unit	Marmoleum Modular Slate & Walton
<b>INPUTS</b>		
Marmoleum	kg	2.86
Adhesive (30% water content)	kg	0.28
- Water		
- Acrylate co-polymer		
- Styrene Butadiene co-polymer		
- Limestone flour		
- Sand		
<b>OUTPUTS</b>		
Installed Marmoleum	kg	2.80
Installation Waste (Marmoleum and packaging)	kg	0.06

Table 12: Inputs from use stage (per m<sup>2</sup>.year of installed product)

Process data	Unit	Marmoleum Modular Slate & Walton
Detergent	kg/year	0.04
Electricity	kWh/year	0.55
Water	kg/year	3.224

Table 13: Disposal

Process data	Unit	Marmoleum Modular Slate & Walton
Post-consumer Marmoleum to incineration	%	100

## Life Cycle Inventory Analysis

In table 14 the environmental impacts for one lifecycle are presented for Marmoleum Modular Slate & Walton. In the table 15 the environmental impacts are presented for all the lifecycle stages.

Table 14: Results of the LCA – Environmental impacts one lifecycle (one year) – Marmoleum Modular Slate & Walton

Impact Category : CML 2001 – Jan. 2016	Marmoleum Modular Slate & Walton	Unit
Global Warming Potential (GWP 100 years)	6,80E+00	kg CO <sub>2</sub> -Equiv.
Ozone Layer Depletion Potential (ODP. steady state)	1,60E-08	kg R11-Equiv.
Acidification Potential (AP)	3,39E-02	kg SO <sub>2</sub> -Equiv.
Eutrophication Potential (EP)	8,77E-03	kg Phosphate-Equiv.
Photochem. Ozone Creation Potential (POCP)	1,50E-03	kg Ethene-Equiv.
Abiotic Depletion Potential Elements (ADPE)	3,24E-06	kg Sb-Equiv.
Abiotic Depletion Potential Fossil (ADPF)	7,28E+01	[MJ]





# ENVIRONMENTAL PRODUCT DECLARATION



FLOORING SYSTEMS

Marmoleum Modular Slate & Walton  
Resilient Linoleum Floor Covering

According to ISO 14025 and EN 15804

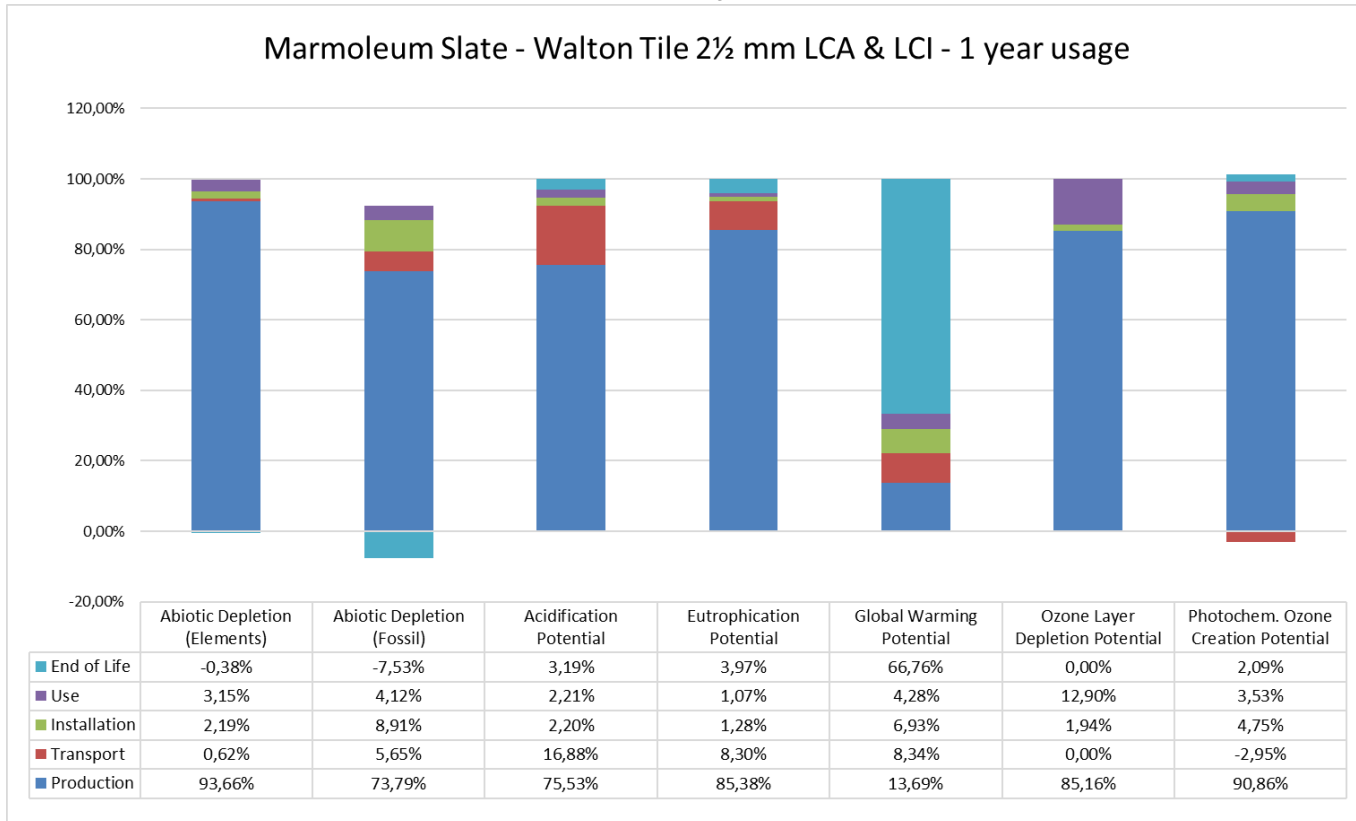
Table 15: Results of the LCA – Environmental impact for Marmoleum Modular Slate & Walton (one year)

Impact Category : CML 2001 – Jan. 2016		Manufacturing	Installation		Use (1yr)	End of Life			Credits
Parameter	Unit	A1-3	A4	A5	B2	C1	C2	C3	D
GWP	[kg CO <sub>2</sub> -Eq.]	9,30E-01	5,67E-01	4,71E-01	2,91E-01	2,16E-01	1,96E-02	5,03E+00	-7,29E-01
ODP	[kg CFC11-Eq.]	1,36E-08	5,44E-17	3,10E-10	2,06E-09	6,05E-15	3,23E-18	9,18E-16	-1,01E-14
AP	[kg SO <sub>2</sub> -Eq.]	2,56E-02	5,72E-03	7,47E-04	7,48E-04	6,12E-04	4,76E-05	1,66E-03	-1,24E-03
EP	[kg PO <sub>4</sub> <sup>3-</sup> - Eq.]	7,49E-03	7,28E-04	1,12E-04	9,43E-05	5,73E-05	1,19E-05	4,13E-04	-1,34E-04
POCP	[kg Ethen Eq.]	1,39E-03	-4,51E-05	7,26E-05	5,40E-05	3,89E-05	-1,62E-05	1,07E-04	-9,78E-05
ADPE	[kg Sb Eq.]	3,06E-06	2,03E-08	7,14E-08	1,03E-07	6,87E-08	1,51E-09	4,95E-08	-1,32E-07
ADPF	[MJ]	6,32E+01	4,84E+00	7,63E+00	3,53E+00	2,32E+00	2,65E-01	1,27E+00	-1,03E+01

GWP = Global warming potential; ODP = Depletion potential of the stratospheric ozone layer; AP = Acidification potential of land and water; EP = Eutrophication potential; POCP = Formation potential of tropospheric ozone photochemical oxidants; ADPE = Abiotic depletion potential for non-fossil resources; ADPF = Abiotic depletion potential for fossil resources

The relative contribution of each process stage to each impact category for Marmoleum Modular Slate & Walton is shown in figure 4.

Figure 4: relative contribution of each process stage to each impact category for Marmoleum Modular Slate & Walton for a one-year usage.



# ENVIRONMENTAL PRODUCT DECLARATION



FLOORING SYSTEMS

Marmoleum Modular Slate & Walton  
Resilient Linoleum Floor Covering

According to ISO 14025 and EN 15804

## Interpretation

---

The interpretation of the results has been carried out considering the assumptions and limitations declared in the EPD, both methodology- and data-related for a one-year usage.

The LCA for GWP reflects the use of renewable raw materials for the production of Marmoleum (linseed oil and jute). Carbon dioxide, a greenhouse gas, is locked in from the atmosphere in the course of the plant growth via photosynthesis and stored during the use stage. This carbon dioxide is not released until the end of life when it is incinerated with energy recovery – this process accounts for the greatest emission of greenhouse gases in the life cycle of the product.

For the production stage of Marmoleum Modular Slate & Walton the uptake of CO<sub>2</sub> is less than the emission of greenhouse gasses and therefore resulting in a positive number.

In the other 6 impact categories (ODP, AP, EP, POCP, ADPE, ADPF) the production stage has the main contribution to the overall impact. For these categories the main contributor in the production stage is the raw material extraction and processing with a share of 70-98% of total impacts from the production stage.

Forbo declares in the EPD a worldwide distribution by truck (1044 km) and container ship (4031 km). For this scenario the transport has a relevance of 6%-17% in the impact categories GWP, AP, EP and ADPF.

The negative impact for POCP for the transportation stage is remarkable, but it is assumed that NO and CO reduces the accumulated ozone to NO<sub>2</sub>, CO<sub>2</sub> and O<sub>2</sub>. This means, that high concentrations of ozone do not often occur near hydrocarbon emission sources. Higher ozone concentrations more commonly arise in areas of clean air, such as forests, where there is less NO and CO.

For GWP and ADPF the adhesive for the flooring installation has a significant impact of 7-9%. The LCA for the installation is based on an assumption of 280 g/m<sup>2</sup> adhesive.

The use stage is calculated for one year of service life time with a conservative scenario based on a cleaning regime suitable for high traffic areas. The electricity and detergent used to clean the floor are the main contributors for this life cycle stage.

Energy recovery from incineration and the respective energy substitution at the end of life results in a credit as reported in the End of Life stage.



# ENVIRONMENTAL PRODUCT DECLARATION



FLOORING SYSTEMS

Marmoleum Modular Slate & Walton  
Resilient Linoleum Floor Covering

According to ISO 14025 and EN 15804

## Parameters describing resource use

In the table 16 the parameters describing resource use are presented for all the lifecycle stages.

Table 16: Results of the LCA – Resource use for Marmoleum Modular Slate & Walton (one year)

Parameter	Unit	Manufacturing	Installation		Use (1yr)	End of Life			Credits
		A1-3	A4	A5	B2	C1	C2	C3	D
PERE	[MJ]	1,66E+01	-	-	-	-	-	-	-
PERM	[MJ]	3,64E+01	-	-	-	-	-	-	-
PERT	[MJ]	5,30E+01	1,74E-01	2,99E-01	1,68E+00	1,57E+00	1,54E-02	2,12E-01	-2,63E+00
PENRE	[MJ]	5,03E+01	-	-	-	-	-	-	-
PENRM	[MJ]	1,56E+01	-	-	-	-	-	-	-
PENRT	[MJ]	6,59E+01	4,86E+00	7,79E+00	5,34E+00	3,90E+00	2,66E-01	1,45E+00	-1,29E+01
SM	[kg]	6,48E-01	0,00E+00	0,00E+00	0,00E+00	0,00E+00	0,00E+00	0,00E+00	0,00E+00
RSF	[MJ]	0,00E+00	0,00E+00	0,00E+00	0,00E+00	0,00E+00	0,00E+00	0,00E+00	0,00E+00
NRSF	[MJ]	0,00E+00	0,00E+00	0,00E+00	0,00E+00	0,00E+00	0,00E+00	0,00E+00	0,00E+00
FW	[m <sup>3</sup> ]	3,86E-02	2,96E-04	1,53E-03	2,02E-03	1,85E-03	2,61E-05	1,15E-02	-3,10E-03

PERE = Use of renewable primary energy excluding renewable primary energy resources used as raw materials; PERM = Use of renewable primary energy resources used as raw materials; PERT = Total use of renewable primary energy resources; PENRE = Use of non-renewable primary energy excluding non-renewable primary energy resources used as raw materials; PENRM = Use of non-renewable primary energy resources used as raw materials; PENRT = Total use of non-renewable primary energy resources; SM = Use of secondary material; RSF = Use of renewable secondary fuels; NRSF = Use of non-renewable secondary fuels; FW = Use of net fresh water

## Other environmental information describing different waste categories and output flows

In the tables 17 other environmental information describing different waste categories and output flows are presented for all the lifecycle stages.

Table 17: Results of the LCA – Output flows and Waste categories for Marmoleum Modular Slate & Walton (one year)

Parameter	Unit	Manufacturing	Transport	Installation	Use (1yr)	End of Life/credits			
		A1-3	A4	A5	B2	C1	C2	C3	D
HWD	[kg]	6,78E-08	1,62E-07	2,54E-09	2,04E-09	1,87E-09	1,49E-08	1,04E-09	-5,32E-09
NHWD	[kg]	1,88E-01	2,48E-04	3,80E-03	6,21E-03	2,84E-03	2,16E-05	3,54E-02	-5,60E-03
RWD	[kg]	1,09E-03	6,28E-06	6,43E-05	6,93E-04	6,28E-04	3,61E-07	7,34E-05	-1,05E-03
CRU	[kg]	0,00E+00	0,00E+00	0,00E+00	0,00E+00	0,00E+00	0,00E+00	0,00E+00	0,00E+00
MFR	[kg]	0,00E+00	0,00E+00	0,00E+00	0,00E+00	0,00E+00	0,00E+00	0,00E+00	0,00E+00
MER	[kg]	0,00E+00	0,00E+00	0,00E+00	0,00E+00	0,00E+00	0,00E+00	0,00E+00	0,00E+00
EE Power	[MJ]	0,00E+00	0,00E+00	1,95E-01	0,00E+00	0,00E+00	0,00E+00	5,73E+00	0,00E+00
EE Thermal energy	[MJ]	0,00E+00	0,00E+00	3,49E-01	0,00E+00	0,00E+00	0,00E+00	1,02E+01	0,00E+00

HWD = Hazardous waste disposed; NHWD = Non-hazardous waste disposed; RWD = Radioactive waste disposed; CRU = Components for re-use; MFR = Materials for recycling; MER = Materials for energy recovery; EE = Exported energy per energy carrier



# ENVIRONMENTAL PRODUCT DECLARATION



FLOORING SYSTEMS

Marmoleum Modular Slate & Walton  
Resilient Linoleum Floor Covering

According to ISO 14025 and EN 15804

## Additional Environmental Information

To be fully transparent Forbo Flooring does not only want to declare the environmental impacts required in the PCR, but also the impacts on human health and eco-toxicity.

### Toxicity

For this calculations the USEtox™ model is used as being the globally recommended preferred model for characterization modelling of human and eco-toxic impacts in LCIA by the United Nations Environment Programme SETAC Life Cycle Initiative.

According to the "ILCD Handbook: Recommendations for Life Cycle Impact Assessment in the European context" the recommended characterization models and associated characterization factors are classified according to their quality into three levels:

- Level I (recommended and satisfactory),
- level II (recommended but in need of some improvements)
- level III (recommended, but to be applied with caution).

A mixed classification sometimes is related to the application of the classified method to different types of substances. USEtox™ is classified as Level II / III, unlike for example the CML impact categories which are classified as Level I.

Table 18: Results of the LCA – Environmental impacts one lifecycle (one year) – Marmoleum Modular Slate & Walton

Impact Category : USEtox	Marmoleum Modular Slate & Walton	Unit
Eco toxicity	6,64E-03	PAF m3.day
Human toxicity, cancer	5,16E-10	Cases
Human toxicity, non-canc.	6,69E-11	Cases

In the following table the impacts are subdivided into the lifecycle stages.

Table 19: Results of the LCA – Environmental impact for Marmoleum Modular Slate & Walton (one year)

Impact Category : USEtox	Unit	Production	Transport	Installation	Use (1yr)	End of Life
Eco toxicity	PAF m3.day	4,40E-03	1,10E-03	7,76E-04	4,21E-04	-5,47E-05
Human toxicity, cancer	cases	5,10E-10	1,22E-12	1,62E-11	3,01E-11	-4,15E-11
Human toxicity, non-canc.	cases	1,56E-11	4,36E-13	5,07E-11	7,26E-13	-4,93E-13

### Interpretation

The interpretation of the results has been carried out considering the assumptions and limitations declared in the EPD, both methodology- and data-related for a one-year usage.

The impact on Eco-toxicity is mostly dominated by the production stage (65%) in which the raw materials are having the biggest impact with a share of around 83%. Other main contributor of the total life cycle is the transport to the customer and the adhesive used for installing the floor with respectively 16 and 12%.

In the Human toxicity (cancer) the largest contribution is coming from the production stage where the thermal energy



# ENVIRONMENTAL PRODUCT DECLARATION



FLOORING SYSTEMS

Marmoleum Modular Slate & Walton  
Resilient Linoleum Floor Covering

According to ISO 14025 and EN 15804

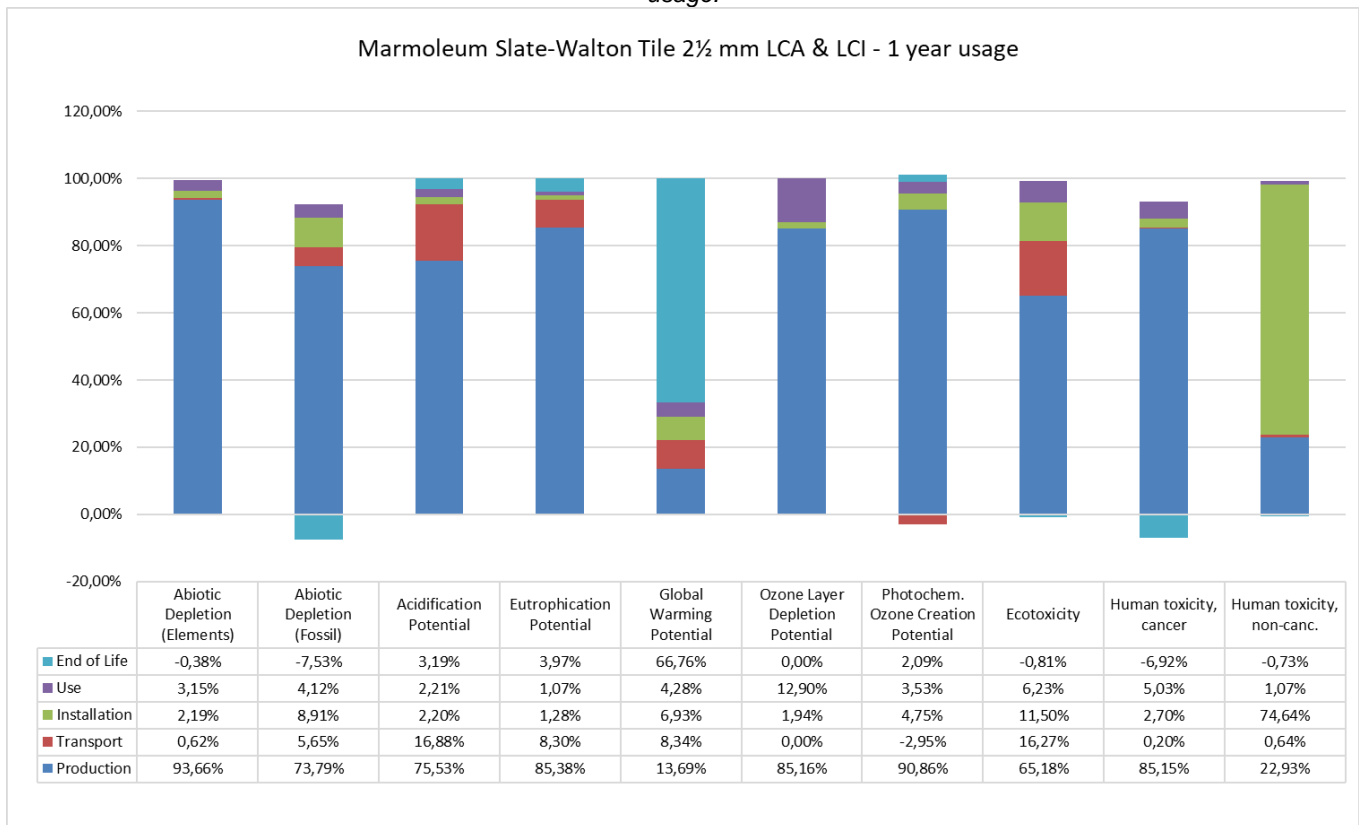
and hydropower used in the manufacturing is contributing 81% to the total impact. Other minor contributions come from the Installation (Adhesive) and Use stage (Electricity). For the End of Life stage energy recovery from incineration and the respective energy substitution at the end of life results in a credit.

For Human toxicity (non-canc.) by far the biggest impact of 75% is coming from the installation stage, where the contribution of the adhesive is predominating this life cycle stage. A smaller but significant contribution of 23% to the total impact is coming from the production stage where the main contributor is the raw material extraction and processing with a factor of 78%.

## Interpretation main modules and flows

The interpretation of the main modules and flows contributing to the total impact in each impact category is presented in following figures and tables.

Figure 5: relative contribution of each process stage to each impact category for Marmoleum Modular Slate & Walton for a one year usage.



# ENVIRONMENTAL PRODUCT DECLARATION



FLOORING SYSTEMS

Marmoleum Modular Slate & Walton  
Resilient Linoleum Floor Covering

According to ISO 14025 and EN 15804

Table 20: Main modules and flows contributing to the total impact in each impact category for Marmoleum Modular Slate & Walton for a one-year usage

Impact Category	Stage	Module		Main contributor	Main contributing flows
GWP	Production	Raw Material Extraction	-0.32 kg CO <sub>2</sub> -equiv.	Linseed oil (-1.46 kg CO <sub>2</sub> eq.) Titaniumdioxide (0.23 kg CO <sub>2</sub> eq) Polyester (0.79 kg CO <sub>2</sub> eq.)	Production : Renewable resources, Carbon dioxide Production : Inorganic emissions to air, Carbon dioxide
		Transport of Raw materials	0.11 kg CO <sub>2</sub> -equiv.	Means of transport (truck, container ship) and their fuels	
		Manufacturing	1.13 kg CO <sub>2</sub> -equiv.	89% Thermal energy	
	Transport	Transport Gate to User		Means of transport (truck, container ship) and their fuels	Transport & Installation : Inorganic emissions to air, Carbon dioxide
	Installation	Installation		67% Adhesive 20% Incineration of cutting waste	
	Use	Use		79% Electricity 20% Detergent	Use : Inorganic emissions to air, Carbon dioxide
EOL	EOL		Incineration of post-consumer linoleum flooring	EOL : Inorganic emissions to air, Carbon dioxide	
ODP	Production	Raw Material Extraction	98%	38% Tall oil 23% Titanium dioxide 18% Colophony 18% Linseed oil	Production : Halogenated organic emissions to air, R114 (Dichlorotetrafluorethane), Halon (1301)
		Transport of Raw materials	< 0.01%	Means of transport (truck, container ship) and their fuels	
		Manufacturing	2%	100% Wooden pallets	
	Transport	Transport Gate to User		Means of transport (truck, container ship) and their fuels	Transport & Installation : Halogenated organic emissions to air, R114 (Dichlorotetrafluorethane)
	Installation	Installation		100% Adhesive	
	Use	Use		100% Detergent	Use : Halogenated organic emissions to air, R11 (Trichlorofluoromethane), R114 (Dichlorotetrafluorethane)
EOL	EOL		Incineration of post-consumer linoleum flooring	EOL: Halogenated organic emissions to air, Chloromethane (Methyl chloride)	
AP	Production	Raw Material Extraction	91%	53% Linseed oil 35% Titanium dioxide	Production : Inorganic emissions to air, Ammonia, NO <sub>x</sub> , Sulphur dioxide Production : inorganic emissions to fresh water, Hydrogen chloride
		Transport of Raw materials	7%	Means of transport (truck, container ship) and their fuels	
		Manufacturing	2%	82% Thermal energy	
	Transport	Transport Gate to User		Means of transport (truck, container ship) and their fuels	Transport & Installation : Inorganic emissions to air, NO <sub>x</sub> , Sulphur dioxide
	Installation	Installation		95% Adhesive	
	Use	Use		87% Electricity 12% Detergent	Use : Inorganic emissions to air, Nitrogen oxides, Sulphur dioxide
EOL	EOL		Incineration of post-consumer linoleum flooring	EOL : Inorganic emissions to air, Nitrogen oxide, Sulphur dioxide	
EP	Production	Raw Material Extraction	96%	91% Linseed oil	Production : Inorganic emissions to air, Ammonia, NO <sub>x</sub> Production : Inorganic emissions to fresh water, Nitrate, Nitrogen organic bounded, Phosphate
		Transport of Raw materials	3%	Means of transport (truck, container ship) and their fuels	
		Manufacturing	1%	74% Thermal energy	
	Transport	Transport Gate to User		Means of transport (truck, container ship) and their fuels	Transport & Installation : Inorganic emissions to air, NO <sub>x</sub>
	Installation	Installation		91% Adhesive	
	Use	Use		64% Electricity 45% Detergent and waste water treatment	Use : Inorganic emissions to air, NO <sub>x</sub>
EOL	EOL		Incineration of post-consumer linoleum flooring	EOL : Inorganic emissions to air, NO <sub>x</sub>	



# ENVIRONMENTAL PRODUCT DECLARATION



FLOORING SYSTEMS

Marmoleum Modular Slate & Walton  
Resilient Linoleum Floor Covering

According to ISO 14025 and EN 15804

Impact Category	Stage	Module		Main contributor	Main contributing flows
POCP	Production	Raw Material Extraction	90%	38% Linseed oil 23% Titanium dioxide 27% Polyester	Production : Inorganic emissions to air, Carbon monoxide, NO <sub>x</sub> , Sulphur dioxide Production : Group NMVOC to air, NMVOC (unspecified)
		Transport of Raw materials	4%	Means of transport (truck, container ship) and their fuels	
		Manufacturing	6%	94% Thermal energy	
	Transport	Transport Gate to User		Means of transport (truck, container ship) and their fuels	Transport & Installation : Inorganic emissions to air, NO <sub>x</sub>
	Installation	Installation		97% Adhesive	Transport & Installation : Group NMVOC to air, NMVOC (unspecified)
	Use	Use		76% electricity 22% Detergent	Use : Inorganic emissions to air, Sulphur dioxide
EOL	EOL		Incineration of post-consumer linoleum flooring	EOL : Inorganic emissions to air, Carbon monoxide, NO <sub>x</sub> , Sulphur dioxide EOL : Group NMVOC to air, NMVOC (unspecified), Methane	
ADPe	Production	Raw Material Extraction	96%	24% Tall oil 19% Titanium dioxide 37% Polyester	Production : Nonrenewable elements, Copper, Lead, Phosphorus Production : Nonrenewable resources, Sodium chloride (Rock salt)
		Transport of Raw materials	<0,5%	Means of transport (truck, container ship) and their fuels	
		Manufacturing	4%	63% Hydropower 25% Thermal energy	
	Transport	Transport Gate to User		Means of transport (truck, container ship) and their fuels	Transport & Installation : Non renewable resources, Lead-zinc ore
	Installation	Installation		98% Adhesive	
	Use	Use		69% Electricity 28% Detergent	Use : Nonrenewable resources, Sodium chloride (Rock salt)
EOL	EOL		Incineration of post-consumer linoleum flooring	EOL : Nonrenewable resources, Sodium chloride (Rock salt) EOL : Nonrenewable elements, Silver, Copper, Lead	
ADPf	Production	Raw Material Extraction	70%	29% Linseed oil 45% Polyester 11% Tall oil	Production : Crude oil resource, Crude oil (in MJ) Production : Hard coal resource, hard coal (in MJ) Production : Natural gas (resource), Natural gas (in MJ)
		Transport of Raw materials	2%	Means of transport (truck, container ship) and their fuels	
		Manufacturing	28%	100% Thermal energy	
	Transport	Transport Gate to User		Means of transport (truck, container ship) and their fuels	Transport & Installation : Crude oil resource, Crude oil (in MJ)
	Installation	Installation		99% Adhesive	Transport & Installation : Natural gas (resource), Natural gas (in MJ)
	Use	Use		70% electricity 30% Detergent	Use : Hard coal resource, hard coal (in MJ), Natural gas (in MJ)
EOL	EOL		Incineration of post-consumer linoleum flooring	EOL : Natural gas (resource), Natural gas (in MJ)	
Ecotoxicity	Production	Raw Material Extraction	83%	10% Linseed oil 82% Polyester	Production : Hydrocarbons to fresh water, Anthracene, Phenol (Hydroxy benzene), Methanol
		Transport of Raw materials	8%	Means of transport (truck, container ship) and their fuels	
		Manufacturing	9%	38% Packaging end product 60% Thermal energy	
	Transport	Transport Gate to User		Means of transport (truck, container ship) and their fuels	Transport & installation : Hydrocarbons to fresh water, Anthracene, Phenol (Hydroxy benzene), Methanol
	Installation	Installation		99% Adhesive	
	Use	Use		11% Detergent	Use : Hydrocarbons to fresh water,





# ENVIRONMENTAL PRODUCT DECLARATION



FLOORING SYSTEMS

Marmoleum Modular Slate & Walton  
Resilient Linoleum Floor Covering

According to ISO 14025 and EN 15804

Impact Category	Stage	Module		Main contributor	Main contributing flows
				88% Electricity	Anthracene, Phenol (Hydroxy benzene), Methanol
	EOL	EOL		Incineration of post-consumer linoleum flooring	EOL : Hydrocarbons to fresh water, Anthracene, Phenol (Hydroxy benzene), Methanol
Human toxicity, cancer	Production	Raw Material Extraction	18%	15% Linseed oil 50% Polyester 14% Tall oil	Production : Group NMVOC to air, Formaldehyde (Methanal), Polychlorinated dibenzo-p-furans (2,3,7,8-TCDD)
		Transport of Raw materials	1%	Means of transport (truck, container ship) and their fuels	
		Manufacturing	91%	53% Thermal energy 47% Hydropower	
	Transport	Transport Gate to User		Means of transport (truck, container ship) and their fuels	Transport & Installation : Group NMVOC to air, Formaldehyde (Methanal), Polychlorinated dibenzo-p-furans (2,3,7,8-TCDD)
	Installation	Installation		99% adhesive	
	Use	Use		93% Electricity	Use : Group NMVOC to air, Formaldehyde (Methanal), Polychlorinated dibenzo-p-furans (2,3,7,8-TCDD)
	EOL	EOL		Incineration of post-consumer linoleum flooring	EOL : Group NMVOC to air, Formaldehyde (Methanal), Polychlorinated dibenzo-p-furans (2,3,7,8-TCDD)
Human toxicity, non canc.	Production	Raw Material Extraction	78%	62% Lacquer 13% Linseed oil 11% Polyester	Production : Group NMVOC to air, NMVOC (unspecified), Methyl Methacrylate (MMA)
		Transport of Raw materials	1%	Means of transport (truck, container ship) and their fuels	
		Manufacturing	21%	100% Thermal energy	
	Transport	Transport Gate to User		Means of transport (truck, container ship) and their fuels	Transport & Installation : Group NMVOC to air, NMVOC (unspecified), Hexane, Methyl Methacrylate (MMA)
	Installation	Installation		100% adhesive	
	Use	Use		77% electricity 23% Detergent	Use : Group NMVOC to air, NMVOC (unspecified), Xylene, Formaldehyde (Methanal)
	EOL	EOL		Incineration of post-consumer linoleum flooring	EOL : Group NMVOC to air, NMVOC (unspecified), Formaldehyde (Methanal), Xylene



# ENVIRONMENTAL PRODUCT DECLARATION



FLOORING SYSTEMS

Marmoleum Modular Slate & Walton  
Resilient Linoleum Floor Covering

According to ISO 14025 and EN 15804

## Description of Selected Impact Categories

### Abiotic Depletion Potential

The abiotic depletion potential covers all-natural resources such as metal containing ores, crude oil and mineral raw materials. Abiotic resources include all raw materials from non-living resources that are non-renewable. This impact category describes the reduction of the global amount of non-renewable raw materials. Non-renewable means a time frame of at least 500 years. This impact category covers an evaluation of the availability of natural elements in general, as well as the availability of fossil energy carriers.

ADP (elements) describes the quantity of non-energetic resources directly withdrawn from the geosphere. It reflects the scarcity of the materials in the geosphere and is expressed in Antimony equivalents. The characterization factors are published by the CML, Oers 2010.

Are fossil energy carriers included in the impact category, it is ADP (fossil). Fossil fuels are used similarly to the primary energy consumption; the unit is therefore also MJ. In contrast to the primary fossil energy ADP fossil does not contain uranium, because this does not count as a fossil fuel.

### Primary energy consumption

Primary energy demand is often difficult to determine due to the various types of energy source. Primary energy demand is the quantity of energy directly withdrawn from the hydrosphere, atmosphere or geosphere or energy source without any anthropogenic change. For fossil fuels and uranium, this would be the amount of resource withdrawn expressed in its energy equivalent (i.e. the energy content of the raw material). For renewable resources, the energy-characterized amount of biomass consumed would be described. For hydropower, it would be based on the amount of energy that is gained from the change in the potential energy of water (i.e. from the height difference). As aggregated values, the following primary energies are designated:

The total **“Primary energy consumption non-renewable”**, given in MJ, essentially characterizes the gain from the energy sources natural gas, crude oil, lignite, coal and uranium. Natural gas and crude oil will both be used for energy production and as material constituents e.g. in plastics. Coal will primarily be used for energy production. Uranium will only be used for electricity production in nuclear power stations.

The total **“Primary energy consumption renewable”**, given in MJ, is generally accounted separately and comprises hydropower, wind power, solar energy and biomass. It is important that the end energy (e.g. 1 kWh of electricity) and the primary energy used are not miscalculated with each other; otherwise the efficiency for production or supply of the end energy will not be accounted for. The energy content of the manufactured products will be considered as feedstock energy content. It will be characterised by the net calorific value of the product. It represents the still usable energy content.

### Waste categories

There are various different qualities of waste. For example, waste can be classed according to German and European waste directives. The modelling principles have changed with the last GaBi4 database update in October 2006. Now



# ENVIRONMENTAL PRODUCT DECLARATION



FLOORING SYSTEMS

Marmoleum Modular Slate & Walton  
Resilient Linoleum Floor Covering

According to ISO 14025 and EN 15804

all LCA data sets (electricity generation, raw material etc.) already contain the treatment of the waste with very low waste output at the end of the stage. So the amount of waste is predominantly caused by foreground processes during the production phase. This is important for the interpretation of waste amounts.

From a balancing point of view, it makes sense to divide waste into three categories. The categories overburden/tailings, industrial waste for municipal disposal and hazardous waste will be used.

**Overburden / tailings** in kg: This category consists of the layer which must be removed in order to access raw material extraction, ash and other raw material extraction conditional materials for disposal. Also included in this category are tailings such as inert rock, slag, red mud etc.

**Industrial waste for municipal disposal** in kg: This term contains the aggregated values of industrial waste for municipal waste according to 3. AbfVwV TA SiedIABf.

**Hazardous waste** in kg: This category includes materials that will be treated in a hazardous waste incinerator or hazardous waste landfill, such as painting sludges, galvanic sludges, filter dusts or other solid or liquid hazardous waste and radioactive waste from the operation of nuclear power plants and fuel rod production.

## Global Warming Potential (GWP)

The mechanism of the greenhouse effect can be observed on a small scale, as the name suggests, in a greenhouse. These effects are also occurring on a global scale. The occurring short-wave radiation from the sun comes into contact with the earth's surface and is partly absorbed (leading to direct warming) and partly reflected as infrared radiation. The reflected part is absorbed by so-called greenhouse gases in the troposphere and is re-radiated in all directions, including back to earth. This results in a warming effect on the earth's surface.

In addition to the natural mechanism, the greenhouse effect is enhanced by human activities. Greenhouse gases that are considered to be caused, or increased, anthropogenically are, for example, carbon dioxide, methane and CFCs. *Figure A1* shows the main processes of the anthropogenic greenhouse effect. An analysis of the greenhouse effect should consider the possible long term global effects.

The global warming potential is calculated in carbon dioxide equivalents (CO<sub>2</sub>-Eq.). This means that the greenhouse potential of an emission is given in relation to CO<sub>2</sub>. Since the residence time of the gases in the atmosphere is incorporated into the calculation, a time range for the assessment must also be specified. A period of 100 years is customary.

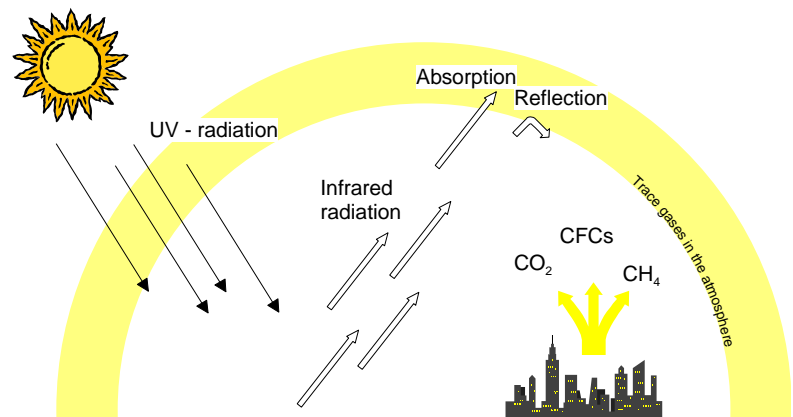


Figure A1: Greenhouse effect (KREISSIG 1999)

# ENVIRONMENTAL PRODUCT DECLARATION



FLOORING SYSTEMS

Marmoleum Modular Slate & Walton  
Resilient Linoleum Floor Covering

According to ISO 14025 and EN 15804

## Acidification Potential (AP)

The acidification of soils and waters predominantly occurs through the transformation of air pollutants into acids. This leads to a decrease in the pH-value of rainwater and fog from 5.6 to 4 and below. Sulphur dioxide and nitrogen oxide and their respective acids ( $H_2SO_4$  and  $HNO_3$ ) produce relevant contributions. This damages ecosystems, whereby forest dieback is the most well-known impact.

Acidification has direct and indirect damaging effects (such as nutrients being elutriated from soils or an increased solubility of metals into soils). But even buildings and building materials can be damaged. Examples include metals and natural stones which are corroded or disintegrated at an increased rate.

When analysing acidification, it should be considered that although it is a global problem, the regional effects of acidification can vary. *Figure A2* displays the primary impact pathways of acidification.

The acidification potential is given in sulphur dioxide equivalents ( $SO_2$ -Eq.). The acidification potential is described as the ability of certain substances to build and release  $H^+$  - ions. Certain emissions can also be considered to have an acidification potential, if the given S-, N- and halogen atoms are set in proportion to the molecular mass of the emission. The reference substance is sulphur dioxide.

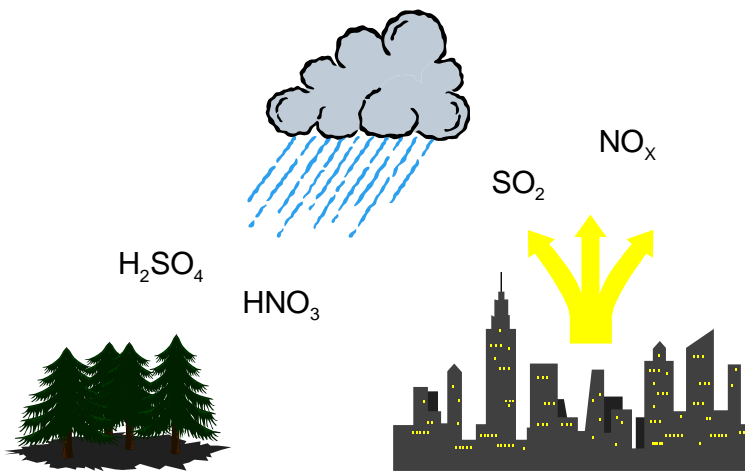


Figure A2: Acidification Potential (KREISSIG 1999)

## Eutrophication Potential (EP)

Eutrophication is the enrichment of nutrients in a certain place. Eutrophication can be aquatic or terrestrial. Air pollutants, waste water and fertilization in agriculture all contribute to eutrophication.

The result in water is an accelerated algae growth, which in turn, prevents sunlight from reaching the lower depths. This leads to a decrease in photosynthesis and less oxygen production. In addition, oxygen is needed for the decomposition of dead algae. Both effects cause a decreased oxygen concentration in the water, which can eventually lead to fish dying and to anaerobic decomposition (decomposition without the presence of oxygen). Hydrogen sulphide and methane are thereby produced. This can lead, among others, to the destruction of the eco-system.

On eutrophicated soils, an increased susceptibility of plants to diseases and pests is often observed, as is a degradation of plant stability. If the nitrification level exceeds the amounts of nitrogen necessary for a maximum harvest, it can lead to an enrichment of nitrate. This can cause, by means of leaching, increased nitrate content in groundwater. Nitrate also ends up in drinking water.

# ENVIRONMENTAL PRODUCT DECLARATION



FLOORING SYSTEMS

Marmoleum Modular Slate & Walton  
Resilient Linoleum Floor Covering

According to ISO 14025 and EN 15804

Nitrate at low levels is harmless from a toxicological point of view. However, nitrite, a reaction product of nitrate, is toxic to humans. The causes of eutrophication are displayed in Figure A3. The eutrophication potential is calculated in phosphate equivalents (PO<sub>4</sub>-Eq). As with acidification potential, it's important to remember that the effects of eutrophication potential differ regionally.

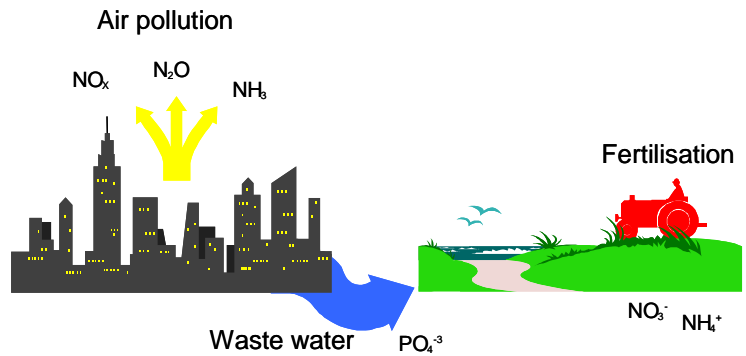


Figure A3: Eutrophication Potential (KREISSIG 1999)

## Photochemical Ozone Creation Potential (POCP)

Despite playing a protective role in the stratosphere, at ground-level ozone is classified as a damaging trace gas. Photochemical ozone production in the troposphere, also known as summer smog, is suspected to damage vegetation and material. High concentrations of ozone are toxic to humans.

Radiation from the sun and the presence of nitrogen oxides and hydrocarbons incur complex chemical reactions, producing aggressive reaction products, one of which is ozone. Nitrogen oxides alone do not cause high ozone concentration levels. Hydrocarbon emissions occur from incomplete combustion, in conjunction with petrol (storage, turnover, refueling etc.) or from solvents. High concentrations of ozone arise when the temperature is high, humidity is low, when air is relatively static and when there are high concentrations of hydrocarbons. Today it is assumed that the existence of NO and CO reduces the accumulated ozone to  $\text{NO}_2$ ,  $\text{CO}_2$  and  $\text{O}_2$ . This means, that high concentrations of ozone do not often occur near hydrocarbon emission sources. Higher ozone concentrations more commonly arise in areas of clean air, such as forests, where there is less NO and CO (Figure A4).

In Life Cycle Assessments, photochemical ozone creation potential (POCP) is referred to in ethylene-equivalents (C<sub>2</sub>H<sub>4</sub>-Eq.). When analyzing, it's important to remember that the actual ozone concentration is strongly influenced by the weather and by the characteristics of the local conditions.

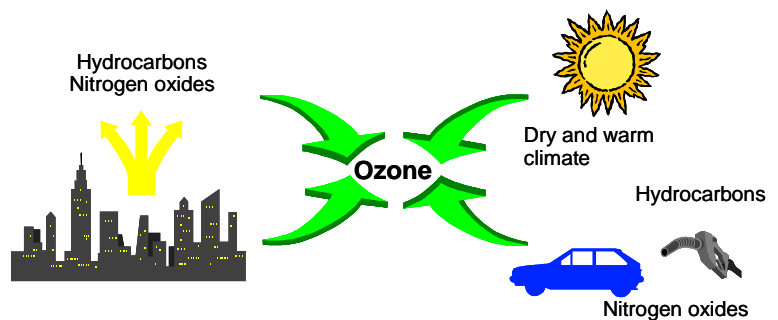


Figure A4: Photochemical Ozone Creation Potential

## Ozone Depletion Potential (ODP)

Ozone is created in the stratosphere by the disassociation of oxygen atoms that are exposed to short-wave UV-light. This leads to the formation of the so-called ozone layer in the stratosphere (15 - 50 km high). About 10 % of this ozone



# ENVIRONMENTAL PRODUCT DECLARATION



FLOORING SYSTEMS

Marmoleum Modular Slate & Walton  
Resilient Linoleum Floor Covering

According to ISO 14025 and EN 15804

reaches the troposphere through mixing processes. In spite of its minimal concentration, the ozone layer is essential for life on earth. Ozone absorbs the short-wave UV-radiation and releases it in longer wavelengths. As a result, only a small part of the UV-radiation reaches the earth.

Anthropogenic emissions deplete ozone. This is well-known from reports on the hole in the ozone layer. The hole is currently confined to the region above Antarctica, however another ozone depletion can be identified, albeit not to the same extent, over the mid-latitudes (e.g. Europe). The substances which have a depleting effect on the ozone can essentially be divided into two groups; the fluorine-chlorine-hydrocarbons (CFCs) and the nitrogen oxides (NOX). *Figure A5* depicts the procedure of ozone depletion.

One effect of ozone depletion is the warming of the earth's surface. The sensitivity of humans, animals and plants to UV-B and UV-A radiation is of particular importance. Possible effects are changes in growth or a decrease in harvest crops (disruption of photosynthesis), indications of tumors (skin cancer and eye diseases) and decrease of sea plankton, which would strongly affect the food chain. In calculating the ozone depletion potential, the anthropogenically released halogenated hydrocarbons, which can destroy many ozone molecules, are recorded first. The so-called Ozone Depletion Potential (ODP) results from the calculation of the potential of different ozone relevant substances.

This is done by calculating, first of all, a scenario for a fixed quantity of emissions of a CFC reference (CFC 11). This results in an equilibrium state of total ozone reduction. The same scenario is considered for each substance under study whereby CFC 11 is replaced by the quantity of the substance. This leads to the ozone depletion potential for each respective substance, which is given in CFC 11 equivalents. An evaluation of the ozone depletion potential should take the long term, global and partly irreversible effects into consideration.

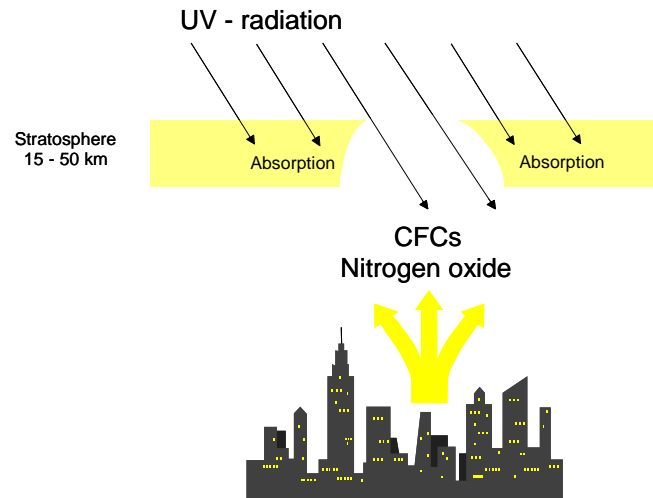


Figure A5:

Ozone Depletion Potential (KREISSIG 1999)



# ENVIRONMENTAL PRODUCT DECLARATION



FLOORING SYSTEMS

Marmoleum Modular Slate & Walton  
Resilient Linoleum Floor Covering

According to ISO 14025 and EN 15804

## References

GABI 8 2012	THINKSTEP AG; GaBi 8: Software-System and Database for Life Cycle Engineering. Copyright, TM. Stuttgart, Echterdingen, 1992-2017.
GABI 8 2012D	GaBi 8: Documentation of GaBi 8: Software-System and Database for Life Cycle Engineering. Copyright, TM. Stuttgart, Echterdingen, 1992-2017. <a href="http://documentation.gabi-software.com/">http://documentation.gabi-software.com/</a>
UL ENVIRONMENT PE 2012	UL Environment's Program Operator Rules Description of Selected Impact Categories, Thinkstep AG, 2012
ILCD Handbook: General guide for Life Cycle Assessment - Detailed guidance	European Commission-Joint Research Centre - Institute for Environment and Sustainability: International Reference Life Cycle Data System (ILCD) Handbook- Recommendations for Life Cycle Impact Assessment in the European context. First edition November 2011. EUR 24571 EN. Luxemburg. Publications Office of the European Union; 2011
<b>STANDARDS AND LAWS</b>	
DIN EN ISO 14044	Environmental management - Life cycle assessment - Requirements and guidelines (ISO 14044:2006); English version EN ISO 14044
ISO 14025 2006	EN ISO 14025: Environmental labels and declarations — Type III environmental declarations — Principles and procedures
ISO 14040 2006	Environmental management - Life cycle assessment - Principles and framework (ISO 14040); English version EN ISO 14040
CEN/TR 15941	Sustainability of construction works - Environmental product declarations - Methodology for selection and use of generic data; German version CEN/TR 15941
EN 16810	Resilient, textile and laminate floor coverings - Environmental product declarations - Product category rules
ISO 24011	Resilient floor coverings - Specification for plain and decorative linoleum
CPR	REGULATION (EU) No 305/2011 OF THE EUROPEAN PARLIAMENT AND OF THE COUNCIL of 9 March 2011 laying down harmonised conditions for the marketing of construction products and repealing Council Directive 89/106/EEC
EN-ISO 10874	Resilient, textile and laminate floor coverings – Classification

