



llington  
demy



Uniclass	L5367	EPIC E42
Cl/StB	(71.3)	X

October 2016



# nuway<sup>®</sup>

creating better environments



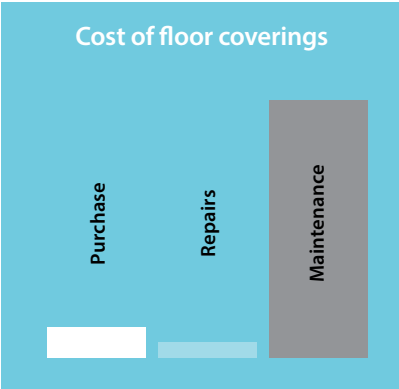

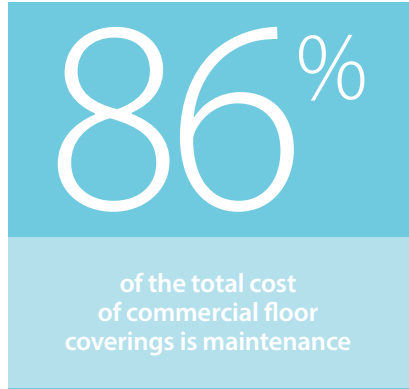
FLOORING SYSTEMS

# ENTRANCE FLOORING SYSTEMS **SAVE MONEY** ...



Research shows that up to 94% of the dirt entering a building is brought in on the soles of shoes and the tyres of wheeled traffic. This wet and dry soiling makes interiors look dirty and unattractive, causes damage to interior floor coverings and finishes and creates unnecessary health and safety hazards.

If effective measures are not taken to avoid this problem, the repair and maintenance costs of a typical floor covering over its lifespan could be nine times the cost of the original investment. A well designed entrance flooring system will prevent dirt and moisture from being tracked in and thereby prolong the life of interior flooring and reduce cleaning, repair and overall maintenance costs.



# ... AND **PROTECT** PEOPLE AND INTERIORS



Entrance flooring systems also have a critical safety role to play.

Falls and slips & trips, combined, accounted for **more than a third (36%) of reported employee injuries**. They accounted for nearly six in ten specified injuries (59%) and almost three in ten (29%) over-seven-day injuries to employees (RIDDOR)\*, causing suffering and financial loss for individuals, companies and society at large.

Wet and dry soiling can both create slip hazards but by taking sensible decisions over flooring surfaces and installing effective entrance matting, the potential for slipping can be dramatically reduced.

**There are two major pieces of legislation/guidance documents that affect the specification of EFS's.**

**British Standard 7953: 1999 Part 3.1 Guidance document**

- Definition of an EFS
- The role of an EFS
- Product types

**British Standard 8300: 2009+A1:2010**

Making entrances safe and accessible for all.

**The British Standard states why we need an entrance system and also what its role is.**

**The WELL Building Standard®** also recommends the use of entrance matting as an important tool to reduce pollutants entering the building.

**The role of an entrance flooring system British Standard 7953 Part 5.1**

*"The entrance flooring system should scrape, wipe and retain soil, making contact with both feet of people entering the building and, in the case of wheeled traffic, with the circumference of the wheels."*

**British Standard 7953: 1999 states that an EFS is necessary in order to:**

- Reduce the risk of slip injuries
- Prolong the life of the interior floor finish
- Reduce the cost of ongoing maintenance

Health and Safety and the Equality Act legislation imposes a duty of care on those who own and manage public buildings to prevent interior floor surfaces from becoming hazardous.

The safety needs of the elderly, the infirm and those with impairments must be given a high priority. Floors must be kept clean, dry and safe and offer an appropriate co-efficient of friction (slip-resistance) for pedestrians and good wheel grip for wheel chair users.

**Equality Act 2010**

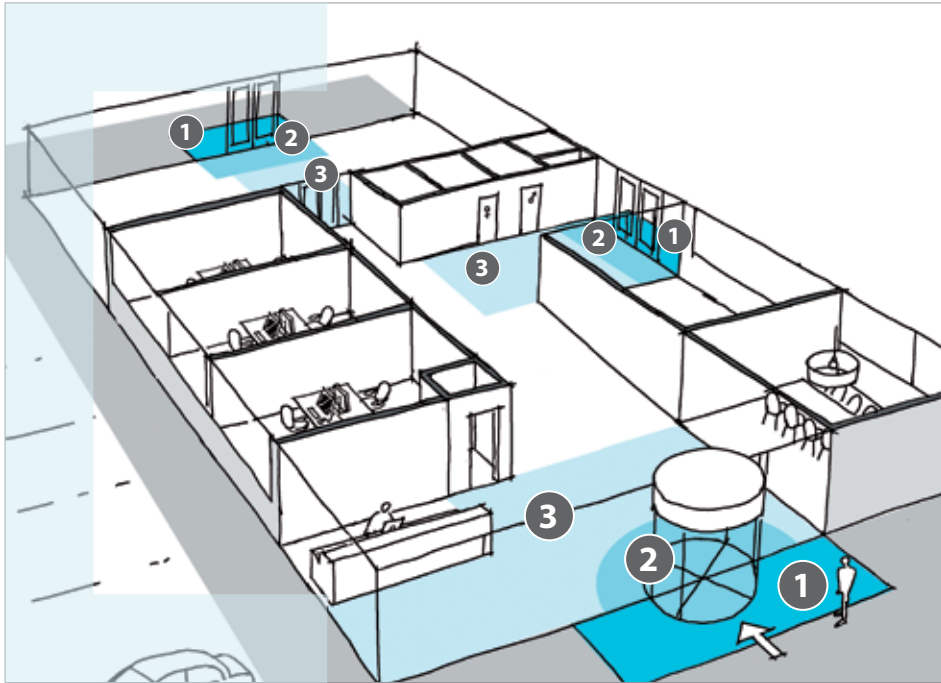
**British Standard 8300: 2009+A1:2010 Design of Buildings and their approaches to meet the needs of disabled people – Code of practice**

*"...The ingress of soil and surface moisture to buildings, or their transfer between adjacent internal areas, should be reduced to the lowest practical level, e.g. through the use of appropriate entrance matting systems conforming to British Standard 7953..."*

**Loose lay mats and coir are advised against.**

\*Source, Health and Safety Executive - Kinds of accident in Great Britain, 2014/2015

WHICH ENTRANCE FLOORING SYSTEM SHOULD I CHOOSE?



Creating an effective entrance flooring system

- Think about **footfall** – the number of people walking in and out
- Think about **traffic routes** – the directions they approach the entrance and where they walk once inside
- Think about **location** – do you have space to include an external entrance?
- Think about first **impressions** – how can you keep your impressive reception area looking pristine
- Avoid using loose lay mats as the HSE advises against their use.

Source HSE elearning module 'Watch your Step'

Application

1 OUTSIDE USE

External entrance systems will defend against soil and the coarsest of foot-borne dirt.

2 INSIDE USE

Moving inside, the next line of defence, is used to remove foot-borne moisture and finer dirt particles.

3 OTHER CIRCULATION AREAS

Other areas in the building also suffer from soil and moisture; reception areas, corridors, walkways to other parts of the building, elevators, staircase exits, etc. All these areas will be prone to residual soiling and will benefit highly from a purposely designed Coral entrance mat to absorb this soiling.

We're here to help

We realise that specifying an entrance flooring system can seem a bit daunting and that's why we have an Entrance Flooring Systems Customer Service team who are specialist advisers on all aspects of Nuway. They can explain the differences between the four Nuway ranges and then guide you through the more technical aspects such as open or closed format, depth of product, how to measure and any accessories you may need to ensure that the product specified meets your needs precisely.

Just call them on **01773 740 688** or email **efs.flooring.uk@forbo.com**. They'll be happy to hear from you.

WHAT DO I NEED TO CONSIDER?

Where to use?	Internal or External?	Reversible	Finishes – Reversible		Removes Moisture	Which should I choose?	Guarantee
			<div>Scraper bars</div> <div></div>	<div>Wiper strips</div> <div></div>			
The location, type and level of traffic affects the choice of product.	Product outside will defend against soil and the coarsest of foot-borne dirt.  Inside it will defend against foot-borne moisture and finer dirt particles.	Double sided rigid entrance systems can be reversible, effectively doubling their lifespan.  Please see the table below to see which products are reversible.	There is a wide choice of wiper strips and scraper bars/carriers and inserts to allow our Nuway entrance systems to co-ordinate with all interior finishes.		Removing moisture from the soles of shoes is vital to prevent slipping.	Each product in our Nuway collection offers differing benefits and features. See pages 7 and 8 for more details.	Standard Guarantee is up to 10 years, depending on the product. Installations by FESSI's (Forbo Entrance System Specialist Installer) have an extended guarantee*.
			Carriers	Inserts coral®			
			<div>Scraper Bars</div> <div>As the name suggests, they scrape soil from the traffic walking across the entrance system.</div>	<div>Wiper Strips</div> <div>Prime rubber and polyamide fibre remove moisture and fine dirt</div>			
			<div>Single sided carriers</div> <div>with crimping action to secure insert.</div>	<div>Single sided inserts</div> <div>Mix and match with Ultragrip rubber, bristle and a wide range of Coral inserts which allow colour coordination with interior finishes.</div>			

	Application			Intense traffic	Extreme point loading	Reversible	Guarantee
nuway <sup>®</sup> tuftiguard	1 + 2						15 years*
nuway <sup>®</sup> tuftiguard HD	1 + 2						15 years*
nuway <sup>®</sup> connect	1 + 2						7 years*
nuway <sup>®</sup> grid	1 + 2						7 years*

\*Nuway installations undertaken by a Forbo Entrance System Specialised Installer (FESSI) are guaranteed for up to 15 years (7 years for Bamboo).

 <p>nuway® tuftguard HD</p>	 <p>Nuway Tuftguard HD is strong enough to cope with high point loads of up to 900Kg/cm².</p>	 <p>nuway® tuftguard</p>	 <p><b>OPEN</b> <b>CLOSED</b></p> <p>Most Nuway ranges offer a choice of open or closed construction to meet individual requirements.</p>
		 <p><b>100%</b> of the aluminium used in Nuway Tuftguard mats is recycled.</p>	 <p><b>DOUBLE DOUBLE</b></p> <p>Nuway Tuftguard can be reversible, effectively doubling its life.</p>
 <p>nuway® tuftguard bamboo</p>	 <p>Nuway Tuftguard is available in Bamboo, a sustainable species of grass.</p>	 <p><b>100%</b> of aluminium and steel waste from our Nuway production is recycled.</p>	 <p><b>SINGLE + coral®</b></p> <p>Nuway single sided ranges are available with Coral inserts for colour co-ordination.</p>
 <p>Nuway Tuftguard Bamboo prevents strobing in bright entrances.</p>	 <p>Nuway Tuftguard Bamboo is ideal for use alongside timber interior finishes.</p>		

WHY CHOOSE NUWAY?


 <p>Nuway entrance systems use anodised aluminium to reduce reflection and glare.</p>	 <p><b>SINGLE + DOUBLE</b></p> <p>Available in both double and single sided versions to match all budgets.</p>	 <p>nuway® grid</p>	 <p>Nuway grid is easy to shape on site.</p>
 <p>nuway® connect</p>	 <p>Nuway Connect in open format is rollable for ease of cleaning.</p>	 <p>A well designed entrance system will prevent dirt and moisture entering a building, prolong the life of interior finishes, reduce cleaning and repair costs and prevent slips.</p>	
 <p><b>GUARANTEE</b> <b>15</b> <b>UP TO YEARS</b></p>		 <p><i>customise</i> <b>nuway®</b></p> <p>All Nuway mats can be customised with names, logos and corporate messages.</p>	
			 <p>nuway® <b>coral®</b></p> <p>Can be colour co-ordinated with Coral textile entrance products.</p>



PAGE  
11

nuway® tuftiguard

The original and most widely used rigid entrance mat in the UK. Reversible, effectively doubling its lifespan and guaranteed for up to 15 years. Available in open or closed format with single or double wiper strips for increased moisture removal.



Tuftiguard plain

Ideal for external entrances.



Tuftiguard classic

Our best seller.



Tuftiguard design

For increased colour and design.

A well designed entrance flooring system will prevent dirt and moisture from being tracked in, prolong the life of interior flooring, reduce cleaning, repair and overall maintenance costs and prevent slips and trips.

THE NUWAY COLLECTION AT A GLANCE



PAGE  
11

nuway® tuftiguard black anodised

All the benefits of Tuftiguard combined with a matt black aesthetic. The black anodised scraper bars are available in Tuftiguard Classic or Tuftiguard Design.



PAGE  
13

nuway® tuftiguard bamboo

Ideal for use alongside timber finishes and offering excellent sustainability credentials. The Bamboo scraper bars are available in Tuftiguard Classic or Tuftiguard Design.



PAGE  
16

nuway® tuftiguard HD

For entrances with intense traffic and high point loads.



PAGE  
23

nuway® connect

Single sided product offering 'mix and match' opportunities including bristle, Ultragrip rubber and Coral inserts.



PAGE  
31

nuway® grid

Single sided product available with 12 inserts, including Ultragrip rubber for sure footing in multi-directional entrances.



At the heart of the Nuway range, **Tuftiguard Classic** is the most widely used rigid engineered entrance mat in the UK. Tuftiguard has the **durability, strength and structural integrity** to deliver **excellent performance and appearance retention** in intense traffic locations.

- High tensile steel linkages give Nuway Tuftiguard **construction integrity**
- Tuftiguard mats can sit in a matwell or can be used with ramp systems
- For multi-directional entrances, Nuway Tuftiguard is **available in 50cm tile format**
- Tuftiguard is available in **open or closed construction** to suit the location of the mat and preferred cleaning regime
- Tuftiguard is **available with single wiper strips or double wiper strips** where extra moisture absorption is required or where the entrance is less than 3 metres deep
- Tuftiguard is available in a **choice of depths** to match most matwells. Ramp frames are also available
- **Scraper bars**, as the name suggests, scrape soil from the traffic crossing the entrance system



- **Wiper strips** remove moisture and finer dirt
- In our **Black anodised** aluminium mats, the black anodised finish is **removed from the tip of the scraper bars** to ensure a **consistent appearance** across the mat.

There are three different styles of Tuftiguard, each offering a different level of design and performance flexibility.

	Best Seller Tuftiguard Classic	Tuftiguard Plain	Tuftiguard Design
Suitable for external / interior entrances	INT	EXT	INT
Reversible	DOUBLE SIDED		
Colours of wiper strips available	Buffed for maximum dirt hiding	Unbuffed rubber for use in external entrances	Additional choice of 9 colours to reflect interior colour schemes
Wiper strip format	Single wiper strip	Double wiper strip for increased moisture removal and where the entrance is less than 3m deep	
Colours of scraper bars available	Anodised aluminium Suitable for most areas	Black anodised aluminium (Internal only) Offering a matt aesthetic and helps prevent strobing in bright entrances	Bamboo (Internal only) Sustainable and ideal for use alongside timber finishes
Depth options	12mm	or	17mm
Construction of mat	CLOSED	or OPEN	Open construction, ideal for external entrances as it can store more wet and dry soil. The new open construction design is heel proof.
Guarantee	GUARANTEE 10 YEARS*		
Where to use?	Very heavy and intense traffic areas.		

\* For details on FESSI's please visit [www.forbo-flooring.co.uk/FESSI](http://www.forbo-flooring.co.uk/FESSI)

CONSIDERATIONS

As with all aluminium matting systems of this type, in very brightly lit areas, the strong contrast between a light aluminium scraper bar and a dark wiper strip can sometimes create a strobe effect which should be prevented. To avoid disorientating pedestrians affected by this type of visual disturbance, consider using Bamboo or Black anodised scraper bars or a less contrasting wiper strip.

# NEW TUFTIGUARD BAMBOO – THE SUSTAINABLE CHOICE



- Bamboo is a **sustainable** species of grass
- Tuftiguard Bamboo uses **moso bamboo** which outperforms the very best hardwood species, making it the best natural solution in heavy traffic situations.
- Moso bamboo is the **fastest growing** plant in the world
- Moso bamboo is **sourced from sustainably managed forests** and plantations and is **FSC® certified**
- As Bamboo is a **natural product**, there will be some **slight colour variances** between the scraper bars
- Again, as it's a **natural product**, the mat may **fade** slightly over time and could lose some **small splinters** during its life cycle, however, this **will not affect the structural integrity** of the mat.

BAMBOO SCRAPER BARS



## CONSIDERATIONS

**Bamboo** is a natural product so there will be a variance of colour within the scraper bars and although the Bamboo may fade and lose small 'splinters', the structural integrity of the mat will not be affected.

In very brightly lit areas, the strong contrast between a light aluminium scraper bar and a dark wiper strip can sometimes create a strobe effect, which should be avoided.

To prevent this type of occurrence, consider using scraper bars in **Bamboo** or **Black Anodised Aluminium**.

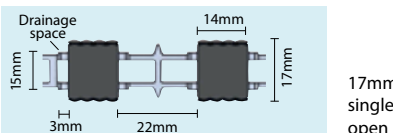
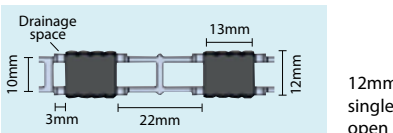
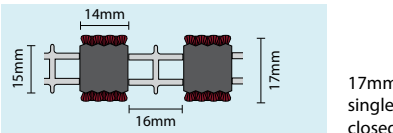
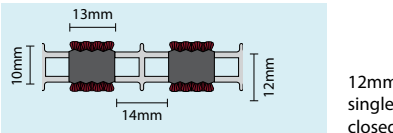


**nuway®** tuftiguard

## DESIGN OPTIONS



Tuftiguard Classic and Design – dimensions



All dimensions are approximate.

### Scraper bars



Aluminium (Universal)



Black Anodised Aluminium (Classic & Design)



Bamboo (Classic & Design)

### Wiper bar options

Plain and Classic



Unbuffed (Plain)



Buffed (Classic)

### Wiper bar options

Design



Charcoal



Ocean



Petrol



Evergreen



Willow



Scarlet



Claret



Violet



Sienna

For more detailed information on the dimensions of our Nuway Tuftiguard Entrance Systems, please visit [www.forbo-flooring.co.uk/downloads](http://www.forbo-flooring.co.uk/downloads), or contact our Entrance Flooring Systems Customer Service team on **01773 740 688**.

There are three different styles of Tuftiguard HD, each offering a different level of design and performance flexibility.

Tuftiguard HD Plain



Tuftiguard HD classic



Tuftiguard HD design



Tuftiguard HD classic

- This is the best selling option in our HD collection.
- The wiper strip is buffed rubber for maximum dirt hiding as most dirt is light grey
  - The ridged scraper bars help to prevent glare

Tuftiguard HD plain

As the Classic offer but with an unbuffed wiper strip making it suitable for external entrances


Tuftiguard HD design

As the Classic offer but with an additional choice of nine wiper strips to reflect interior colour schemes



	Tuftiguard HD Classic	Tuftiguard HD Plain	Tuftiguard HD Design
Suitable for external / interior entrances			
Reversible			
Colours of wiper strips available	Buffed for maximum dirt hiding	Unbuffed rubber for use in external entrances	Additional choice of 9 colours to reflect interior colour schemes
Wiper strip format		Only available in closed format with double wiper strips to ensure maximum performance and durability	
Colours of scraper bars available	Aluminium		
Depth options	12mm  or  17mm		
Construction of mat			
Guarantee	*15 years if installed by a FESSI.		
Where to use?	Very heavy and intense traffic areas with high point loading.		

\* For details on FESSI's please visit [www.forbo-flooring.co.uk/FESSI](http://www.forbo-flooring.co.uk/FESSI)



- The ideal matting solution for entrances with **heavy duty loads** and **intense pedestrian and/or wheeled traffic**.
- Patented aluminium scraper bar ensures it's the **strongest type of matting in the Nuway range**, and possibly in the UK.
- Tests have confirmed that Tuftiguard HD **can withstand static loads of up to 900kg/cm<sup>2</sup>** compared with the maximum load of 200kg/cm<sup>2</sup> for standard Tuftiguard mats.
- Aluminium scraper bars have special ridges which **effectively remove dirt** while also being **smooth enough for wheeled traffic** to move easily.

## CONSIDERATIONS

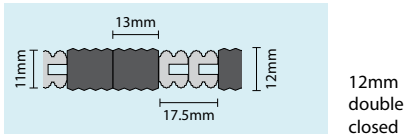
As with all aluminium matting systems of this type, in very brightly lit areas, the strong contrast between a light aluminium scraper bar and a dark wiper strip can sometimes create a strobe effect which should be prevented.

To avoid disorientating pedestrians affected by this type of visual disturbance, consider using a less contrasting wiper strip.

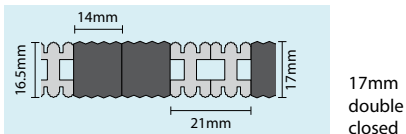
## DESIGN OPTIONS



### Tuftiguard HD plain – dimensions

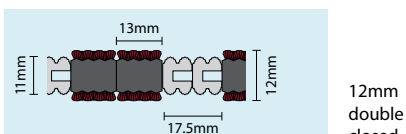


12mm double closed

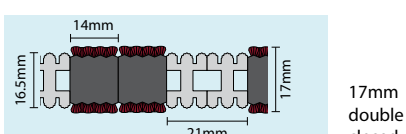


17mm double closed

### Tuftiguard HD classic/design – dimensions



12mm double closed



17mm double closed

All dimensions are approximate.

### Scraper bars

Universal



Aluminium

### Wiper bar options

Plain and Classic



Unbuffed (Plain)



Buffed (Classic)

### Wiper bar options

Design



Charcoal

Ocean

Petrol

Evergreen

Willow



Scarlet

Claret

Violet

Sienna


For more detailed information on the dimensions of our Nuway Tuftiguard Entrance Systems, please visit [www.forbo-flooring.co.uk/downloads](http://www.forbo-flooring.co.uk/downloads), or contact our Entrance Flooring Systems Customer Service team on **01773 740 688**.




- **Ultragrip rubber inserts** have been tested using the Pendulum (the HSE recommended test method) in accordance with BS7976-2 and the UK Slip Resistance Group Guidelines and **offer a low slip risk** in wet and dry conditions.
- **Ultragrip rubber** offers excellent sure footing and is **ideal for multi-directional entrances**. Its high rubber content prevents it getting slippery when wet.
- **Ultragrip rubber** offers improved **underfoot comfort** and **moisture removal** due to its 'pocket' design. It also offers **excellent fire rating properties**.
- A choice of **5 Coral classic inserts** allows colour co-ordination with matching Coral classic sheet product used in the secondary matting zone.
- All three elements, Coral, bristles and Ultragrip rubber, **can be mixed and matched** to create the precise entrance system to meet your needs.
- All inserts can also be **replaced on site** helping to extend the wear life of the product.
- Open construction **Connect** mats **can be rolled up** for ease of cleaning
- The patented product design ensures that the **mat can only be rolled inwardly**, helping **to prevent the bow wave** that can occur on other rollable products.

Nuway Connect is a very versatile roll-up single sided entrance system that's easy to shape on site, making it ideal for awkwardly shaped entrances. It's also available with a wide choice of inserts allowing the mat to be adapted to suit individual requirements.

Connect carrier component structure



10mm



17mm

Inserts

Available with a choice of 5 Coral Classic, 4 row bristle and Ultragrip rubber inserts for internal and external use.


Carrier Section

Low lustre aluminium anodised finish helps to prevent a strobing effect in bright conditions. Note: there is a slight difference in the profile between 10mm and 17/22mm Connect. (see image on the left).

Choose your combination


Nuway Connect is one of the most flexible single sided entrance mats available in the UK. With a choice of 7 inserts, 3 heights and 2 constructions, a Nuway Connect mat can be precisely tailored to your individual requirements.

1  
PICK YOUR  
INSERT




**Coral Classic**

- For picking up moisture and fine dirt
- For interior use only (colours are shown overleaf)



**4-row bristle**


- For removal of coarse dirt
- For exterior and interior use



**Ultragrip rubber**

- Ideal for multi directional entrances
- Proven low slip risk
- Fire rating of Bfls1


2  
MIX & MATCH  
YOUR OPTIONS



**The following options are available if required**


- Ultragrip rubber with bristles (alternating)
- Textile with Ultragrip rubber or bristles (alternating)

3  
CHOOSE YOUR  
CONSTRUCTION



**Open**


- Collect dirt in the matwell rather than on the surface
- Easily rollable for cleaning




**Closed**

- Improved functionality of the mat as there is a greater surface of inserts


4  
SELECT YOUR  
HEIGHT















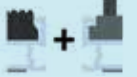


10mm



17mm



22mm

	Connect with Coral textile inserts	Connect with bristle inserts	Connect with Ultragrip rubber inserts
Suitable for external / interior entrances			
Inserts available	<b>coral<sup>®</sup> classic</b> 5 colours (see right for details)	 4-row bristle	 Slip resistant Ultragrip rubber
Replaceable inserts			
Carrier	 Low lustre aluminium		
Construction of mat	<b>OPEN</b>  or <b>CLOSED</b> 		
Height options	 10mm  17mm  22mm		
Mix and match inserts	 Offers a mix and match option including textile, bristle and Ultragrip rubber.		
Rollable	 Rollable for ease of cleaning in open construction only.		
Guarantee	<b>GUARANTEE 5 YEARS*</b> *7 years if installed by a FESSI.		
Where to use?	 Very heavy traffic.		

\* For details on FESSI's please visit [www.forbo-flooring.co.uk/FESSI](http://www.forbo-flooring.co.uk/FESSI)

CONSIDERATIONS

If you are considering Connect for an exterior mat in an exposed entrance we recommend using Ultragrip rubber or a combination of Ultragrip rubber and bristle for maximum slip resistance, please contact our Entrance Flooring Systems customer service team on **01773 740 688** to ensure compatibility.

THE **FLEXIBLE, RIGID** ENTRANCE SYSTEM



Coral Classic colours available in Nuway Connect



4701 anthracite



4730 raven black



4753 bright red



4764 taupe



4750 warm black



Ultragrip rubber



Bristles



**Specials**  
Different colours of of Coral Classic or Coral Brush inserts are available at a small price premium and there is also the possibility of adding anodised aluminium branding strips. To find out more, please contact our Entrance Flooring Systems customer service team on **01773 740 688**.



Nuway Grid offers a contemporary and cost effective alternative to Nuway tuftiguard entrance matting and is an ideal solution in very heavy traffic entrance areas where aesthetic considerations are paramount

- Coral **carrier sections** can allow **colour co-ordinated** entrance areas to be created **with primary and secondary entrance matting products**.
- Inserts include strips of **textile inserts** (for internal use only) in **11 different colourways** drawn from the **Coral Classic, Coral Brush and Burford** ranges.
- **Other textile inserts from the Coral range** are available to **special order**.
- **Grid Ultragrip** provides a **slip resistant** surface, ideal for external entrances with **multi directional traffic**.
- **Ultragrip rubber inserts** have been tested using the Pendulum (the HSE recommended test method) in accordance with BS7976-2 and the UK Slip Resistance Group Guidelines and **offer a low slip risk** in wet and dry conditions.
- **Grid Ultragrip** offers improved **underfoot comfort** and **moisture removal** due to its 'pocket' design. It also offers **excellent fire rating properties**.
- Available in a **choice of 12 and 17mm depths** to suit the majority of matwells
- Unique **dovetail construction** allows for **easy shaping on site**.


	Grid with textile inserts	Grid with Ultragrip rubber inserts
Suitable for external / interior entrances		
Inserts available	<b>coral<sup>®</sup> classic</b> 5 colours <b>coral<sup>®</sup> brush</b> 5 colours <b>Burford</b>	 Slip resistant Ultragrip rubber
Carrier	 Low lustre aluminium	
height options	12mm  or  17mm	
Construction of mat	<b>CLOSED</b> 	
Guarantee	<b>GUARANTEE 5 YEARS*</b> *7 years if installed by a FESSI.	
Where to use?	 Very heavy traffic.	

\* For details on FESSI's please visit [www.forbo-flooring.co.uk/FESSI](http://www.forbo-flooring.co.uk/FESSI)

Grid carrier component structure

Inserts

Grid is available in a selection of 12 different inserts from the Coral Classic, Coral Brush and Burford ranges and Ultragrip rubber inserts (for exterior entrances).



Carrier Section

Low lustre anodised finish complies with Equality Act requirements. Patented crimping action firmly secures the insert within the carrier section.




CONSIDERATIONS


As with all aluminium matting systems of this type, in very brightly lit areas, the strong contrast between a light aluminium carrier and a dark insert can sometimes create a strobe effect which should be prevented. To avoid disorientating pedestrians affected by this type of visual disturbance, consider using a less contrasting insert.

If you are considering using rubber infills for an exterior mat in an exposed entrance, please consider using Ultragrip rubber or contact our Entrance Flooring Systems Customer Service team on **01773 740 688** to ensure compatibility.


Coral Classic colours available in Nuway Grid




4701 anthracite




4730 raven black



4753 bright red




4764 taupe




4750 warm black


Coral Brush colours available in Nuway Grid




5714 shark grey




5721 hurricane grey



5730 vulcan black




5716 masala brown




5722 cornflower blue

Ultragrip rubber insert



Burford insert



FORBO'S FESSI NETWORK





Forbo Entrance System Specialist Installer

Joe Bloggs  
Employed by: **Forbo Flooring Ltd**  
Approved FESSI Technician  
FESSI Number: 0000 Expires: 11/3/2018

Working in partnership with Forbo Flooring Systems



Forbo Entrance System Specialist Installer

Joe Bloggs  
Employed by: **Forbo Flooring Ltd**  
Approved FESSI Master Fitter  
FESSI Number: 0000 Expires: 11/3/2018

Working in partnership with Forbo Flooring Systems

Forbo Entrance System Specialist Installer

- FESSI contractors are independent companies, hand picked by Forbo on the basis of their experience in this important area of the flooring market and their commitment to deliver consistently high quality installations.
- Each FESSI contractor has undertaken intensive training on the installation of Forbo's entrance flooring systems, and they have had to demonstrate their ability to deliver demanding Nuway installations incorporating complex shaping and breakouts. There are two levels of training, FESSI Technician and FESSI Master Fitter.
- All participants have to achieve an 80% or 85% score respectively in order to pass the training and be authorised to carry a FESSI ID card.
- FESSI contractors will carry out the entire installation to the highest standards, including preparation of the subfloor and Nuway matting installed under the FESSI scheme is guaranteed for up to 15 years depending on the product fitted.



To find your nearest FESSI, please visit [www.forbo-flooring.co.uk/FESSI](http://www.forbo-flooring.co.uk/FESSI)

# NUWAY SITE PREPARATION AND MATWELL MEASURING

Nuway mats are made to order, assembled in the UK at our Telford plant to the client's precise specification and template.

Simple, rectangular mats should be easy to measure. For more complex and unusually designed entrance areas, Forbo can provide help with matwell measuring and templating. Please contact your Forbo Business Area Manager to find out more.

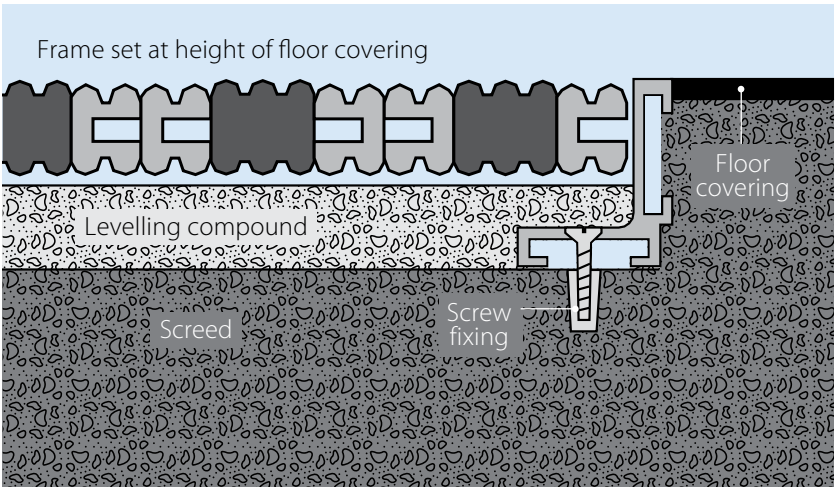
It is also important to ensure that the site where the mat is to be installed has been correctly prepared.

Matwell subfloors must be of sound construction, dry, smooth and level, clean and free from contamination. For internal mat installations the screed should be flat and level to accommodate the depth of the chosen mat. For external mat installations the screed should again be flat and level to the depth of the frame, and consideration must be given to drainage.

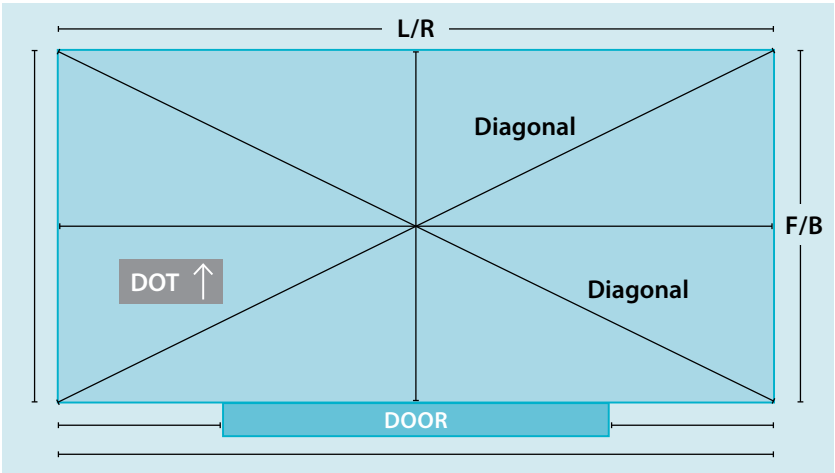


### BIM Models

BIM models are available for our Nuway ranges at [www.bimstore.co.uk](http://www.bimstore.co.uk)



Typical cross section of frame set into screed with screw fixing



### Matwell measuring

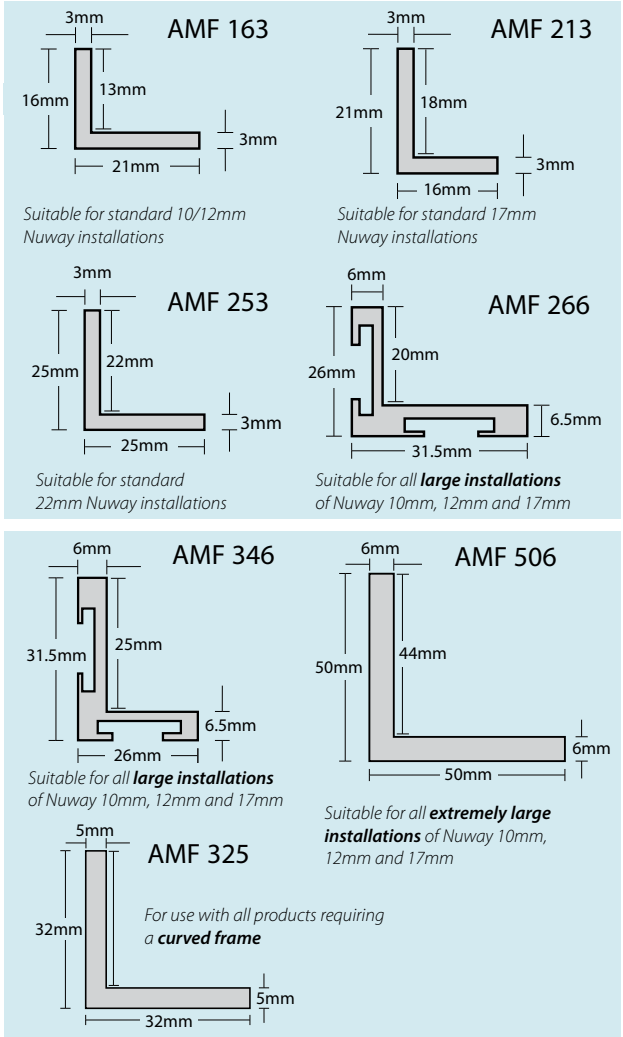
Key DOT = Direction of traffic

# NUWAY ACCESSORIES

### Recessed frames/installations

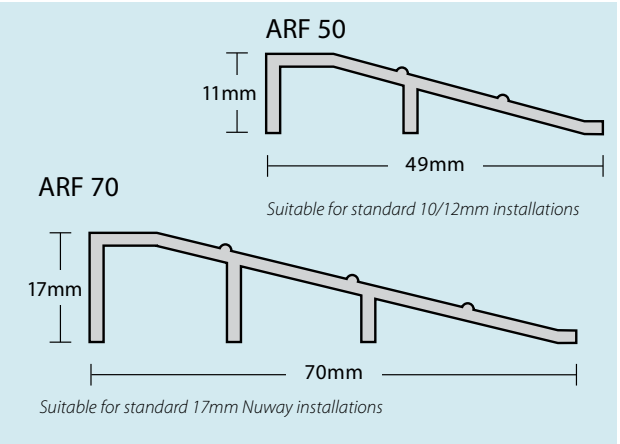
Nuway matwell frames are available in aluminium and are designed to anchor into sand and cement screeds for secure site installation. All frames are custom built to fit specific site requirements, with curved frames available to special order.

Nuway frames are supplied in kit form for ease of transport, storage and on-site assembly.



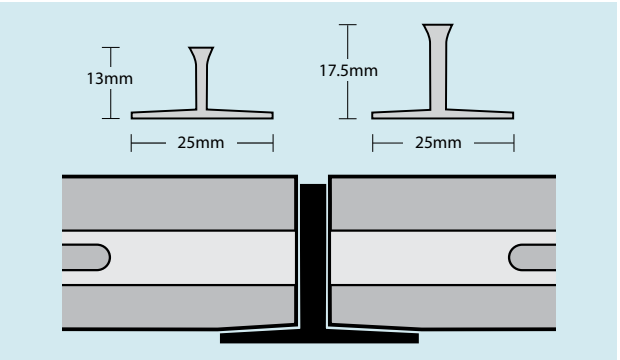
### Ramped frames and surface mounted installations

Internal and external ramp frames are supplied mitred and drilled. Straight cut, undrilled lengths are also available, allowing on site adjustments. Available in aluminium, the surface is ribbed for enhanced grip.



### T-Bars

Nuway T-Bars provide separation between modules to facilitate easy removal for cleaning and reversibility. Tuftiguard T-Bars are available in aluminium or black anodised aluminium. Grid T-Bars are available in aluminium. Please note that T-bars are automatically included in each order.





Homogeneous vinyl



Linoleum



Carpet Tiles



Static control flooring



Project vinyl



Luxury Vinyl Tiles



Safety vinyl



Acoustic vinyl



Cushion vinyl



Flocked flooring


## More Forbo Flooring

Why deal with multiple suppliers when you can deal with one?  
Forbo Flooring Systems is a global producer of commercial flooring solutions.  
Our flooring solutions offer includes:

- Environmentally friendly, functional and design-oriented linoleum.
- An extensive range of sheet project vinyl, acoustic vinyl and safety vinyl.
- High performing static control flooring for areas with sensitive electronic equipment.
- High quality European manufactured Luxury Vinyl Tiles.
- Carpet tiles for both public and commercial environments.
- Flocked sheet and tiles for areas that need the benefits of both textile and resilient floor coverings.
- Cushioned vinyl for the home environment in a wide range of designs.
- Entrance flooring systems that keep interior floors clean, dry and safe.

Please visit our website [www.forbo-flooring.co.uk](http://www.forbo-flooring.co.uk) to see our extensive range of flooring products.

## WHAT TO DO NEXT



**London EC1 Showroom:**  
**79 St John Street,**  
**Clerkenwell**  
**London, EC1M 4NR**  
**Tel: 0207 553 9300**

**Opening hours:**  
**Mon - Fri 9.00 am - 4.00 pm**

Forbo's EC1 showroom is the ideal place to visit when you're looking for that 'perfect colour' or just want to see a wider range of products.

Our full portfolio of brands on display includes Tessera and Westbond carpet tiles, Marmoleum, project vinyl ranges, entrance flooring systems and designs from our Flotex collection.

Why not pop in and enjoy some hospitality while looking at the products or discussing a project with one of our advisors.

If you would like further information on any of the products shown in this brochure, or would like to discuss an entrance flooring project with our experienced advisers, please call our dedicated entrance flooring team on **01773 740 688**, email [efs.flooring.uk@forbo.com](mailto:efs.flooring.uk@forbo.com) or visit [www.forbo-flooring.co.uk/efs](http://www.forbo-flooring.co.uk/efs)



Samples can also be ordered by calling **0800 731 2369** or email [samples.uk@forbo.com](mailto:samples.uk@forbo.com)



If you are at the stage where you would like to discuss your project with an experienced contractor specially trained in every aspect of Nuway specification and installation, we would be delighted to put you in touch with an approved FESSI (Forbo Entrance System Specialist Installer) contractor who will be able to visit your site and provide further advice and a detailed quotation.

Please call us on **01773 740 688** for more information.



All available BIM objects for our Nuway and Coral entrance flooring systems can be downloaded directly from [www.bimstore.co.uk](http://www.bimstore.co.uk)

Whilst Forbo Flooring UK Limited does its best to ensure that the contents of this brochure are correct and accurate at the time of publication, to the fullest extent permitted by law, Forbo Flooring UK Limited makes no, and expressly disclaims all, guarantees of any kind, express or implied in respect of the information, content, materials or products displayed in this brochure and does not represent that the information is accurate, complete or current and you are advised to visit our website at [www.forbo-flooring.co.uk](http://www.forbo-flooring.co.uk) for up-to-date details or corrections to such contents.

Please note: Digital representations may vary from the actual product. Please order a sample to see the full effect. Contact 0800 731 2369.



Leisure & Hospitality | Titanic Exhibition, Belfast



Education | Wellington Academy



Leisure & Hospitality | Aviva Stadium



Offices | 55 Baker Street



Shopping Centres | The Bentall Centre




Transport | Network Rail



Retail | Supermarket



Leisure & Hospitality | The Kelpies



Health | Waterford Regional Hospital

Forbo Flooring Systems is part of the Forbo Group, a global leader in flooring and movement systems, and offers a full range of flooring products for commercial and affordable housing and new build markets. High quality linoleum, vinyl, textile, flocked and entrance flooring products combine functionality, colour and design, offering total flooring solutions for any environment.



#### UK

Forbo Flooring UK Limited  
PO Box 1, Kirkcaldy, Fife KY1 2SB

#### London EC1 showroom

79 St John Street, Clerkenwell  
London EC1M 4NR  
Tel: 0207 553 9300

#### For commercial enquiries:

If calling from the North,  
Midlands, London & South East  
Tel: 0800 0282 162  
Fax: 01772 646 912

If calling from Scotland & South West  
Tel: 0800 0935 258  
Fax: 01592 643 999

#### Nuway enquiries:

Tel: 01773 740 688  
Fax: 01773 740 640

#### Residential enquiries:

Tel: 0800 0935 846  
Fax: 01592 643 999  
Email: [info.flooring.uk@forbo.com](mailto:info.flooring.uk@forbo.com)  
[www.forbo-flooring.co.uk](http://www.forbo-flooring.co.uk)

#### Samples:

**Tel: 0800 731 2369**

#### Ireland

Forbo Ireland Ltd  
2 Deansgrange Business Park  
Blackrock  
Co Dublin

Tel: 00353 1 2898 898  
Fax: 00353 1 2898 177  
Email: [info.ireland@forbo.com](mailto:info.ireland@forbo.com)  
[www.forbo-flooring.ie](http://www.forbo-flooring.ie)

#### Other countries

Forbo Flooring B.V.  
P.O. Box 13  
1560 AA Krommenie  
The Netherlands  
Tel: +31 75 647 74 77  
Fax: +31 75 647 77 01  
Email: [contact@forbo.com](mailto:contact@forbo.com)  
[www.forbo-flooring.com](http://www.forbo-flooring.com)

#### Registered office:

Forbo Flooring UK Limited  
High Holborn Road  
Ripley  
Derbyshire DE5 3NT  
Registered in England 9200318



**forbo**

FLOORING SYSTEMS

creating better environments