

Getting creative with our online roomplanner

marmoleum[®]

novilon[®]

novilux[®]

surestep
wood decibel

At Forbo we understand that changing the flooring in any room in your house is an investment, and so making the right decision is an important process. Whether it's a refresh to work with existing furnishings or a blank canvas for a complete redesign, choosing the perfect backdrop for your home is crucial. To make the selection process easier, Forbo have created our online room planner.

This new and exciting online tool allows you to experience the full effect of an installed Forbo floor and experiment with different colours and designs across a wide variety of room settings so you can find the flooring that's right for you.

To start creating online, simply visit www.forbo-flooring.co.uk/athomeroomplanner and use the step by step instructions on the back of this leaflet to unlock a world of design potential.


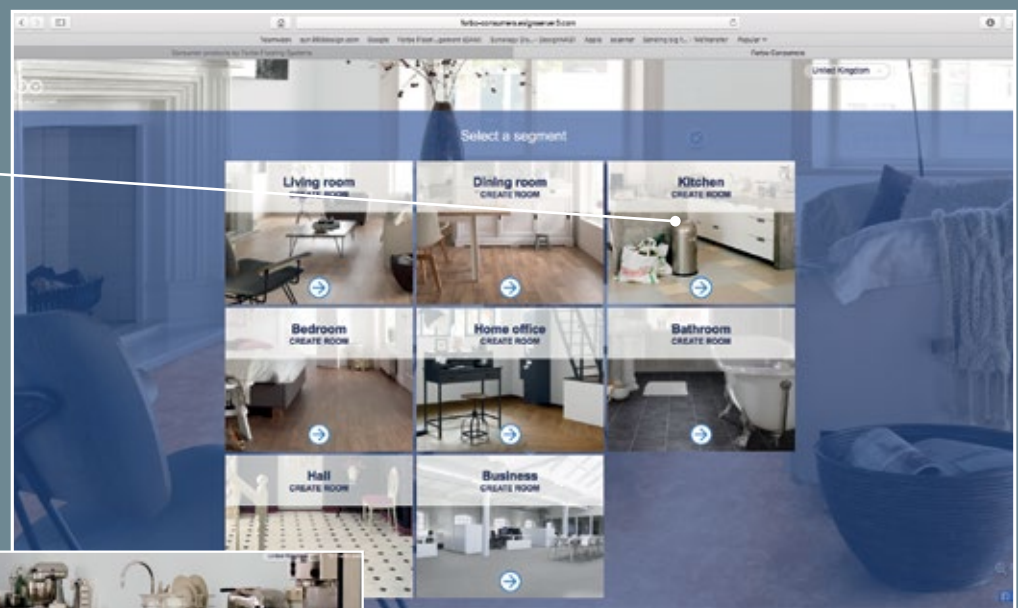
DIAMOND SEAL

AQUA GRIP


NOVI CLEAN

Choose your room

Choose your floor



Choose your wall colour



A step by step guide



www.forbo-flooring.co.uk/athomeroomplanner

- 1 Select Image Gallery
- 2 Choose a room type
- 3 Select an image



- 4 Change the floor / wall colour by clicking on the paintbrush symbols

- 5 Select 'change' to start selecting your floor covering



- 6 Use the drop down menus to select your flooring



- 7 Repeat the process to change wall colours if required (selected images only)

