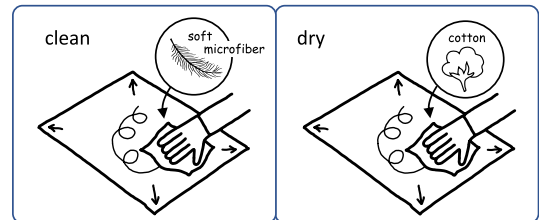


Cleaning & maintainance

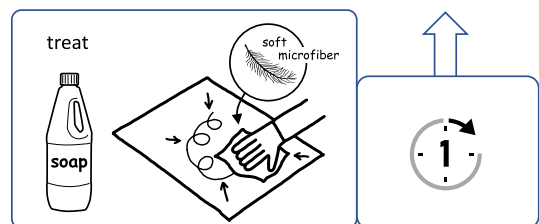
PERIODICAL CLEANING

Use a soft microfiber cloth to wipe clean the surface. Use a soft lint free cloth to wipe dry the surface. Regular cleaning with just water. Periodical cleaning with a mild soapy solution e.g. Forbo Monel dissolved in water in a ratio 1 : 20 Prior for packing shipping an initial cleaning is advised.



PERIODICAL TREATMENT

Treat depleted area with 100% pure neutral mild soap e.g. Forbo Monel. Followed by a periodical cleaning process after 1 hour.




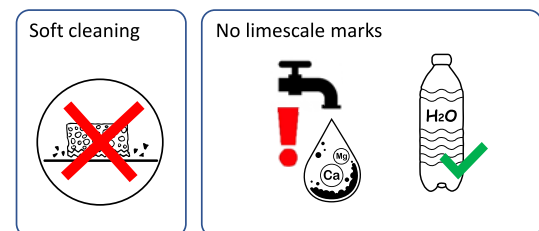
CLEANING TIPS

Use soft cleaning methods. Don't use any abrasive cleaning methods.

Use bottled water (demineralized) when tap water leaves limescale marks after cleaning.

Easy for cleaning

A trigger sprayer can be used for applying your own soapy solution before wipe cleaning the surface. E.g. mixing water and a mild soap.




Tips

PROTECT & REPAIR

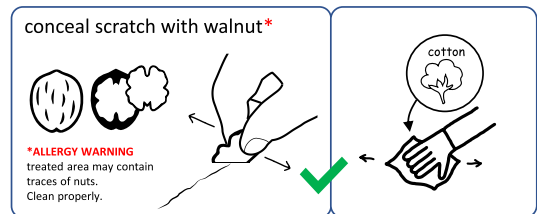
Protect

Protect the surface from contact with abrasive materials. Use protection felt.



Conceal scratch

A scratch can be concealed with a walnut. Rub the scratch with the white walnut meat that contains vegetable oils that won't gloss after treating the surface. Recommended is to clean the whole surface properly after treatment.



For more information see www.forbo-flooring.com/furniture or contact your local Forbo technical representative.