


# siegling prolink

modular belts

## SIEGLING PROLINK SERIES 17

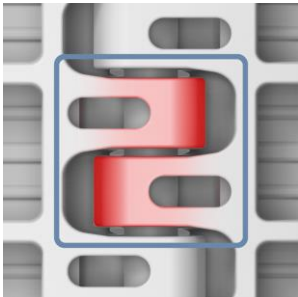
**MEDIUM TO HEAVY-DUTY BELT FOR INDUSTRIAL AND LOGISTICS APPLICATIONS, INCLUDING PACKAGED GOODS HANDLING IN FOOD SEGMENT.**

### ADVANTAGES




#### Optimized hinge design

- Narrow and beluga-shaped eyelet
- Optimized pin hole vs. pin diameter improves belt rigidity
- Overlapping the hinge contact point to wear stripe




#### High belt strength

- Closed hinge design provides high belt pull capacity
- A rigid module design allows optimal utilization of belt pull capacity relative to belt weight



#### Optimal surface

- 1-inch longitudinal pitch (25.4 mm) smooth, homogeneous surface



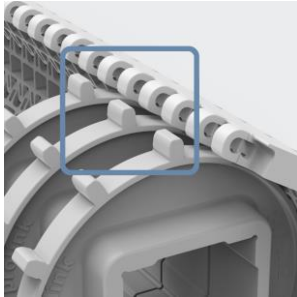

#### Less energy consumption

- Lightweight belt reduces the energy consumption when operating the belt and allocates more belt pull capacity to move products

# siegling prolink


modular belts

## SIEGLING PROLINK SERIES 17




### Excellent wear resistance

- Robust design ensures durability
- Repeated drive pocket spacing of only 1/2 inch (76,2 mm) allows multiple sprocket locations and a fully packed drive shaft for heavy load applications with lots of wear and tear




### Low noise level

- Belt underside designed to ensure uninterrupted contact to the slider bed
- Beluga hinge shape ensures reduced noise level and improves wear and tear.



### Easy assembly/ disassembly

- Unique 'keyhole' pin retention system ensures easy pin removal



### Good impact resistance

- Large contact area to belt support ensures good impact load distribution
- Top deck with reinforced rib structure