

NEW

siegling fullsan homogenous belts

PRODUCT RANGE



FULLSAN – LOWER CLEANING COSTS BETTER HYGIENE

Fullsan is the new product line of homogenous, thermoplastic, polyurethane belts from Forbo Movement Systems. All Fullsan belts are protected from contamination by oil, grease, moisture, and bacteria. They are very easy to clean and ideal for exceptionally hygiene-critical applications (dairy products, dough preparation, meat and poultry processing and other food-related areas).

With optional profiles and side walls, all Fullsan belts can adapt to countless conveying jobs. They also come in a reinforced version with fully enclosed cords. As well as being very hygienic, Fullsan Positive Drive (PD) or Center Drive (CD) belts also offer other benefits: Due to their form-fit sprocket drive, they don't slip and can be positioned very accurately.

Contents

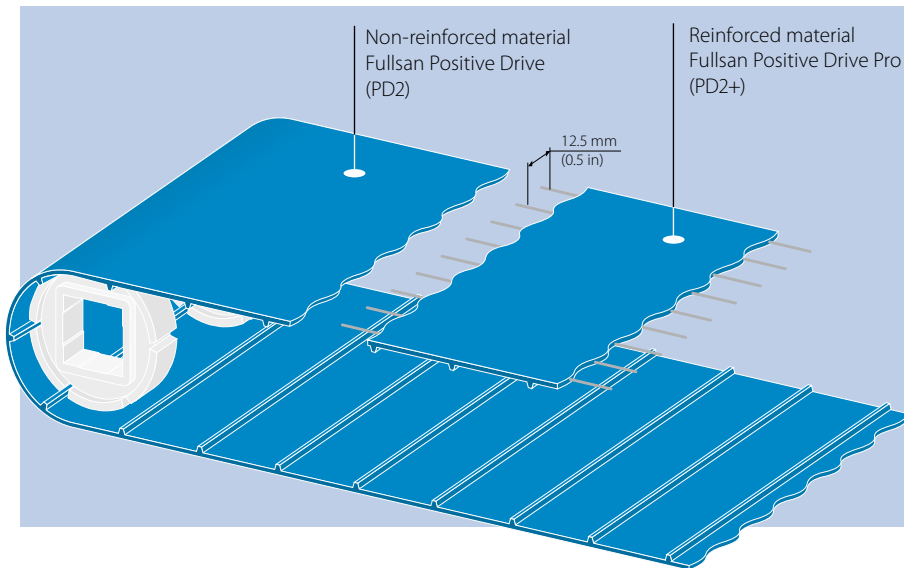
- 3 Fullsan – lower cleaning costs, better hygiene
- 4 Fullsan Positive Drive
- 6 Fullsan Center Drive
- 8 Fullsan Flat
- 10 Profiles and side walls
- 15 More about Fullsan

The characteristics

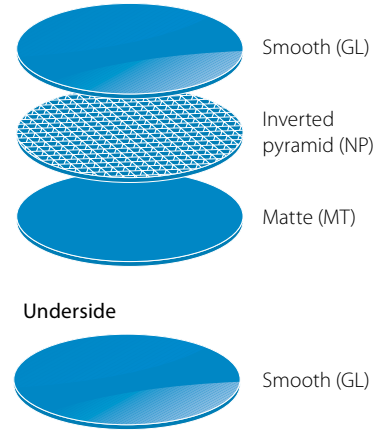
The advantages

Homogenous material with a very smooth surface	▶ Less cleaning required Lower water and energy consumption Cost-efficient operation
Superior mechanical and chemical resistance	▶ Long service life, even when cleaned frequently
FDA, EU and MHLW certification	▶ Can be used safely and in a legally compliant manner in direct contact with food
Numerous profiles, side walls and surfaces	▶ Customizable to the type of conveying, process tasks and products
Available as a reinforced version (Pro) with cords	▶ Long conveyors/ heavy loads possible
Form-fit drive (Center Drive/Positive Drive)	▶ Exact positioning and slip-free operation; CD is also troughable

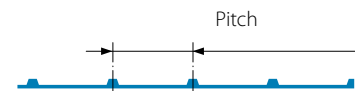
FULLSAN POSITIVE DRIVE



Top face · Optional surfaces



Fullsan Positive Drive is used as a homogenous belt (PD2), or one with fully enclosed cords (PD2+). The flat polyurethane belt width has teeth over the whole belt width and a form-fit drive. As a result, the belts don't slip and can be positioned very accurately.



Technical information Fullsan Positive Drive

Belt type	Article number	Belt thickness approx. [mm (in)] ± 0.15 (0.006)	Tooth height approx. [mm (in)]	Pitch [mm (in)]	Nominal belt pull [N/mm width (lbf/ft width)]*	Drum diameter** without counter-bending min. [mm (in)]	Drum diameter** with counter-bending min. [mm (in)]	Operating temperature allowed [°C (°F)]	Belt weight [kg/m ² (lb/ft ²)]
PD2 U30 GL-NA-HACCP BL FDA	640006	3.0 (0.12)	5.0 (0.2)	49.8 (1.96)	6 (411)	95 (3.74)	60 (2.36)	-10/+70 (14/158)	4.5 (0.92)
PD2 U30 MT-NA-HACCP BL FDA	640007	3.0 (0.12)	5.0 (0.2)	49.8 (1.96)	6 (411)	95 (3.74)	60 (2.36)	-10/+70 (14/158)	4.5 (0.92)
PD2 U30 NP-NA-HACCP BL FDA	640008	3.4 (0.13)	5.0 (0.2)	49.8 (1.96)	6 (411)	95 (3.74)	60 (2.36)	-10/+70 (14/158)	4.5 (0.92)
PD2+ U30 GL-NA-HACCP BL FDA	640009	3.0 (0.12)	5.0 (0.2)	49.9 (1.96)	9 (617)	95 (3.74)	40 (1.57)	-10/+70 (14/158)	4.1 (0.84)
PD2+ U30 MT-NA-HACCP BL FDA	640010	3.0 (0.12)	5.0 (0.2)	49.9 (1.96)	9 (617)	95 (3.74)	40 (1.57)	-10/+70 (14/158)	4.1 (0.84)
PD2+ U30 NP-NA-HACCP BL FDA	640011	3.4 (0.13)	5.0 (0.2)	49.9 (1.96)	9 (617)	95 (3.74)	40 (1.57)	-10/+70 (14/158)	4.1 (0.84)

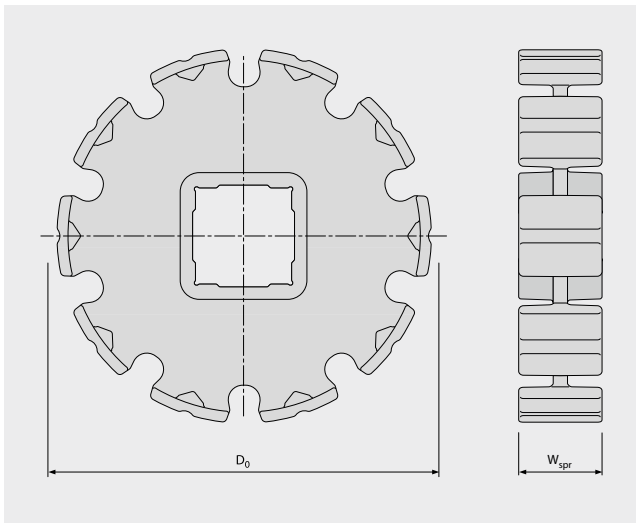
* The nominal belt pull were established in standard ambient conditions (20°C/50% humidity).

** When establishing the drum diameter, the d_{min} of the belt, flight, and side wall must be allowed for.

The highest value is the relevant one and must be no lower. The d_{min} specifications are guidelines.

They were established in standard ambient conditions (20°C/50% humidity). Lower temperatures require larger diameters.

Sprockets for Fullsan Positive Drive 2 Pro



Sprocket type	Article number	Pitch circle diameter D_0 [mm (in)]	No. of teeth	Material	Color	Axle diameter [mm (in)]	Sprocket width W_{spr} [mm (in)]	Sprocket weight [kg (lb)]
PD2-Z8 SPR POM BL SQ40MM	648013	126.9 (4.99)	8	POM	blue	40.0 (1.57) SQ	35 (1.38)	0.176 (0.388)
PD2-Z8 SPR POM BL SQ1.5IN	648014	126.9 (4.99)	8	POM	blue	38.1 (1.50) SQ	35 (1.38)	0.184 (0.406)
PD2-Z10 SPR POM BL SQ40MM*	648015	159.4 (6.28)	10	POM	blue	40.0 (1.57) SQ	35 (1.38)	0.240 (0.529)
PD2-Z10 SPR POM BL SQ1.5IN*	648016	159.4 (6.28)	10	POM	blue	38.1 (1.50) SQ	35 (1.38)	0.248 (0.546)
PD2-Z12 SPR POM BL SQ40MM	648017	191.9 (7.56)	12	POM	blue	40.0 (1.57) SQ	35 (1.38)	0.258 (0.569)
PD2-Z12 SPR POM BL SQ1.5IN	648018	191.9 (7.56)	12	POM	blue	38.1 (1.50) SQ	35 (1.38)	0.266 (0.587)

* Coming soon

Further axle diameters and sprocket sizes (also over the whole belt width) on request. Contact our customer service for more information and recommendations.

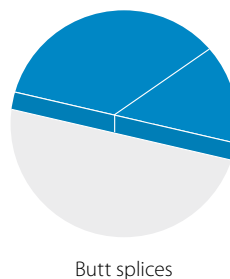
Fabrication/widths supplied

Fullsan Positive Drive belts are supplied fabricated (if required with profiles and side walls), or as roll material. The belt width is between 50 mm and 1800 mm.

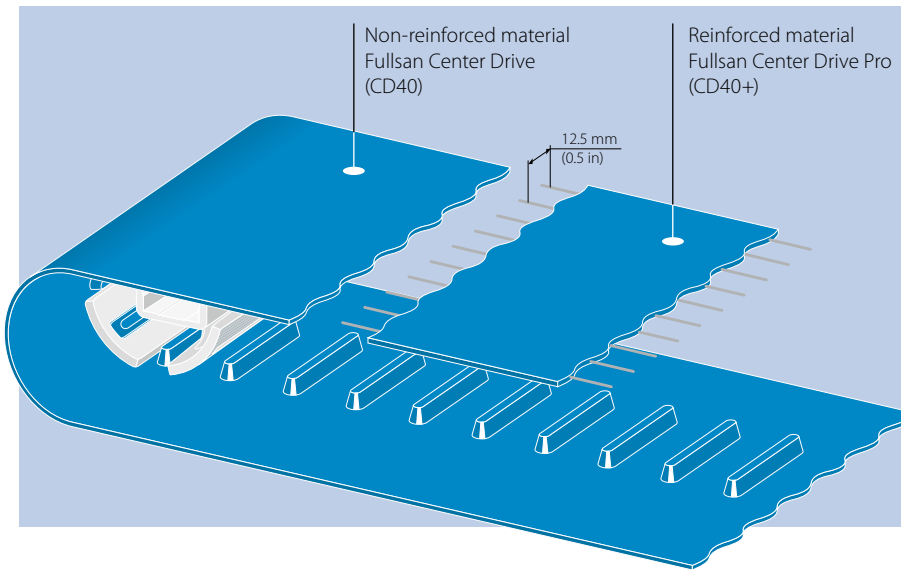
Caution: Lengthways cuts in the reinforced version are made in the center between the cords. Therefore, the potential width of these belts is always a multiple of 12.5 mm (0.5 in).

The potential length of the belt is a multiple of the tooth pitch. The spacing between flights and pitch of side walls might also have to be considered.

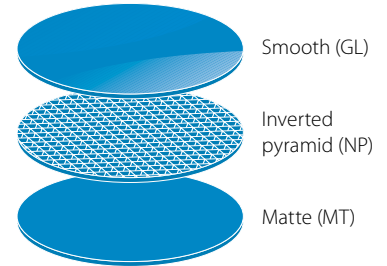
Splice type



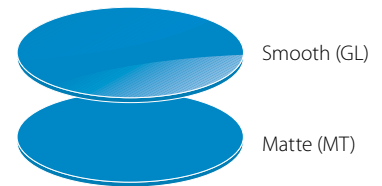
FULLSAN CENTER DRIVE



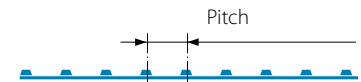
Top face · Optional surfaces



Underside



Fullsan Center Drive is used as a homogenous belt (CD40), or one with fully enclosed cords (CD40+). Depending on the belt width, the flat polyurethane belt width is driven by one, two or three rows of teeth in a form-fit manner. As a result, the belts don't slip, track automatically and position accurately.



Technical information Fullsan Center Drive

Belt type	Article number	Belt thickness approx. [mm (in)] ± 0.15 (0.006)	Tooth height approx. [mm (in)]	Pitch [mm (in)]	Nominal belt pull [N/mm width (lb/ft width)]*	Drum diameter** without counter-bending min. [mm (in)]	Drum diameter** with counter-bending min. [mm (in)]	Operating temperature allowed [°C (°F)]	Belt weight [kg/m ² (lb/ft ²)]	Weight of teeth [g/mm (lb/in)]	
Preliminary	CD40 1R U30 GL-NA-HACCP BL FDA	640026	3.0 (0.12)	7.5 (0.3)	40 (1.57)	2.0 (137) ¹⁾	80 (3.14)	125 (4.29)	-10/+70 (14/158)	3.65 (0.75)	0.18 (0.01)
	CD40 1R U30 MT-NA-HACCP BL FDA	640027	3.0 (0.12)	7.5 (0.3)	40 (1.57)	2.0 (137) ¹⁾	80 (3.14)	125 (4.29)	-10/+70 (14/158)	3.65 (0.75)	0.18 (0.01)
	CD40 1R U30 NP-NA-HACCP BL FDA	640028	3.4 (0.13)	7.5 (0.3)	40 (1.57)	2.0 (137) ¹⁾	80 (3.14)	125 (4.29)	-10/+70 (14/158)	3.65 (0.75)	0.18 (0.01)
	CD40+ 1R U30 GL-NA-HACCP BL FDA	640029	3.0 (0.12)	7.5 (0.3)	40 (1.57)	5.0 (342) ¹⁾	80 (3.14)	125 (4.29)	-10/+70 (14/158)	3.5 (0.72)	0.18 (0.01)
	CD40+ 1R U30 MT-NA-HACCP BL FDA	640030	3.0 (0.12)	7.5 (0.3)	40 (1.57)	5.0 (342) ¹⁾	80 (3.14)	125 (4.29)	-10/+70 (14/158)	3.5 (0.72)	0.18 (0.01)
	CD40+ 1R U30 NP-NA-HACCP BL FDA	640031	3.4 (0.13)	7.5 (0.3)	40 (1.57)	5.0 (342) ¹⁾	80 (3.14)	125 (4.29)	-10/+70 (14/158)	3.5 (0.72)	0.18 (0.01)
	CD40 2R U30 GL-NA-HACCP BL FDA	640032	3.0 (0.12)	7.5 (0.3)	40 (1.57)	2.0 (137) ¹⁾	80 (3.14)	125 (4.29)	-10/+70 (14/158)	3.65 (0.75)	0.36 (0.02)
	CD40 2R U30 MT-NA-HACCP BL FDA	640033	3.0 (0.12)	7.5 (0.3)	40 (1.57)	2.0 (137) ¹⁾	80 (3.14)	125 (4.29)	-10/+70 (14/158)	3.65 (0.75)	0.36 (0.02)
	CD40 2R U30 NP-NA-HACCP BL FDA	640034	3.4 (0.13)	7.5 (0.3)	40 (1.57)	2.0 (137) ¹⁾	80 (3.14)	125 (4.29)	-10/+70 (14/158)	3.65 (0.75)	0.36 (0.02)
	CD40+ 2R U30 GL-NA-HACCP BL FDA	640035	3.0 (0.12)	7.5 (0.3)	40 (1.57)	5.0 (342) ¹⁾	80 (3.14)	125 (4.29)	-10/+70 (14/158)	3.5 (0.72)	0.36 (0.02)
	CD40+ 2R U30 MT-NA-HACCP BL FDA	640036	3.0 (0.12)	7.5 (0.3)	40 (1.57)	5.0 (342) ¹⁾	80 (3.14)	125 (4.29)	-10/+70 (14/158)	3.5 (0.72)	0.36 (0.02)
	CD40+ 2R U30 NP-NA-HACCP BL FDA	640037	3.4 (0.13)	7.5 (0.3)	40 (1.57)	5.0 (342) ¹⁾	80 (3.14)	125 (4.29)	-10/+70 (14/158)	3.5 (0.72)	0.36 (0.02)
	CD40 3R U30 GL-NA-HACCP BL FDA	640038	3.0 (0.12)	7.5 (0.3)	40 (1.57)	2.0 (137) ¹⁾	80 (3.14)	125 (4.29)	-10/+70 (14/158)	3.65 (0.75)	0.54 (0.03)
	CD40 3R U30 MT-NA-HACCP BL FDA	640039	3.0 (0.12)	7.5 (0.3)	40 (1.57)	2.0 (137) ¹⁾	80 (3.14)	125 (4.29)	-10/+70 (14/158)	3.65 (0.75)	0.54 (0.03)
	CD40 3R U30 NP-NA-HACCP BL FDA	640040	3.4 (0.13)	7.5 (0.3)	40 (1.57)	2.0 (137) ¹⁾	80 (3.14)	125 (4.29)	-10/+70 (14/158)	3.65 (0.75)	0.54 (0.03)
CD40+ 3R U30 GL-NA-HACCP BL FDA	640041	3.0 (0.12)	7.5 (0.3)	40 (1.57)	5.0 (342) ¹⁾	80 (3.14)	125 (4.29)	-10/+70 (14/158)	3.5 (0.72)	0.54 (0.03)	
CD40+ 3R U30 MT-NA-HACCP BL FDA	640042	3.0 (0.12)	7.5 (0.3)	40 (1.57)	5.0 (342) ¹⁾	80 (3.14)	125 (4.29)	-10/+70 (14/158)	3.5 (0.72)	0.54 (0.03)	
CD40+ 3R U30 NP-NA-HACCP BL FDA	640043	3.4 (0.13)	7.5 (0.3)	40 (1.57)	5.0 (342) ¹⁾	80 (3.14)	125 (4.29)	-10/+70 (14/158)	3.5 (0.72)	0.54 (0.03)	

* The nominal belt pull were established in standard ambient conditions (20°C/50% humidity).

** When establishing the drum diameter, the d_{min} of the belt, flight, and side wall must be allowed for.

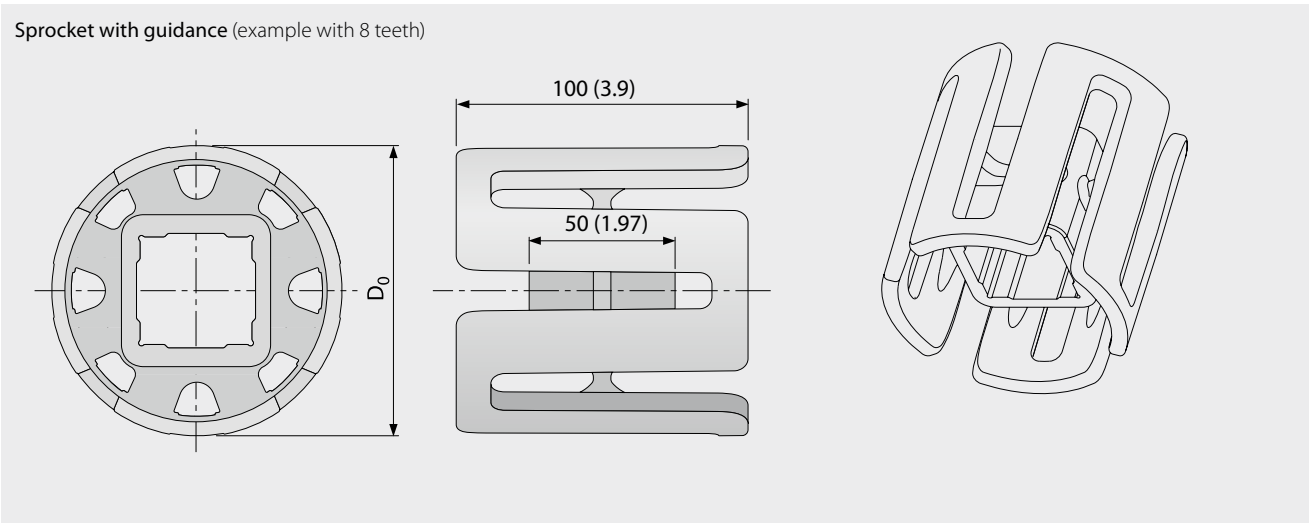
The highest value is the relevant one and must be no lower. The d_{min} specifications are guidelines.

They were established in standard ambient conditions (20°C/50% humidity). Lower temperatures require larger diameters.

¹⁾ For belts up to 600 mm (23.6 in) wide. Values for belt widths > 600 mm (23.6 in) on request.

Sprockets for Fullsan Center Drive and Center Drive Pro

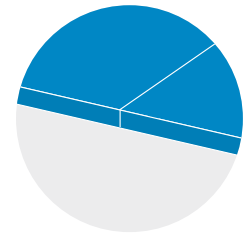
Sprocket with guidance (example with 8 teeth)



Sprocket type	Article number	Pitch circle diameter D ₀ [mm (in)]	No. of teeth	Material	Color	Axle diameter [mm (in)]	Sprocket weight [kg (lb)]
Center Drive - Molded sprockets							
CD40-Z8 SPR POM BL SQ40MM	648007	100.6 (3.96)	8	POM	blue	40.0 (1.57) SQ	0.257 (0.566)
CD40-Z8 SPR POM BL SQ1.5IN	648008	100.6 (3.96)	8	POM	blue	38.4 (1.5) SQ	0.268 (0.591)
CD40-Z10 SPR POM BL SQ40MM	648009	126.5 (4.98)	10	POM	blue	40.0 (1.57) SQ	0.318 (0.700)
CD40-Z10 SPR POM BL SQ1.5IN	648010	126.5 (4.98)	10	POM	blue	38.4 (1.5) SQ	0.329 (0.726)
CD40-Z12 SPR POM BL SQ40MM	648011	152.4 (6)	12	POM	blue	40.0 (1.57) SQ	0.392 (0.865)
CD40-Z12 SPR POM BL SQ1.5IN	648012	152.4 (6)	12	POM	blue	38.4 (1.5) SQ	0.404 (0.890)

Preliminary

Splice type



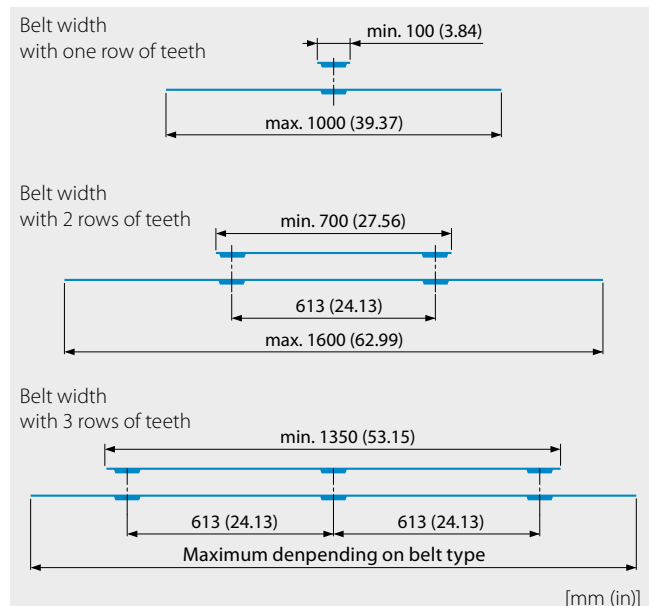
Butt splices

Further axle diameters and sprocket sizes (also over the whole belt width) on request. Drum drives are also available. Contact our customer service for more information and recommendations.

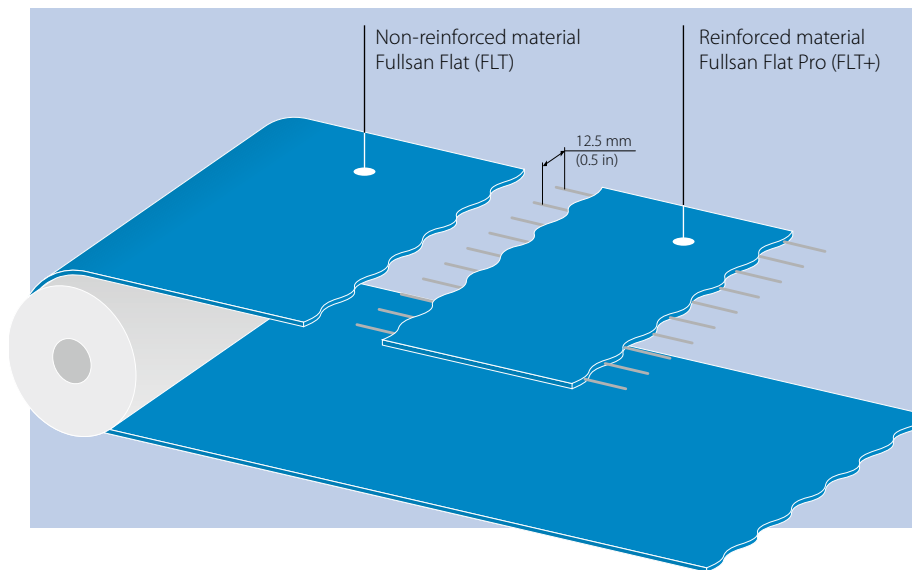
Fabrication/widths supplied

Fullsan Center Drive belts are supplied fabricated (if required with profiles and side walls), or as roll material. The belt width is between 100 mm and 1800 mm. **Caution:** Lengthways cuts in the reinforced versions are made in the center between the cords. Therefore, the potential width of these belts is always a multiple of 25 mm (1 in).

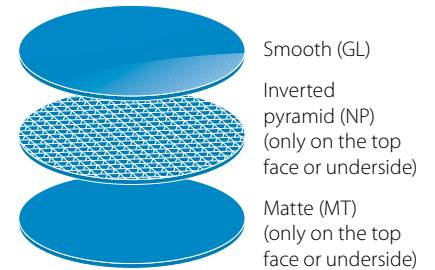
The potential length of the belt is a multiple of the tooth pitch. The spacing between flights and pitch of side walls might also have to be considered.



FULLSAN FLAT



Top face · Optional surfaces



Fullsan Flat (FLT) is used as a homogenous belt, or with fully enclosed cords (FLT+). The flat polyurethane belt is friction driven via an end drum.

Technical information Fullsan Flat

Belt type	Article number	Belt thickness approx. [mm (in)] ± 0.15 (0.006)	Tensile force at 1% elongation ($k_{1\%}$ relaxed) [N/mm width (lbf/ft width)]*	Drum diameter** without counter-bending min. [mm (in)]	Drum diameter** with counter-bending min. [mm (in)]	Operating temperature allowed [°C (°F)]	Belt weight [kg/m ² (lb/ft ²)]
FLT U30 GL/GL-NA-HACCP BL FDA	640012	3 (0.12)	1.75 (120)	40 (1.57)	40 (1.57)	-10/+70 (14/158)	3.65 (0.75)
FLT U30 GL/MT-NA-HACCP BL FDA	640013	3 (0.12)	1.75 (120)	40 (1.57)	40 (1.57)	-10/+70 (14/158)	3.65 (0.75)
FLT U30 GL/NP-NA-HACCP BL FDA	640014	3.4 (0.13)	1.75 (120)	40 (1.57)	40 (1.57)	-10/+70 (14/158)	3.65 (0.75)
FLT U30 MT/GL-NA-HACCP BL FDA	640015	3 (0.12)	1.75 (120)	40 (1.57)	40 (1.57)	-10/+70 (14/158)	3.65 (0.75)
FLT U30 MT/NP-NA-HACCP BL FDA	640016	3.4 (0.13)	1.75 (120)	40 (1.57)	40 (1.57)	-10/+70 (14/158)	3.65 (0.75)
FLT U30 NP/GL-NA-HACCP BL FDA	640017	3.4 (0.13)	1.75 (120)	40 (1.57)	40 (1.57)	-10/+70 (14/158)	3.65 (0.75)
FLT U30 NP/MT-NA-HACCP BL FDA	640018	3.4 (0.13)	1.75 (120)	40 (1.57)	40 (1.57)	-10/+70 (14/158)	3.65 (0.75)
FLT+ U30 GL/GL-NA HACCP BL FDA	640019	3 (0.12)	9 (617)	40 (1.57)	40 (1.57)	-10/+70 (14/158)	3.5 (0.72)
FLT+ U30 GL/MT-NA-HACCP BL FDA	640020	3 (0.12)	9 (617)	40 (1.57)	40 (1.57)	-10/+70 (14/158)	3.5 (0.72)
FLT+ U30 GL/NP-NA HACCP BL FDA	640021	3.4 (0.13)	9 (617)	40 (1.57)	40 (1.57)	-10/+70 (14/158)	3.5 (0.72)
FLT+ U30 MT/GL-NA-HACCP BL FDA	640022	3 (0.12)	9 (617)	40 (1.57)	40 (1.57)	-10/+70 (14/158)	3.5 (0.72)
FLT+ U30 MT/NP-NA-HACCP BL FDA	640023	3.4 (0.13)	9 (617)	40 (1.57)	40 (1.57)	-10/+70 (14/158)	3.5 (0.72)
FLT+ U30 NP/GL-NA HACCP BL FDA	640024	3.4 (0.13)	9 (617)	40 (1.57)	40 (1.57)	-10/+70 (14/158)	3.5 (0.72)
FLT+ U30 NP/MT-NA-HACCP BL FDA	640025	3.4 (0.13)	9 (617)	40 (1.57)	40 (1.57)	-10/+70 (14/158)	3.5 (0.72)

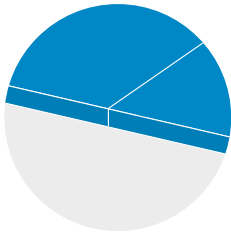
* Established in standard ambient conditions (20°C/50% humidity).

** When establishing the drum diameter, the d_{min} of the belt, flight, and side wall must be allowed for.

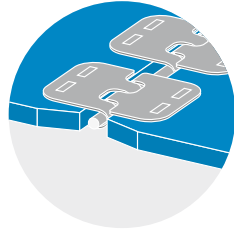
The highest value is the relevant one and must be no lower. The d_{min} specifications are guidelines.

They were established in standard ambient conditions (20°C/50% humidity). Lower temperatures require larger diameters.


Splice types



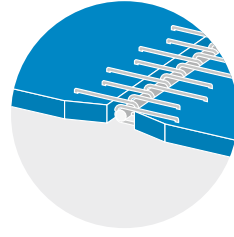
Butt splices
(standard)



Clip fasteners
(metal)



Clip fasteners
(Plastic)



Wire-hook
fasteners

Fabrication/widths supplied

Fullsan Flat belts are supplied fabricated (if required with profiles and side walls), or as roll material. The belt width is between 25 mm and 2000 mm.

Caution: Lengthways cuts in the reinforced versions are made in the center between the cords. Therefore, the potential width of these belts is always a multiple of 12.5 mm (0.5 in).

When establishing the belt length, the spacing between flights and pitch of side walls might also have to be taken into account.

Type key for all Fullsan series

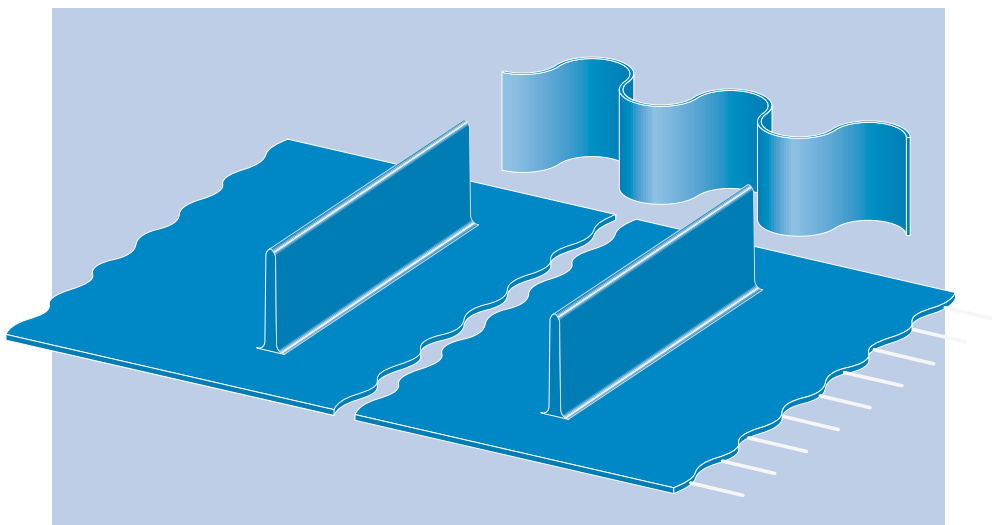
Type key for Fullsan					
FLT	U 30	NP / GL	- NA - HACCP	BL	FDA
CD40 + 2R	U 30	GL	- NA - HACCP	BL	FDA
PD2	U 30	MT	- NA - HACCP	BL	FDA

Fullsan series	Pitch	Reinforced	No. of rows of teeth	Belting material	Belt thickness without teeth in 1/10 mm	Belt surface of underside	Belt surface of top face	Belt characteristic	Belt characteristic	Color	Belt characteristic
----------------	-------	------------	----------------------	------------------	---	---------------------------	--------------------------	---------------------	---------------------	-------	---------------------

- FLT** = Flat top
- CD** = Center Drive
- PD** = Positive Drive
- +** = reinforced version (Pro)
- 1R/2R/3R** = no. of rows of teeth
- U** = polyurethane
- GL** = smooth
- MT** = matte
- NP** = inverted pyramid
- NA** = not antistatic
- HACCP** = HACCP concept support
- FDA** = food safe compliance with EC/FDA
- BL** = blue

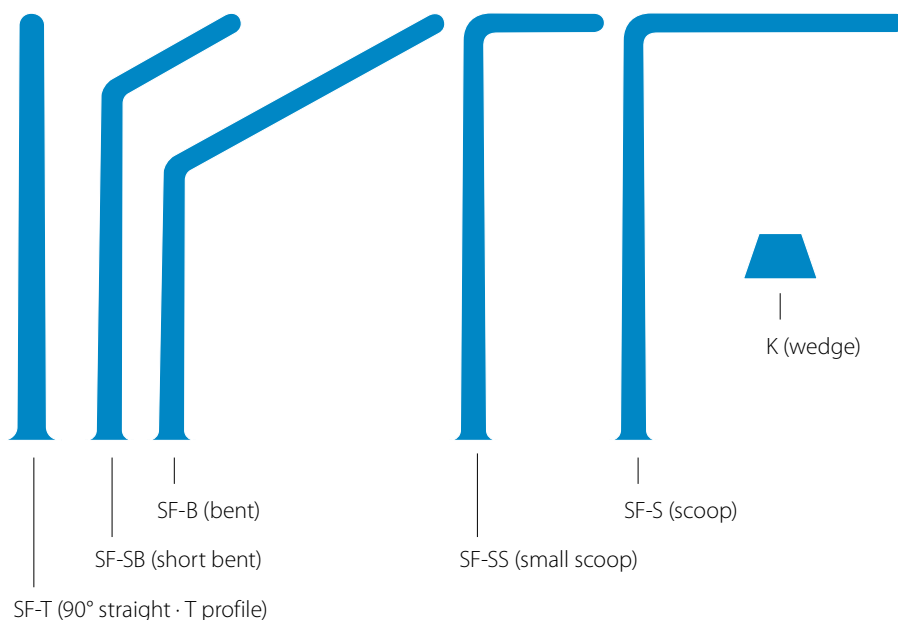
 blue (RAL 5015)

PROFILES AND SIDE WALLS



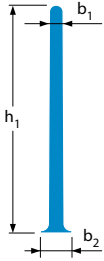
Profiles can be welded onto the belts in tight tolerances. Customized profile heights are possible. When belts are driven in a form-fit manner, welding is carried out between the teeth.

Overview of the profile cross sections



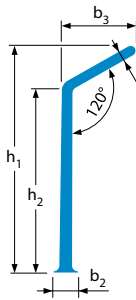
- Flights can be added to belts that are more than 1300 mm (51.18 in) wide if the application allows joints between flights.
- Flight widths are only possible as a multiple of 10 mm. Minimum width 50 mm
- Slots can be applied to flights.
- Contact our customer service for more information about production tolerances and recommendations of where the belt can be used.

Technical information about PU flights



SF-T
(90° straight
T profile)

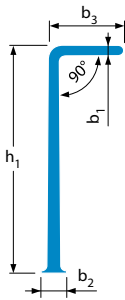
Type designation	Article no.	Height h ₁ [mm (in)]	Height h ₂ [mm (in)]	Thickness b ₁ /b ₂ [mm (in)]	Extension b ₃ [mm (in)]	Color	Material/ surface	d _{min} [mm (in)]*	
								Temp ≥ 0°C/32°F	Temp < 0°C/32°F
SF-T 5X25-U85-GL/GL BL FDA	880730	25 (0.98)	–	4.7/11 (0.19/0.43)	–	blue	U85 smooth	101 (3.97)	151 (5.94)
SF-T 5X50-U85-GL/GL BL FDA	880731	50 (1.97)	–	4.3/11 (0.17/0.43)	–	blue	U85 smooth	101 (3.97)	151 (5.94)
SF-T 5X75-U85-GL/GL BL FDA	880732	75 (2.95)	–	4.0/11 (0.16/0.43)	–	blue	U85 smooth	128 (5.04)	180 (7.09)
SF-T 7X100-U85-GL/GL BL FDA	880733	100 (3.94)	–	6.3/13 (0.25/0.51)	–	blue	U85 smooth	128 (5.04)	180 (7.09)
SF-T 7X125-U85-GL/GL BL FDA	880734	125 (4.92)	–	6.2/13 (0.24/0.51)	–	blue	U85 smooth	128 (5.04)	180 (7.09)
SF-T 7X150-U85-GL/GL BL FDA	880736	150 (5.91)	–	6.0/13 (0.24/0.51)	–	blue	U85 smooth	128 (5.04)	180 (7.09)



SF-SB
(short bent)

SF-B
(bent)
α = 120°

SF-SB 4X50-U85-GL/GL BL FDA	880750	50 (1.97)	379 (1.47)	4.0/10 (0.16/0.39)	25 (0.98)	blue	U85 smooth	101 (3.97)	151 (5.94)
SF-SB 4X75-U85-GL/GL BL FDA	880751	75 (2.95)	62.9 (2.48)	4.0/10 (0.16/0.39)	25 (0.98)	blue	U85 smooth	101 (3.97)	151 (5.94)
SF-SB 7X100-U85-GL/GL BL FDA	880752	100 (3.94)	88.7 (3.49)	6.4/13 (0.25/0.51)	25 (0.98)	blue	U85 smooth	128 (5.04)	180 (7.09)
SF-SB 7X125-U85-GL/GL BL FDA	880753	125 (4.92)	113.7 (4.48)	6.3/13 (0.25/0.51)	25 (0.98)	blue	U85 smooth	128 (5.04)	180 (7.09)
SF-SB 7X150-U85-GL/GL BL FDA	880755	150 (5.91)	138.7 (5.46)	6.1/13 (0.24/0.51)	25 (0.98)	blue	U85 smooth	128 (5.04)	180 (7.09)
SF-B 4X75-U85-GL/GL BL FDA	880745	75 (2.95)	48.4 (1.91)	4.0/10 (0.16/0.39)	50 (1.97)	blue	U85 smooth	101 (3.97)	151 (5.94)
SF-B 7X100-U85-GL/GL BL FDA	880746	100 (3.94)	74.3 (2.93)	6.4/13 (0.25/0.51)	50 (1.97)	blue	U85 smooth	128 (5.04)	180 (7.09)
SF-B 7X125-U85-GL/GL BL FDA	880748	125 (4.92)	99.3 (3.91)	6.3/13 (0.25/0.51)	50 (1.97)	blue	U85 smooth	128 (5.04)	180 (7.09)
SF-B 7X150-U85-GL/GL BL FDA	880749	150 (5.91)	124.3 (4.89)	6.1/13 (0.24/0.51)	50 (1.97)	blue	U85 smooth	128 (5.04)	180 (7.09)

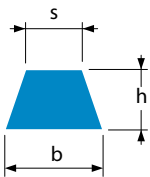


SF-SS
(small scoop)

SF-S
(scoop)

SF-SS 4X50-U85-GL/GL BL FDA	880770	50 (1.97)	–	4.0/10 (0.16/0.39)	25 (0.98)	blue	U85 smooth	101 (3.97)	151 (5.94)
SF-SS 4X75-U85-GL/GL BL FDA	880771	75 (2.95)	–	4.0/10 (0.16/0.39)	25 (0.98)	blue	U85 smooth	101 (3.97)	151 (5.94)
SF-SS 7X75-U85-GL/GL BL FDA	880772	75 (2.95)	–	6.6/13 (0.26/0.51)	25 (0.98)	blue	U85 smooth	128 (5.04)	180 (7.09)
SF-SS 7X100-U85-GL/GL BL FDA	880773	100 (3.94)	–	6.5/13 (0.26/0.51)	25 (0.98)	blue	U85 smooth	128 (5.04)	180 (7.09)
SF-SS 7X125-U85-GL/GL BL FDA	880774	125 (4.92)	–	6.3/13 (0.25/0.51)	25 (0.98)	blue	U85 smooth	128 (5.04)	180 (7.09)
SF-SS 7X150-U85-GL/GL BL FDA	880775	150 (5.91)	–	6.2/13 (0.24/0.51)	25 (0.98)	blue	U85 smooth	128 (5.04)	180 (7.09)
SF-S 4X50-U85-GL/GL BL FDA	880776	50 (1.97)	–	4.0/10 (0.16/0.39)	50 (1.97)	blue	U85 smooth	101 (3.97)	151 (5.94)
SF-S 4X75-U85-GL/GL BL FDA	880777	75 (2.95)	–	4.0/10 (0.16/0.39)	50 (1.97)	blue	U85 smooth	101 (3.97)	151 (5.94)
SF-S 7X75-U85-GL/GL BL FDA	880780	75 (2.95)	–	6.6/13 (0.26/0.51)	50 (1.97)	blue	U85 smooth	128 (5.04)	180 (7.09)
SF-S 7X100-U85-GL/GL BL FDA	880781	100 (3.94)	–	6.4/13 (0.25/0.51)	50 (1.97)	blue	U85 smooth	128 (5.04)	180 (7.09)
SF-S 7X125-U85-GL/GL BL FDA	880782	125 (4.92)	–	6.3/13 (0.25/0.51)	50 (1.97)	blue	U85 smooth	128 (5.04)	180 (7.09)
SF-S 7X150-U85-GL/GL BL FDA	880783	150 (5.91)	–	6.2/13 (0.24/0.51)	50 (1.97)	blue	U85 smooth	128 (5.04)	180 (7.09)

Technical information about PU flights and longitudinal profiles



K
(wedge)

Type designation	Article no.	Dimensions b x h x s [mm (in)]	Color	Material/ surface	Permitted operating temp. [°C]	Flights		Longitudinal profiles		
						Profile spacing min. [mm(in)]	d _{min} approx. [mm (in)]*	Profile spacing min. [mm(in)]	on underside d _{min} approx. [mm (in)]*	on top face d _{min} approx. [mm (in)]*
K6	888009	6x4.2x4 (0.24x0.17x0.16)	blue	U65 smooth	-30/+80	30 (1.18)	30 (1.18)	30 (1.18)	40 (1.57)	30 (1.18)
K10	880517	10x6x6 (0.39x0.24x0.24)	blue	U65 smooth	-30/+80	30 (1.18)	50 (1.97)	30 (1.18)	70 (2.76)	60 (2.36)
K13	881233	13x8x7.5 (0.51x0.31x0.30)	blue	U65 smooth	-30/+80	30 (1.18)	80 (3.15)	30 (1.18)	90 (3.54)	60 (2.36)
K17	888411	17x11x9.5 (0.67x0.43x0.37)	blue	U65 smooth	-30/+80	30 (1.18)	110 (4.33)	30 (1.18)	90 (3.54)	90 (3.54)

* When establishing the drum diameter, the d_{min} of the belt, flight, and side wall must be allowed for.

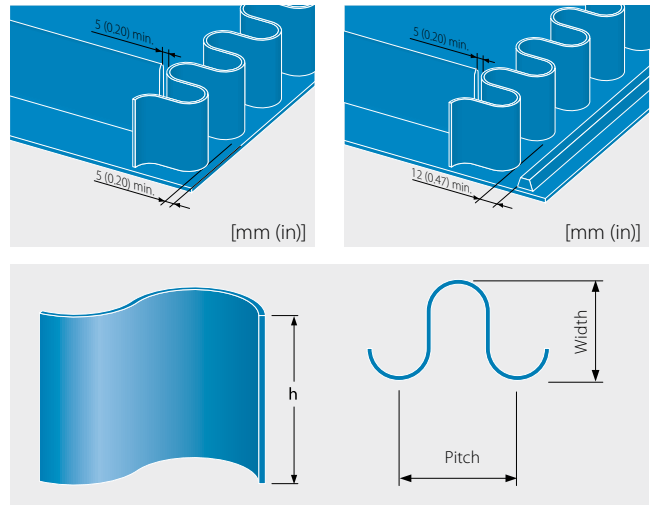
The highest value is the relevant one and must be no lower. The d_{min} specifications are guidelines.

They were established in standard ambient conditions (20°C/50% humidity). Lower temperatures require larger diameters.

PU side walls

Side walls can be welded onto the belts in tight tolerances. Customized profile heights are possible. All available side wall types can be used for FLT belts.

- PU side wall material is available in 2 mm (0.08 in) or 2.5 mm (0.10 in) thickness depending on the height of the side wall.
- Side walls must be applied to the belt edges with spacing of at least 5 mm (0.20 in).
- The minimum spacing from long tracking profiles on the belt's top face is 12 mm (0.47 in).
- The minimum distance to flights is 5 mm (0.20 in).



You can obtain exact dimensions, tolerances and other technical information on request. Contact our customer service for more information and recommendations.

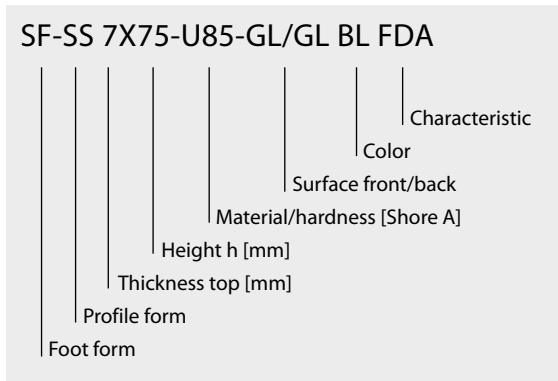
Technical information PU side walls

Type designation	Article no.	Belt type	Height h [mm (in)]	Thickness [mm (in)]	Weight [g/mm (lb/in)]	Pitch [mm (in)]	Width [mm (in)]	Color	Material/surface	d _{min} [mm (in)]*	d _{min} [mm (in)] with counter-bending [mm (in)]*
FW 2X 25/P40-U90-GL/GL BL FDA	2880714	FLT/ CD40	25 (0.98)	2 (0.08)	0.235 (0.013)	40 (1.57)	49.5 (1.95)	blue	U90 smooth	80 (3.15)	100 (3.94)
FW 2X 50/P40-U90-GL/GL BL FDA	2880715		50 (1.97)	2 (0.08)	0.470 (0.026)	40 (1.57)	49.5 (1.95)	blue	U90 smooth	100 (3.94)	200 (7.87)
FW 2X 75/P40-U90-GL/GL BL FDA	2880716		75 (2.95)	2 (0.08)	0.705 (0.039)	40 (1.57)	49.5 (1.95)	blue	U90 smooth	130 (5.12)	300 (11.81)
FW 2X 100/P40-U90-GL/GL BL FDA	2880717		100 (3.94)	2 (0.08)	0.940 (0.053)	40 (1.57)	49.5 (1.95)	blue	U90 smooth	160 (6.3)	400 (15.75)
FW 2X 25/P49-U90-GL/GL BL FDA	880714	FLT/ PD2	25 (0.98)	2 (0.08)	0.206 (0.012)	49.5 (1.95)	49.5 (1.95)	blue	U90 smooth	80 (3.15)	100 (3.94)
FW 2X 50/P49-U90-GL/GL BL FDA	880715		50 (1.97)	2 (0.08)	0.411 (0.023)	49.5 (1.95)	49.5 (1.95)	blue	U90 smooth	100 (3.94)	200 (7.87)
FW 2X 75/P49-U90-GL/GL BL FDA	880716		75 (2.95)	2 (0.08)	0.617 (0.035)	49.5 (1.95)	49.5 (1.95)	blue	U90 smooth	130 (5.12)	300 (11.81)
FW 2X 100/P49-U90-GL/GL BL FDA	880717		100 (3.94)	2 (0.08)	1.028 (0.058)	49.5 (1.95)	49.5 (1.95)	blue	U90 smooth	160 (6.3)	400 (15.75)
FW 2.5X 125/P49-U90-GL/GL BL FDA	880720		125 (4.92)	2.5 (0.1)	1.285 (0.072)	49.5 (1.95)	49.5 (1.95)	blue	U90 smooth	210 (8.27)	500 (19.69)
FW 2.5X 150/P49-U90-GL/GL BL FDA	880721		150 (5.91)	2.5 (0.1)	1.541 (0.086)	49.5 (1.95)	49.5 (1.95)	blue	U90 smooth	250 (9.84)	600 (23.62)


* When establishing the drum diameter, the d_{min} of the belt, flight, and side wall must be allowed for. The highest value is the relevant one and must be no lower. The d_{min} specifications are guidelines. They were established in standard ambient conditions (20°C/50% humidity). Lower temperatures require larger diameters.

Detailed dimensions, tolerances, and other specifications available on request. Contact customer service for additional information and recommendations.

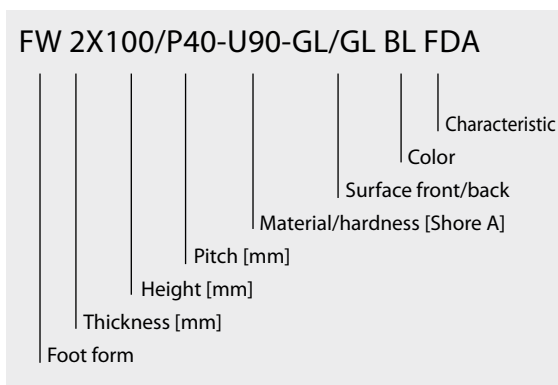
Type key PU flights and longitudinal profiles



- SF** = Small foot
- B** = Bent
- K** = Wedge profile
- SB** = Short bent
- S** = Scoop
- SS** = Small scoop
- T** = T profile
- U** = polyurethane
- GL** = smooth
- FDA** = food safe compliance with EC/FDA
- BL** = blue

 Blue (RAL 5015)

Type key side walls



- FW** = footless wall
- P** = pitch
- U** = polyurethane
- GL** = smooth
- BL** = blue
- FDA** = food safe compliance with EC/FDA

 Blue (RAL 5015)



MORE ABOUT FULLSAN

General Information

You can find all the information about Fullsan on our website



Click



Our digital magazine provides an overview of Fullsan's benefits



Click



Easy splicing

You can see a film showing how easy splicing with the air-cooled Blizzard SHP X00 heating press is



Click



Can be used on the conveyor

See the technical manual for interesting information on how to use homogenous belts



Click



Siegling – total belting solutions

Committed staff, quality oriented organization and production processes ensure the constantly high standards of our products and services.

Forbo Movement Systems complies with total quality management principles. Our quality management system has ISO 9001 certification at all production and fabrication sites. What's more, many sites have ISO 14001 environmental management certification.



Ref. no. 259-2
12/24 - UDH - Reproduction of text or parts thereof only with our approval. Subject to change.



Our service – anytime, anywhere

Forbo Movement Systems employs around 2,500 people in its group of companies. Our products are manufactured in ten production facilities across the world.

You can find companies and agencies with warehouses and workshops in over 80 countries.

Service points are located in more than 300 places worldwide.

Forbo Siegling GmbH

Lilienthalstrasse 6/8, D-30179 Hanover

Phone +49 511 6704 0

www.forbo-siegling.com, siegling@forbo.com



MOVEMENT SYSTEMS